

# CRIME IN VIRGINIA



JANUARY-DECEMBER, 2003

## Virginia Uniform Crime Reporting Program

DEPARTMENT OF STATE POLICE  
Colonel W. Steven Flaherty  
Superintendent  
RICHMOND



# Foreword

Crime is of great concern to all citizens of Virginia. By use of crime statistics, criminal justice agencies can make an informed decision concerning the most efficient and effective manner in which to dedicate their limited resources toward the reduction of crime in their communities. The Uniform Crime Reporting (UCR) Program is a system of collecting and analyzing crime statistics gathered on selected crimes by participating law enforcement agencies throughout the State. We acknowledge the efforts made by these agencies in making this report accurate and concise.

With this publication, all information is in the Incident Based format. The Incident Based Reporting central repository went into production in January 1994. At that time all contributing agencies were given five years to convert their summary system into an incident based system. All but a few agencies have completed this process and we are no longer accepting summary hard copy reports. In the section, Offenses By Contributor, if the agency did not submit an entire year of data, the footnote beside the agency's name represents the number of months of submission. The statewide population for this publication, 7,386,300, are 2003 provisional estimates provided by the Weldon Cooper Center For Public Service, University of Virginia.

In accordance with the *Code of Virginia*, the Department of State Police, as the central repository, collects crime information from participating agencies; the most accurate information available in Virginia is used to generate the statistics contained in this publication. UCR statistics were originally for police agencies only, but community concern has generated a use by both public and private sources. This use increases yearly. The UCR information has become the primary vehicle used to evaluate levels of criminal activity in jurisdictions throughout Virginia.

The participation and cooperation of all agencies making this publication possible is sincerely appreciated. The quality of the program continues to be maintained through their cooperative efforts.

Colonel W. Steven Flaherty  
Superintendent

# Dedication

This publication is dedicated to the memory of the following law enforcement officers who were feloniously killed while performing their duties during 2003.

## **Trooper Michael Todd Blanton**

Virginia State Police  
June 5, 1973 - January 29, 2003  
Employed March 10, 1998

## **Police Officer Scott Allen Hylton**

Christiansburg Police Department  
December 23, 1959 - May 9, 2003  
Employed December 19, 2002

## **Police Officer Ryan E. Cappelletty**

Chesterfield Police Department  
June 7, 1979 - May 28, 2003  
Employed July 22, 2002

## **Police Officer Rodney F. Poceschi**

Virginia Beach Police Department  
September 17, 1969 - June 23, 2003  
Employed August 2, 1999

## **Police Officer Douglas E. Wendel**

Richmond Police Department  
April 11, 1962 - July 30, 2003  
Employed December 15, 1997

## **Sergeant Rodney Lee Davis, Jr.**

Greene County Sheriff's Office  
January 26, 1973 - August 26, 2003  
Employed April 2, 2001

# Facts At A Glance

- There were 477,642 Group A Offenses reported by the contributing agencies. (Page 8)
- The total number of incidents of crime was 423,784 and the month of August had the greatest number reported. (Page 7)
- Of the 21,713 violent crimes reported, 45.2% occurred in the home. (Page 43)
- There were 5,199 victims of the 4,900 forcible sex offenses reported by the contributing agencies. 87% were females. (Pages 14 & 15)
- The theft of jewelry & precious metals accounted for a property loss of \$20,303,867. (Page 57)
- Firearms represented 16.6% of all weapons used in Aggravated Assaults. 71.9% of all victims of aggravated assault had some type of injury. (Page 44)
- 17,566 offenses of Motor Vehicle Thefts were reported, amounting to a total value loss of \$106,689,725. (Page 58)
- There were 111,582 Group A arrests reported by contributing agencies and 171,950 Group B arrests reported. (Pages 71 & 72)
- There were 1,294 assaults on officers reported in Virginia. 29.0% involved some type of injury to the officer. (Page 53)
- Of the 312 Hate Crime offenses reported, 39.1% of these were some type of assault offense and 37.8% were vandalism/damage of property offenses. (Page 49)

## Clearance Rates:

**This report no longer publishes clearance rates. The IBR system does not accurately reflect the volume of clearances each department produces in a given year. Additionally, the number of arrests in a jurisdiction does not provide offense clearance information in that one person arrested could clear a number of different offenses.**

# Table of Contents

<b>I.</b>	<b>2003 VIRGINIA UNIFORM CRIME REPORTING PROGRAM</b>	<b>Page</b>
	A. History of UCR Program .....	1
	B. UCR Objectives .....	1
	C. Incident Based Reporting .....	2
	D. Crime Factors .....	3
	E. Crime Trends .....	4
<b>II.</b>	<b>GROUP A OFFENSES</b>	
	A. Definitions of Group A Offense Categories .....	6
	B. Monthly Offenses .....	7
	C. Crime Clocks .....	8
	D. Homicide .....	9
	E. Forcible Sex Offenses .....	13
	F. Robbery .....	18
	G. Assault Offenses .....	22
	H. Burglary .....	26
	I. Larceny .....	30
	J. Motor Vehicle Theft .....	33
	K. Arson .....	37
<b>III.</b>	<b>SUMMARY OF GROUP A OFFENSES</b>	
	A. Violent Crime--Relationship of Victim to Offender .....	42
	B. Violent Crime--Offender Suspected of Using .....	42
	C. Violent Crime--Resident Status of Victim .....	42
	D. Violent Crime--Location and Time of Offense .....	43
	E. Violent Crime--Weapon Used, Victim Injury .....	44
	F. Violent Crime--Age, Gender & Race of Victim/Offender .....	45
	G. Property Crime--Offender Suspected of Using .....	46
	H. Property Crime--Offenses by Time of Day .....	46
	I. Property Crime--Location By Offense .....	47
	J. Property Crime--Offense by Day of Week .....	48
	K. Property Crime--Victims & Offenders by Race & Gender .....	48
	L. Hate Crime .....	49
<b>IV.</b>	<b>LAW ENFORCEMENT OFFICERS KILLED AND ASSAULTED</b>	
	A. Officers Assaulted by Type of Activity .....	52
	B. Officers Assaulted by Type of Weapon .....	53
	C. Officers Injured by Type of Injury .....	53
	D. Officers Assaulted by Type of Assignment .....	54
	E. Officers Assaulted by Time of Day .....	54

**V. VALUE OF PROPERTY LOSS**

- A. Value of Property Stolen & Recovered by Month ..... 56
- B. Value Loss by Property Description ..... 57
- C. Value of Property Stolen by Type of Offense ..... 58

**VI. ARREST DATA**

- A. Number of Arrests by Quarter ..... 60
- B. Number of Arrests by Age, Gender, and Race ..... 61
- C. IBR Agencies' Drug Arrests by Age & Type of Drug ..... 63
- D. IBR Agencies' Juveniles Arrested by Offense ..... 64
- E. IBR Agencies' Adults Arrested by Age ..... 66
- F. IBR Agencies' Arrests by Gender ..... 69
- G. IBR Agencies' Arrests by Race ..... 70
- H. IBR Agencies' Group A Arrests--Distribution & Rate ..... 71
- I. IBR Agencies' Group B Arrests by Race and Gender ..... 72

**VII. CONTRIBUTING AGENCIES FULL-TIME EMPLOYEES**..... 73

**VIII. GROUP A OFFENSES BY IBR CONTRIBUTOR** ..... 79

**IX. ARREST BY COUNTY AND CITY**..... 101

# Virginia Uniform Crime Reporting Program

## HISTORY

Development of the nationwide summary Uniform Crime Reporting (UCR) Program began seventy years ago. In 1930, crime counts were first requested from local police departments, with the Federal Bureau of Investigation designated by Congress to collect, compile, and analyze these statistics. The Committee on Uniform Crime Records of the International Association of Chiefs of Police played a primary role in the origin and development of the UCR Program and, to this day, serves in a strong advisory capacity. The National Sheriff's Association (NSA) in 1966, established a Committee on Uniform Crime Reporting to serve in an advisory capacity to the NSA membership and the national Uniform Crime Reporting Program. Today, this Committee and similar committees within the state law enforcement associations are active in promoting interest in the UCR Program. Standardized offense classifications and scoring procedures to insure uniformity and consistency of data were the keynote of the reports. All of the Uniform Crime Reports were designed to be a by-product of information that a law enforcement agency should routinely compile for its own efficient administration and performance. The underlying philosophy and focus is and always has been oriented toward police statistics for use by law enforcement agencies, but the unique nature of the program makes the data invaluable for use by elected officials and the American public.

The FBI has actively assisted individual states in the development of statewide programs of police statistics compatible with the national system. These state statistical programs provide the advantage of increased coverage of law enforcement agencies due to mandatory reporting requirements. State systems also provide direct and frequent service to law enforcement agencies in assuring completeness and quality of information provided by them. Through coordination by the state collection agency, the data is available for use by the state, and the collection and reporting machinery for the national program is substantially streamlined.

Prior to June 30, 1974, no mandatory uniform crime reporting law existed in Virginia, and of the 288 agencies in the Commonwealth, 162 or 56% were voluntarily reporting directly to the Federal Bureau of Investigation. Effective law enforcement requires the coordinated action of all law enforcement agencies within and among political subdivisions. Special attention must often be devoted to a selective and concentrated effort both area wide as well as in terms of a specific pattern and type of criminal behavior. Selective and coordinated enforcement becomes possible only when the type and volume of crime can be analyzed on a basis of accurate information, statistically developed and coordinated.

The need for statistical information on the number of offenses and offenders was long recognized in the state. The system developed in Virginia gave vital information that assisted law enforcement agencies throughout the state by furnishing information for management decisions and planning programs. Virginia has now converted to a more extensive data collection system. This new system is discussed on the following page.

A statewide UCR program informs the Governor, Legislature, local and state law enforcement agencies, other governmental officials, and the public as to the nature of crime problems in Virginia, their magnitude, and their trend over a period of time. Local and state officials are able to assess the direction and impact of crime through the collection of timely and reliable statistical information.

## UCR SYSTEM OBJECTIVES

The fundamental objectives of the Virginia Uniform Crime Reporting Program are:

- (1) To inform the Governor, Legislature, and other governmental officials, and the public as to the nature of the crime problem in Virginia—its magnitude and its trend.
- (2) To provide law enforcement administrators with criminal statistics for administrative and operational use.
- (3) To determine who commits crimes by age, sex, race, and other attributes in order to find the proper focus for crime prevention and enforcement.
- (4) To provide base data and statistics to measure the workload and effectiveness of Virginia's criminal justice system.
- (5) To provide base data and statistics to measure the effects of prevention and deterrence programs.
- (6) To provide base data and statistics for research to improve the efficiency, effectiveness and performance of criminal justice agencies.
- (7) To provide base data to assist in the assessment of social and other causes for the development of theories of criminal behavior.



# Incident Based Reporting

## THE INCIDENT BASED REPORTING SYSTEM

Virginia is now publishing crime data in a different format. This new reporting system is the Incident Based Reporting System. The Incident Based Reporting (IBR) system was designed to meet law enforcement needs well into the new millennium. The following information is furnished to provide an overall description of IBR.

During the preliminary development of IBR by the Federal Bureau of Investigation, advice was solicited from the National Association of State UCR programs, the International Association of Chiefs of Police, the National Sheriffs' Association, the National Alliance of State Drug Enforcement Agencies and other federal, state and local criminal justice agencies.

The guidelines and specification developed were provided to South Carolina for testing in a pilot program in 1987. As a result of the testing, further refinements were made. In 1988, a national conference was held to present these guidelines and obtain feedback from representatives of law enforcement agencies in attendance. While the consensus was that the Federal Bureau of Investigation should proceed with efforts to implement this system nationally, additional suggestions concerning this program were submitted.

Virginia formed a State UCR Committee in 1986 to follow the developments of the IBR and to evaluate its impact on our state. This committee was composed of representatives from the Virginia State Sheriffs' Association, the Virginia Association of Chiefs of Police, the Department of Criminal Justice Services, and the Department of State Police. The State UCR Committee created the UCR Forms Subcommittee, which included representatives from police and sheriffs' agencies, the State Police, and the Department of Criminal Justice Services. This subcommittee developed, tested and subsequently recommended a standard Incident Based Reporting form for use in Virginia. The Forms Subcommittee recommended this form be used at the option of the reporting agencies. However, agencies may use their own form to report the required data to the central repository. It is important, at this point, to recognize that this form is used to *collect* the various data concerning criminal activity. Because of the numerous data elements collected, law enforcement agencies *report* this data to the central repository via an automated system.

The UCR Committee recommended that the Superintendent of the Department of State Police adopt the minimum, mandatory data standards recommended by FBI/UCR and proceed with the implementation of Incident Based Reporting in Virginia. In addition, the committee recommended that the data be collected which would relate the offender to the offense, the type of property security/alarm system used, and the method/direction used by the offender to flee the scene. Additional data is collected on Officer Assaulted/Killed Reports relating to the types of activities and assignments the officer was performing at the time of the offense.

Some of the major benefits derived from the IBR system are greater specificity in reporting; more correlation between offenses, property, victims, offenders, and arrestees; expanded victim/offender relationships; distinction between attempted and completed crimes; and increased reporting of various circumstances relative to specific crimes.

The IBR system requires that extensive data be reported for *each crime* occurring during a particular incident. Under the old summary system, only limited data concerning the *most serious crime* occurring during a particular incident was reported.

Information relating to two different levels of offenses are collected by the IBR system. The most serious offenses are designated as Group "A" offenses; the less serious offenses are designated as Group "B" offenses. Group "A" offenses consist of 22 categories of crimes involving 46 different offenses; a maximum of 10 offenses per incident may be reported. Agencies are required to report 75 data elements for each Group "A" offense. Group "B" offenses, consisting of 11 crimes, only require reporting arrest data and the identification of the case and reporting agency.

The new offense categories along with their definitions are provided on page six.

# Crime Factors

Crime trends vary from place to place; thus, a review of the statistics and comparison of data should be done with caution. While the causes and origins of crime have been the subject of investigation by many disciplines, *Crime in Virginia* restricts itself to population size alone to establish a crime rate.

Some factors believed to affect the type and volume of crime in various places are:

1. Population size, density and degree of urbanization;
2. Population variations in composition and stability;
3. Economic conditions and employment availability;
4. Mores, cultural conditions, education, and religious characteristics;
5. Family cohesiveness;
6. Climate, including seasonal weather conditions;
7. Effective strength of the police force;
8. Standards governing appointments to the police force;
9. Attitudes and policies of the courts, prosecutors and corrections;
10. Citizen attitudes toward crime and police;
11. The administrative and investigative efficiency of police agencies and the organization and cooperation of adjoining and overlapping police jurisdiction;
12. Crime reporting practices of citizens.

## Crime Trends 2003


Group A Offenses	Year	Number of Offenses	Rate Per 100,000
Murder	2003	408	5.52
Kidnapping/Abduction	2003	1587	21.49
Forcible Sex Offenses	2003	5205	70.47
Robbery	2003	6576	89.03
Aggravated Assaults	2003	11143	150.86
Simple Assaults/Intimidation	2003	86805	1175.22
Arson	2003	1567	21.21
Extortion/Blackmail	2003	87	1.18
Burglary	2003	27997	379.04
Larceny	2003	165177	2236.26
Motor Vehicle Theft	2003	17566	237.82
Counterfeiting/Forgery	2003	8334	112.83
Fraud	2003	14413	195.13
Embezzlement	2003	2929	39.65
Stolen Property	2003	1289	17.45
Damage/Vandalism	2003	91284	1235.86
Drug/Narcotics	2003	36623	495.82
Nonforcible Sex Offenses	2003	254	3.44
Pornography	2003	163	2.21
Gambling	2003	83	1.12
Prostitution	2003	902	12.21
Bribery	2003	16	.22
Weapon Law Violations	2003	9443	127.84

All counts are number of offenses except for offenses against a person in which victims are counted.



## II

# Group A Offenses



## Definitions of Categories of Group A Offenses

For practical purposes of measuring the trend and distribution of crime on the National and State level, the definitions for crime in the Incident Based Reporting (IBR) Program are generic in order not to exclude varying state and Federal statutes relating to the same type of crime. The definitions which were developed for IBR are not meant to be used for charging persons with crimes. Essential to the maintaining of uniform and consistent data is the establishment of standard definitions which are used for the State and National Programs.

### The IBR Group A Offense Categories and their definitions are:

**Arson** - Definition on Page 37

**Assault** - Definition on Page 22

**Bribery** - The offering, giving, receiving, or soliciting of anything of value (i.e., a bribe, gratuity, or kickback) to sway the judgment or action of a person in a position of trust or influence.

**Burglary** - Definition on Page 26

**Counterfeiting/Forgery** - The altering, copying, or imitation of something, without authority or right, with the intent to deceive or defraud by passing the copy or thing altered or imitated as that which is original or genuine; or the selling, buying, or possession of an altered, copied, or imitated thing with the intent to deceive or defraud.

**Destruction/Damage/Vandalism of Property** - To willfully or maliciously destroy, damage, deface, or otherwise injure real or personal property without the consent of the owner or the person having custody or control of it.

**Drug/Narcotic Offenses** - The violation of laws prohibiting the production, distribution, and/or use of certain controlled substances and the equipment or devices utilized in their preparation and/or use. (Includes drugs and equipment violations)

**Embezzlement** - The unlawful misappropriation by an offender to his/her own use or purpose of money, property, or some other thing of value entrusted to his/her care, custody, or control.

**Extortion/Blackmail** - To unlawfully obtain money, property, or any other thing of value, either tangible or intangible, through the use or threat of force, misuse of authority, threat of criminal prosecution, threat of destruction of reputation or social standing, or through other coercive means.

**Fraud Offenses** - The intentional perversion of the truth for the purpose of inducing another person or other entity in reliance upon it to part with something of value or to surrender a legal right. (Includes false pretenses/swindle/confidence game, credit card/automatic teller machine, impersonation, welfare, and wire frauds)

**Gambling Offenses** - To unlawfully bet or wager money or something else of value; assist, promote, or operate a game of chance for money or some other stake; possess or transmit wagering information; manufacture, sell, purchase, possess, or transport gambling equipment, devices, or goods; or tamper with the outcome of a sporting event or contest to gain a gambling advantage. (Includes betting/wagering, operating/promoting/assisting, gambling equipment and sports tampering violations)

**Homicide** – Definition on Page 9

**Kidnaping/Abduction** - The unlawful seizure, transportation, and/or detention of a person against his/her will, or of a minor without the consent of his/her custodial parent(s) or legal guardian.

**Larceny/Theft** - Definition on Page 30

**Motor Vehicle Theft** - Definition on Page 33

**Pornography/Obscene Material** - The violation of laws or ordinances prohibiting the manufacture, publishing, sale, purchase, or possession of sexually explicit material, e.g., literature, photographs, etc.

**Prostitution Offenses** - To unlawfully engage in or promote sexual activities for profit. (Also includes assisting)

**Robbery** - Definition on Page 18

**Sex Offenses, Forcible & Nonforcible** - Definition on Page 13

**Stolen Property Offenses** - Receiving, buying, selling, possessing, concealing, or transporting any property with the knowledge that it has been unlawfully taken, as by burglary, embezzlement, fraud, larceny, robbery, etc.

**Weapon Law Violations** - The violation of laws or ordinances prohibiting the manufacture, sale, purchase, transportation, possession, concealment, or use of firearms, cutting instruments, explosives, incendiary devices, or other deadly weapons.

## Monthly Group A Offense Categories

	Jan	Feb	Mar	Apr	May	Jun	Jul	Aug	Sep	Oct	Nov	Dec
Arson	117	91	159	143	136	132	153	141	108	137	140	110
Assault, Aggrav.	758	606	830	822	903	823	967	925	907	824	778	686
Assault, Other	5694	5151	7146	6798	7161	6368	6579	6730	6893	6572	5878	5505
Bribery	0	2	1	3	0	3	0	0	0	2	4	1
Burglary	2460	1846	2399	2434	2618	2325	2319	2389	2840	2230	2020	2117
Counterfeiting	750	617	841	746	759	694	747	796	624	600	573	587
Destruction	7015	5736	7550	7527	7847	8076	8651	9098	7856	7738	7221	6969
Drug	3069	2581	3551	3272	3532	2889	3185	3213	2927	3097	2665	2642
Embezzlement	285	189	230	222	270	242	233	293	216	246	220	283
Extortion	5	11	2	7	6	8	7	6	9	7	9	10
Fraud	1202	1020	1337	1281	1327	1227	1272	1242	1099	1178	1086	1142
Gambling	19	9	18	9	10	3	4	3	3	5	0	0
Homicide, Murder	32	29	30	33	34	40	31	30	37	29	36	24
Homicide, Neg.	1	0	3	1	1	2	1	3	1	1	3	0
Kidnapping	111	85	106	108	126	85	124	126	110	124	116	121
Larceny	13671	11243	14139	14134	15541	14013	15581	15644	14325	13389	11677	11820
MV Theft	1445	1174	1478	1352	1438	1417	1705	1734	1500	1494	1453	1376
Pornography	20	11	14	8	14	10	15	17	10	17	21	6
Prostitution	87	67	73	71	58	132	76	93	69	80	63	33
Robbery	592	409	531	575	575	489	621	588	530	533	549	584
Forcible Sex, Rape	128	123	159	142	148	157	182	159	130	121	125	119
Forcible Sex, Other	287	197	274	273	308	301	318	292	290	284	204	179
Nonforcible Sex	23	22	23	27	17	16	27	20	20	12	34	4
Stolen Property	108	67	109	129	123	117	143	110	95	81	99	108
Weapon Laws	661	654	903	845	881	742	863	795	794	782	765	758
Group A Offenses	38540	31940	41906	40962	43833	40311	43804	44447	41393	39583	35739	35184
Group A Incidents	33438	27825	36689	36036	38464	35475	38481	40131	37156	35953	32405	31731

Assaults, Other includes simple assaults, and intimidation.

Forcible Sex, Other includes sodomy, sexual assault with object, and forcible fondling.

Nonforcible Sex includes incest and statutory rape.

These crime counts represent offenses reported in an incident, not victims of each offense.

# Group A Incidents

**423,784 Incidents Reported - One every 1 Min. 14 Sec.**

**Several offenses may have occurred in one crime incident; therefore, the total number of offenses reported was 477,642.**

## **Crimes Against The Person**

**93,193 Offenses Reported - One every 5 Min. 38 Sec.**

### *Homicide*

*402 Offenses Reported*

### *Kidnapping/Abduction*

*1,342 Offenses Reported*

### *Forcible Sex Offenses*

*4,900 Offenses Reported*

### *Assault Offenses*

*86,304 Offenses Reported*

### *Nonforcible Sex Offenses*

*245 Offenses Reported*

## **Crimes Against Society**

**47,214 Offenses Reported - One every 11 Min. 8 Sec.**

### *Drug Offenses*

*36,623 Offenses Reported*

### *Pornography/Obscene Material*

*163 Offenses Reported*

### *Gambling Offenses*

*83 Offenses Reported*

### *Prostitution*

*902 Offenses Reported*

### *Weapon Law Violations*

*9,443 Offenses Reported*

## **Crimes Against Property**

**337,235 Offenses Reported - One every 1 Min. 34 Sec.**

### *Robbery*

*6,576 Offenses Reported*

### *Arson*

*1,567 Offenses Reported*

### *Extortion/Blackmail*

*87 Offenses Reported*

### *Burglary*

*27,997 Offenses Reported*

### *Larceny*

*165,177 Offenses Reported*

### *Motor Vehicle Theft*

*17,566 Offenses Reported*

### *Counterfeiting/Forgery*

*8,334 Offenses Reported*

### *Fraud*

*14,413 Offenses Reported*

### *Embezzlement*

*2,929 Offenses Reported*

### *Stolen Property*

*1,289 Offenses Reported*

### *Damage/Vandalism*

*91,284 Offenses Reported*

### *Bribery*

*16 Offenses Reported*



## **Homicide Offenses**

*The killing of one human being by another*

### **Murder/**

### **Nonnegligent Manslaughter**

*The willful (nonnegligent) killing of one human being by another*

### **Manslaughter By**

### **Negligence**

*The killing of another person through negligence  
This offense does not include "Vehicular Manslaughter"*

### **Justifiable Homicide**

*The killing of a perpetrator of a serious criminal offense by a peace officer in the line of duty; or the killing, during the commission of a serious criminal offense, of the perpetrator by a private individual*

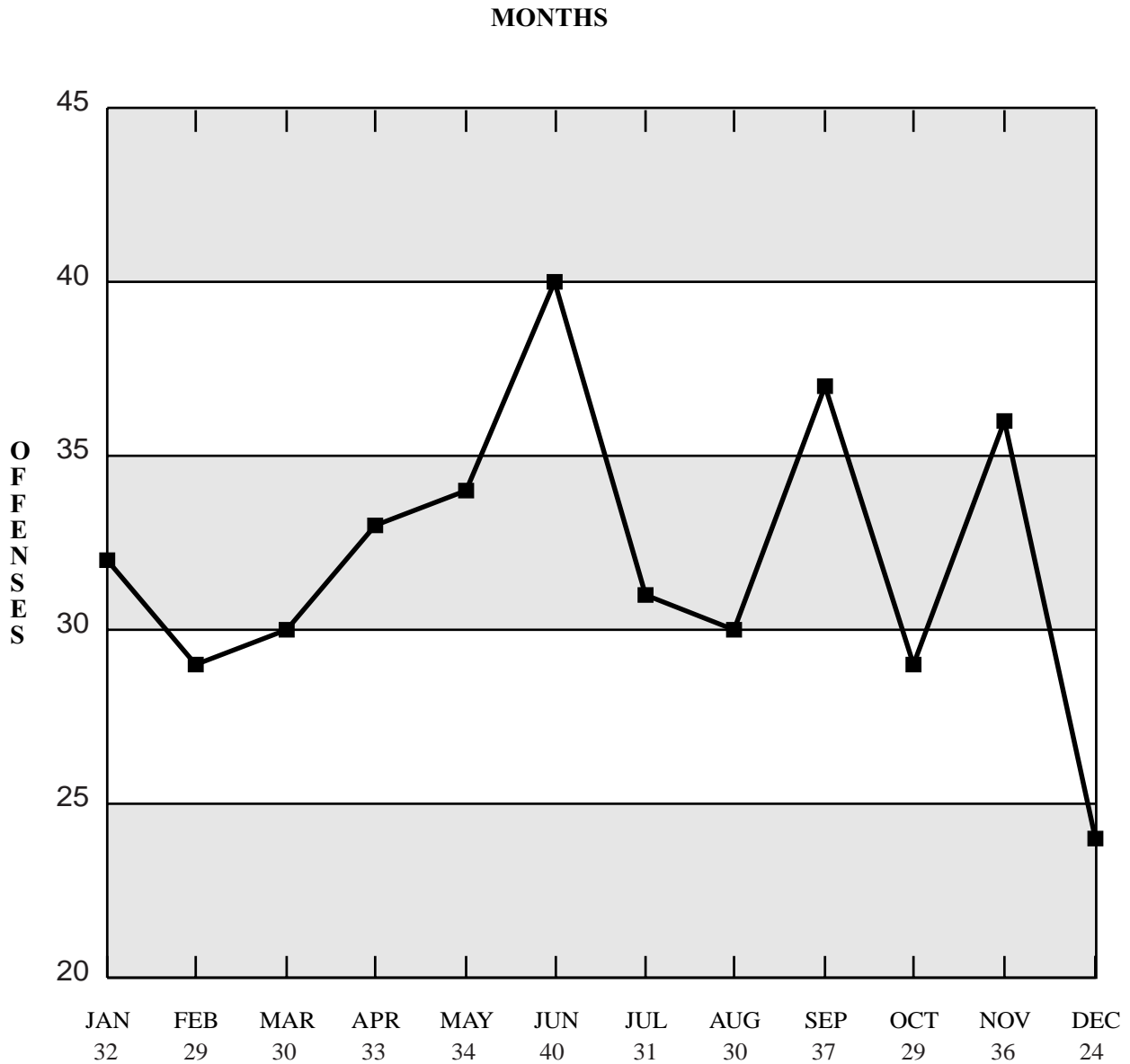


***Murder/  
Nonnegligent  
Manslaughter***



*As a general rule, any death due to injuries received in a fight, argument, quarrel, assault, or commission of a crime is classified in this category. Suicides, accidental deaths, assaults to murder, traffic fatalities, and attempted murders are not classified as Murder/Nonnegligent Manslaughter. More information on murders may be found in the violent crime section of this report.*

*In 2003, the contributing agencies reported 385 offenses resulting in 408 actual deaths. An analysis by month shows June had the greatest occurrences.*



# Murder/Nonnegligent Manslaughter

In all cases of murder reported under this system, data is captured on the victim and suspected offender's age, gender, and race. The data below represents victim information for the murders reported by the agencies submitting Incident Based Reporting data.

## VICTIMS BY AGE, GENDER, AND RACE

Age	Gender	White	Black	Am Indian/ Alskn Native	Asian Pacific Isl	Unk	Total
Under 10	M	11	3				14
	F		2			1	3
	U						
10-14	M		3				3
	F	1					1
	U						
15-19	M	14	26			1	41
	F	2	2				4
	U						
20-24	M	11	60			3	74
	F	3	11			1	15
	U						
25-29	M	8	38			1	47
	F	3	6			1	10
	U						
30-34	M	7	21		1	1	30
	F	1	2				3
	U						
35-39	M	6	15		1		22
	F	4	4				8
	U						
40-44	M	12	15				27
	F	10	3		1		14
	U						
45-49	M	10	8				18
	F	2	2				4
	U					1	1
50-54	M	6	3		1	1	11
	F	4	2				6
	U						
55-59	M	4	2				6
	F	5	2				7
	U						
60-64	M	3	2				5
	F	1					1
	U						
65 & Over	M	3	4				7
	F	6	2				8
	U						
Unknown	M	2	13				15
	F		3				3
	U						
TOTAL	M	97	213		3	7	320
	F	42	41		1	3	87
	U					1	1

# Murder/Nonnegligent Manslaughter

## OFFENDERS BY AGE, GENDER, AND RACE

Age	Gender	White	Black	Am Indian/ Alskn Native	Asian Pacific Isl	Unk	Total
Under 10	M						
	F						
10-14	U						
	M		1				1
	F						
15-19	U						
	M	20	45			4	69
	F	2	3				5
20-24	U						
	M	24	93		1		118
	F	4	4				8
25-29	U						
	M	15	35				50
	F	2	3				5
30-34	U						
	M	8	18		1	1	28
	F	3	2				5
35-39	U						
	M	9	7				16
	F	4	4				8
40-44	U						
	M	9	8				17
	F	3	1				4
45-49	U						
	M	6	6				12
	F	1	3				4
50-54	U						
	M	6	8				14
	F						
55-59	U						
	M	4					4
	F	1					1
60-64	U						
	M	2	1				3
	F						
65 & Over	U						
	M	4	3				7
	F						
Unknown	U						
	M		23			4	27
	F						
	U					61	61
TOTAL	M	107	248		2	9	366
	F	20	20				40
	U					61	61



## **Forcible Sex Offenses**

### **Forcible Rape**

*The carnal knowledge of a person, forcibly and/or against that person's will; or not forcibly or against the person's will where the victim is incapable of giving consent because of his/her temporary or permanent mental or physical incapacity*

### **Forcible Sodomy**

*Oral or anal sexual intercourse with another person, forcibly and/or against that person's will; or not forcibly or against the person's will where the victim is incapable of giving consent because of his/her youth or because of his/her temporary or permanent mental or physical incapacity*

### **Sexual Assault With An Object**

*To use an object or instrument to unlawfully penetrate, however slightly, the genital or anal opening of the body of another person, forcibly and/or against that person's will; or not forcibly or against the person's will where the victim is incapable of giving consent because of his/her youth or because of his/her temporary or permanent mental or physical incapacity*

### **Forcible Fondling**

*The touching of the private body parts of another person for the purpose of sexual gratification, forcibly and/or against that person's will; or not forcibly or against the person's will where the victim is incapable of giving consent because of his/her youth or because of his/her temporary or permanent mental or physical incapacity*

## **Nonforcible Sex Offenses**

### **Incest**

*Nonforcible sexual intercourse between persons who are related to each other within the degrees wherein marriage is prohibited by law*

### **Statutory Rape**

*Nonforcible sexual intercourse with a person who is under the statutory age of consent*

## Forcible Sex Offenses

Forcible sex offenses include forcible rape, forcible sodomy, sexual assault with an object, and forcible fondling. Additional information on these offenses can be found in the violent crime section of this report.

Relationship of Victim to Offender	
Spouse	95
Common-Law Spouse	12
Parent	7
Sibling	135
Child	307
Grandparent	1
Grandchild	75
In-Law	16
Stepparent	33
Stepchild	123
Stepsibling	37
Other Family Member	366
Acquaintance	1263
Friend	355
Neighbor	117
Babysittee	38
Boyfriend/Girlfriend	233
Child of Boyfriend/Girlfriend	50
Homosexual Relationship	7
Ex-Spouse	4
Employee	21
Employer	4
Otherwise Known	471
Stranger	424
Unknown	795
<b>Total</b>	<b>4989</b>

Resident Status of Victim	Number
Resident	3808
Nonresident	703
Unknown	694
<b>Total Status</b>	<b>5205</b>

How Suspect Left Scene	Number
Auto	241
Truck	29
Van	9
Motorcycle	0
Bicycle	18
Foot	332
Moped	0
Other	76
Unknown	462
<b>Total</b>	<b>1167</b>

### Forcible Sex Offenses By Day of Week And Time of Day

Day/Time	00:00	02:00	04:00	06:00	08:00	10:00	12:00	14:00	16:00	18:00	20:00	22:00	Unk
	01:59	03:59	05:59	07:59	09:59	11:59	13:59	15:59	17:59	19:59	21:59	23:59	
Monday	106	34	14	28	53	50	67	59	53	42	40	58	57
Tuesday	97	29	17	19	68	66	58	72	62	56	54	43	54
Wednesday	130	26	20	21	69	39	83	71	60	52	54	49	68
Thursday	65	33	19	31	52	32	48	68	65	49	63	56	58
Friday	103	30	17	20	45	44	65	64	65	66	79	70	66
Saturday	153	60	52	21	46	37	73	52	45	54	77	72	47
Sunday	118	79	32	23	39	24	47	43	42	47	66	51	29
<b>TOTAL</b>	<b>772</b>	<b>291</b>	<b>171</b>	<b>163</b>	<b>372</b>	<b>292</b>	<b>441</b>	<b>429</b>	<b>392</b>	<b>366</b>	<b>433</b>	<b>399</b>	<b>379</b>

## Victims And Offenders of Forcible Sex Offenses

AGE, GENDER AND RACE OF VICTIM						
Race	Male			Female		
	0 - 18	19 - 35	36+	0 - 18	19 - 35	36+
White	402	42	10	1826	865	308
Black	185	17	8	918	321	154
Am. Ind./Alskn	0	0	0	0	1	1
Asian/Pacfc Isl.	7	0	0	31	22	2
Unknown	5	0	0	59	10	5
<b>TOTAL</b>	<b>599</b>	<b>59</b>	<b>18</b>	<b>2834</b>	<b>1219</b>	<b>470</b>

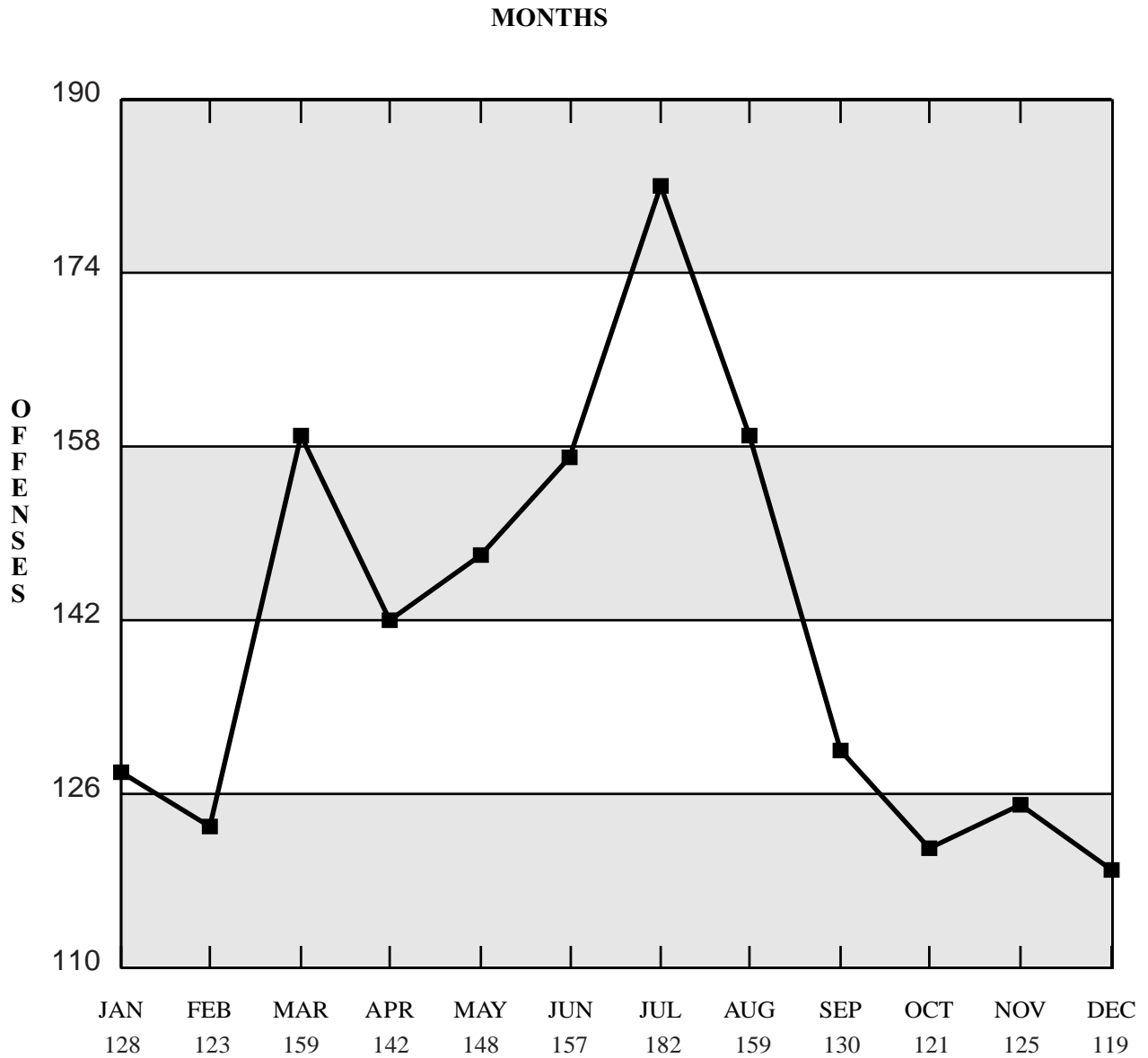
AGE, GENDER AND RACE OF OFFENDER						
Race	Male			Female		
	0 - 18	19 - 35	36+	0 - 18	19 - 35	36+
White	634	1194	825	49	54	26
Black	705	796	456	34	25	11
Am. Ind./Alskn	1	1	2	0	0	0
Asian/Pacfc Isl.	6	20	13	0	3	0
Unknown	84	27	14	5	1	3
<b>TOTAL</b>	<b>1430</b>	<b>2038</b>	<b>1310</b>	<b>88</b>	<b>83</b>	<b>40</b>

**Forcible Rape**



*This offense includes the forcible rape of both males and females. If force is used or threatened, the crime is classified as Forcible Rape regardless of the age of the victim. If no force or threat of force is used and the victim is under the statutory age of consent, the crime is not classified in this category but in the category of Statutory Rape.*

*In 2003, the contributing agencies reported 1,744 rape offenses resulting in 1,767 persons raped. An analysis by month shows July had the greatest occurrences.*



# Forcible Rape

## VICTIMS AND OFFENDERS BY AGE, GENDER, AND RACE

AGE	VICTIM		OFFENDER		
	Male	Female	Male	Female	Unknown
Under 10		47	2		1
10-12	4	131	21	1	
13-14	2	211	59		
15		131	38		
16	3	116	41	1	
17		81	66		
18		77	79		
19		79	84		
20		81	85		
21		61	69		
22		40	83		2
23		42	69	2	
24		49	50		
25-29		143	181	1	
30-34	1	105	166	2	
35-39		104	148		
40-44		83	126		
45-49		42	69		
50-54		30	45		
55-59		8	20		
60-64		4	8		
65 & Over		17	9		
Unknown	1	22	171		90
<b>TOTAL</b>	<b>11</b>	<b>1704</b>	<b>1689</b>	<b>7</b>	<b>93</b>
White	8	1118	856	4	
Black	3	543	769	3	
Am. Ind. or Alaskan Native		2	1		
Asian or Pacific Isl.		17	12		
Unknown		24	51		93
<b>TOTAL</b>	<b>11</b>	<b>1704</b>	<b>1689</b>	<b>7</b>	<b>93</b>





## **Robbery**

*The taking, or attempting to take, anything of value under confrontational circumstances from the control, custody, or care of another person by force or threat of force or violence and/or by putting the victim in fear of immediate harm*

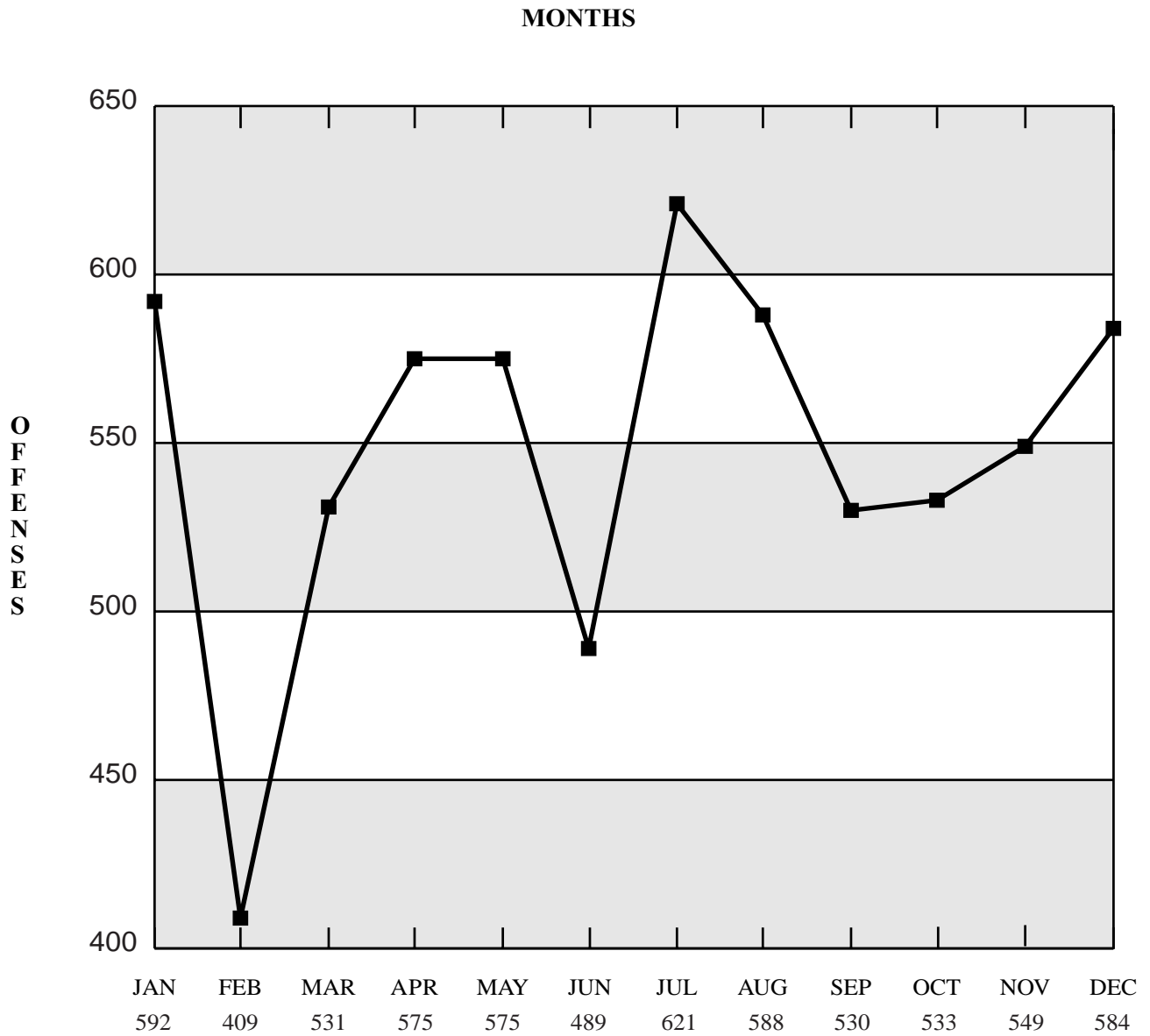
*Because some type of assault is an element of the crime of robbery, an assault is not reported as a separate crime as long as it was performed in furtherance of the robbery.*

### Robbery



Additional information on robberies can be found in the violent crime section of this report on page 42.

The graph below represents the monthly robberies reported by the contributing agencies. The month of July had the greatest number of robberies reported.

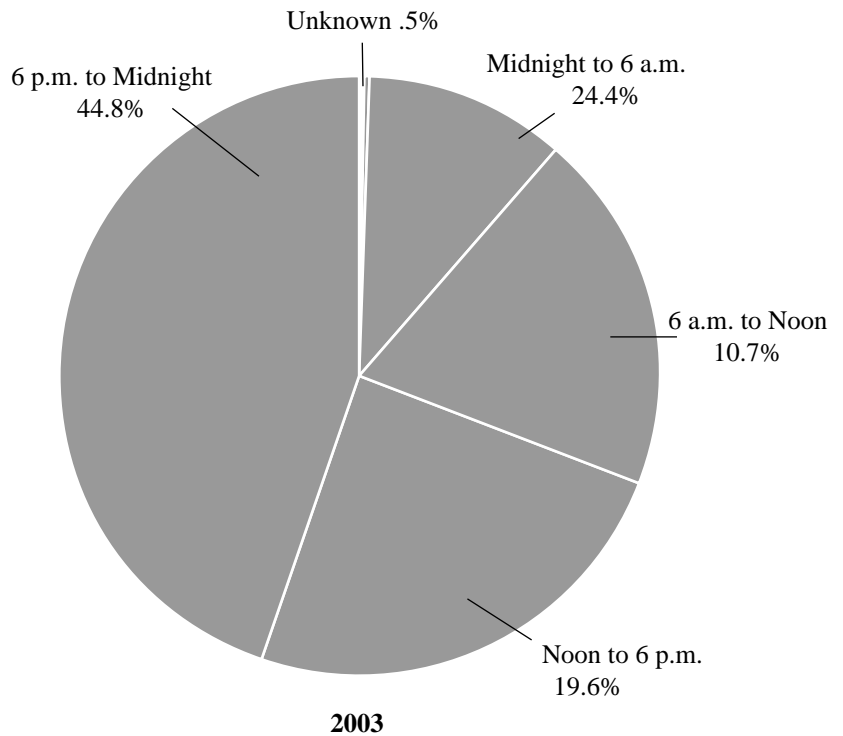


# Robbery

Type of Victim	Number
Individual	7269
Business	1289
Financial Institution	61
Government	9
Religious	1
Society/Public	0
Other	2
Unknown	8

Resident Status of Victim	Number
Resident	5062
Nonresident	1246
Unknown	961
<b>Total Status</b>	<b>7269</b>

How Suspect Left Scene	Number
Auto	941
Truck	52
Van	28
Motorcycle	1
Bicycle	151
Foot	2311
Moped	6
Other	21
Unknown	564
<b>Total</b>	<b>4075</b>



## Robberies By Day of Week And Time of Day

Day/Time	00:00	02:00	04:00	06:00	08:00	10:00	12:00	14:00	16:00	18:00	20:00	22:00	Unk
	01:59	03:59	05:59	07:59	09:59	11:59	13:59	15:59	17:59	19:59	21:59	23:59	
Monday	116	49	27	23	41	39	46	82	72	110	144	145	6
Tuesday	103	62	26	19	35	48	55	63	60	92	203	165	3
Wednesday	108	62	31	23	31	47	51	55	77	90	147	174	6
Thursday	111	53	37	23	22	35	47	57	53	96	162	150	6
Friday	116	58	32	33	30	55	62	107	97	106	202	171	5
Saturday	167	115	54	35	36	52	49	57	58	84	166	162	6
Sunday	122	110	46	22	21	31	39	49	55	86	133	157	2
<b>TOTAL</b>	<b>843</b>	<b>509</b>	<b>253</b>	<b>178</b>	<b>216</b>	<b>307</b>	<b>349</b>	<b>470</b>	<b>472</b>	<b>664</b>	<b>1157</b>	<b>1124</b>	<b>34</b>

## Victims And Offenders of Robberies

AGE, GENDER AND RACE OF VICTIM						
Race	Male			Female		
	0 - 18	19 - 35	36+	0 - 18	19 - 35	36+
White	366	1403	860	71	577	590
Black	293	1111	714	61	518	314
Am. Ind./Alskn	0	8	12	1	0	4
Asian/Pacfc Isl.	10	57	62	3	33	52
Unknown	13	62	32	8	9	6
<b>TOTAL</b>	682	2641	1680	144	1137	966

AGE, GENDER AND RACE OF OFFENDER						
Race	Male			Female		
	0 - 18	19 - 35	36+	0 - 18	19 - 35	36+
White	415	851	135	29	98	27
Black	2463	3628	393	74	157	43
Am. Ind./Alskn	0	0	1	0	0	0
Asian/Pacfc Isl.	3	11	0	0	2	0
Unknown	132	45	11	8	2	0
<b>TOTAL</b>	3013	4535	540	111	259	70



## **Assault Offenses**

*The unlawful attack by one person upon another*

### **Aggravated Assault**

*An unlawful attack by one person upon another wherein the offender uses a weapon or displays it in a threatening manner, or the victim suffers obvious severe or aggravated bodily injury involving apparent broken bones, loss of teeth, possible internal injury, severe laceration, or loss of consciousness*

### **Simple Assault**

*An unlawful physical attack by one person upon another where neither the offender displays a weapon, nor the victim suffers obvious severe or aggravated bodily injury involving apparent broken bones, loss of teeth, possible internal injury, severe laceration, or loss of consciousness*

### **Intimidation**

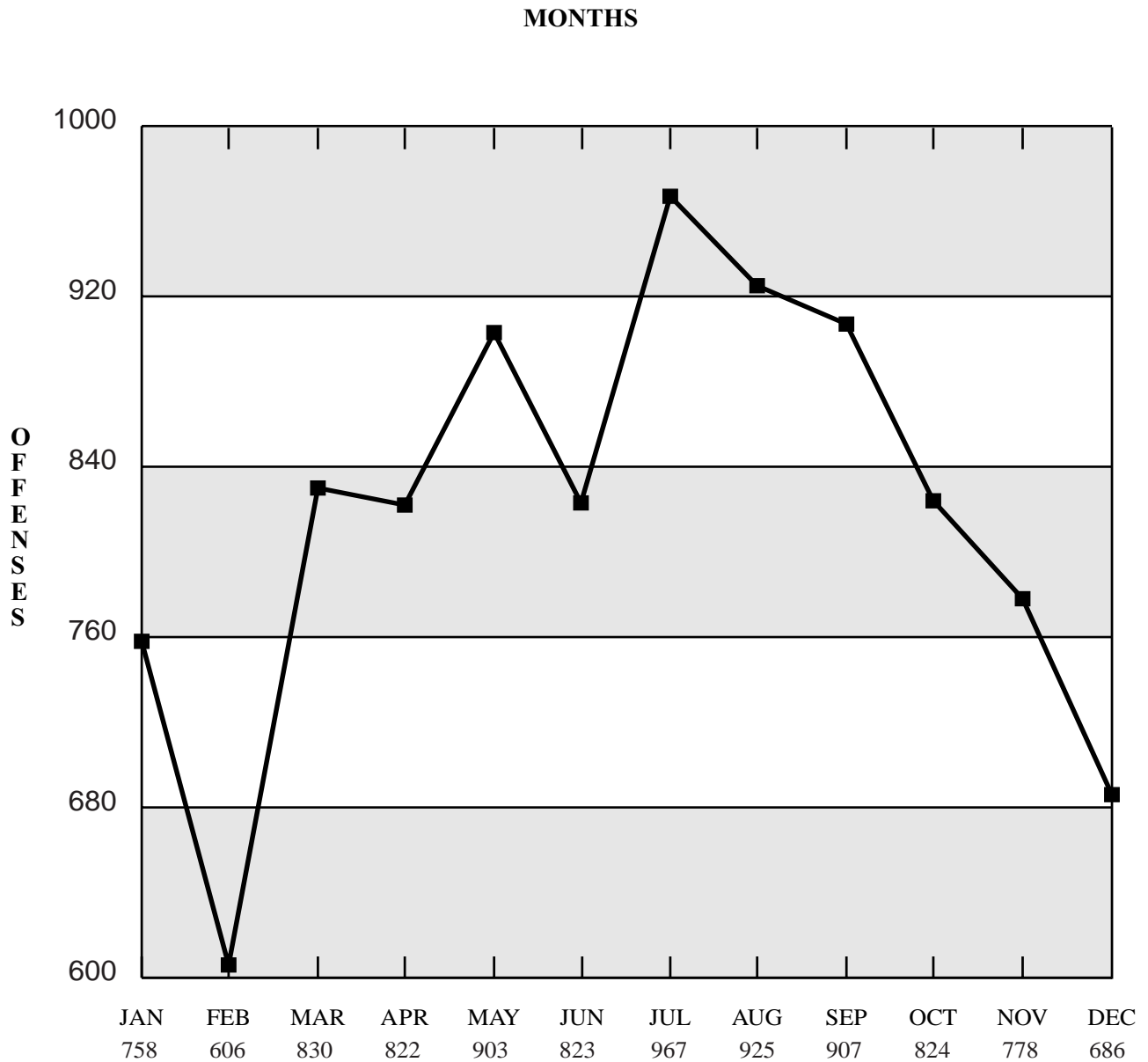
*To unlawfully place another person in reasonable fear of bodily harm through the use of threatening words and/or other conduct, but without displaying a weapon or subjecting the victim to actual physical attack  
This offense includes stalking.*

**Aggravated Assault**



*Aggravated assault includes: assaults or attempts to kill or murder; poisoning; assault with a dangerous or deadly weapon; maiming, mayhem, assault with explosives, and assault with disease (as in cases when the offender is aware that he/she is infected with a deadly disease and deliberately attempts to inflict the disease by biting, spitting, etc.). It is not necessary that injury result from an aggravated assault when a weapon is used which could cause serious personal injury. By definition, there can be no attempted assaults.*

*In 2003, the contributing agencies reported 9,829 aggravated assault offenses resulting in 11,143 persons assaulted. The month of July had the greatest number of offenses reported.*



## Victims And Offenders of Aggravated Assault Offenses

RACE BY AGE AND GENDER OF VICTIM						
Race	Male			Female		
	0 - 17	18 - 35	36+	0 - 17	18 - 35	36+
White	705	2118	1114	292	804	605
Black	583	1712	1033	371	1051	494
Am. Ind./Alskn	0	1	5	0	2	1
Asian/Pacfc Isl.	3	35	11	3	13	14
Unknown	44	35	10	24	13	11
<b>TOTAL</b>	1345	3901	2173	690	1883	1125

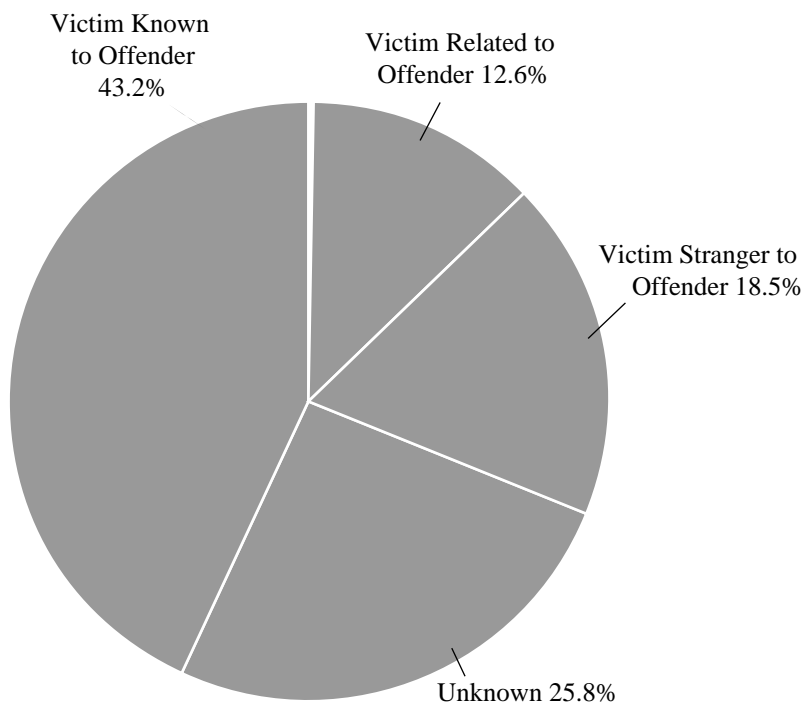
RACE BY AGE AND GENDER OF OFFENDER						
Race	Male			Female		
	0 - 17	18 - 35	36+	0 - 17	18 - 35	36+
White	774	2165	960	138	456	269
Black	1190	2270	968	316	873	361
Am. Ind./Alskn	1	4	3	0	0	0
Asian/Pacfc Isl.	8	46	12	3	11	2
Unknown	93	25	8	13	2	1
<b>TOTAL</b>	2066	4510	1951	470	1342	633

### Relationship of Victim to Offender in Aggravated Assault Offenses

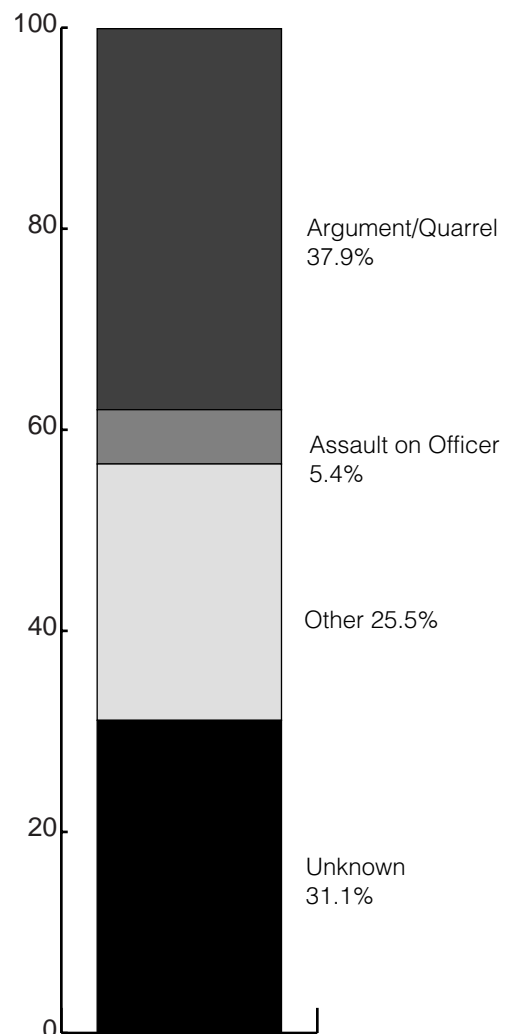
Spouse	598
Common-Law Spouse	41
Parent	176
Sibling	274
Child	239
Grandparent	10
Grandchild	11
In-Law	42
Stepparent	54
Stepchild	45
Stepsibling	5
Other Family Member	257
Victim Was Offender	401
Acquaintance	2496
Friend	463
Neighbor	151
Babysittee (the baby)	15
Boyfriend/Girlfriend	1125
Child of Boyfriend/Girlfriend	34
Homosexual Relationship	23
Ex-Spouse	43
Employee	26
Employer	8
Otherwise Known	1230
Relationship Unknown	3590
Victim Was Stranger	2579

### Circumstances of Aggravated Assaults

Argument	4267
Assault on Law Officer	611
Drug Dealing	68
Gangland	29
Juvenile Gang	23
Lover's Quarrel	339
Other Felony Involved	58
Other Circumstances	2353
Unknown Circumstances	3504



2003







## **Burglary**

*The unlawful entry into a building or other structure with the intent to commit a felony or a theft*

*A "structure" is considered to include, but not be limited to, all buildings, railroad car, garage, housetrailer or houseboat if used as permanent dwelling, room, barn, stable, mill, and ship.*

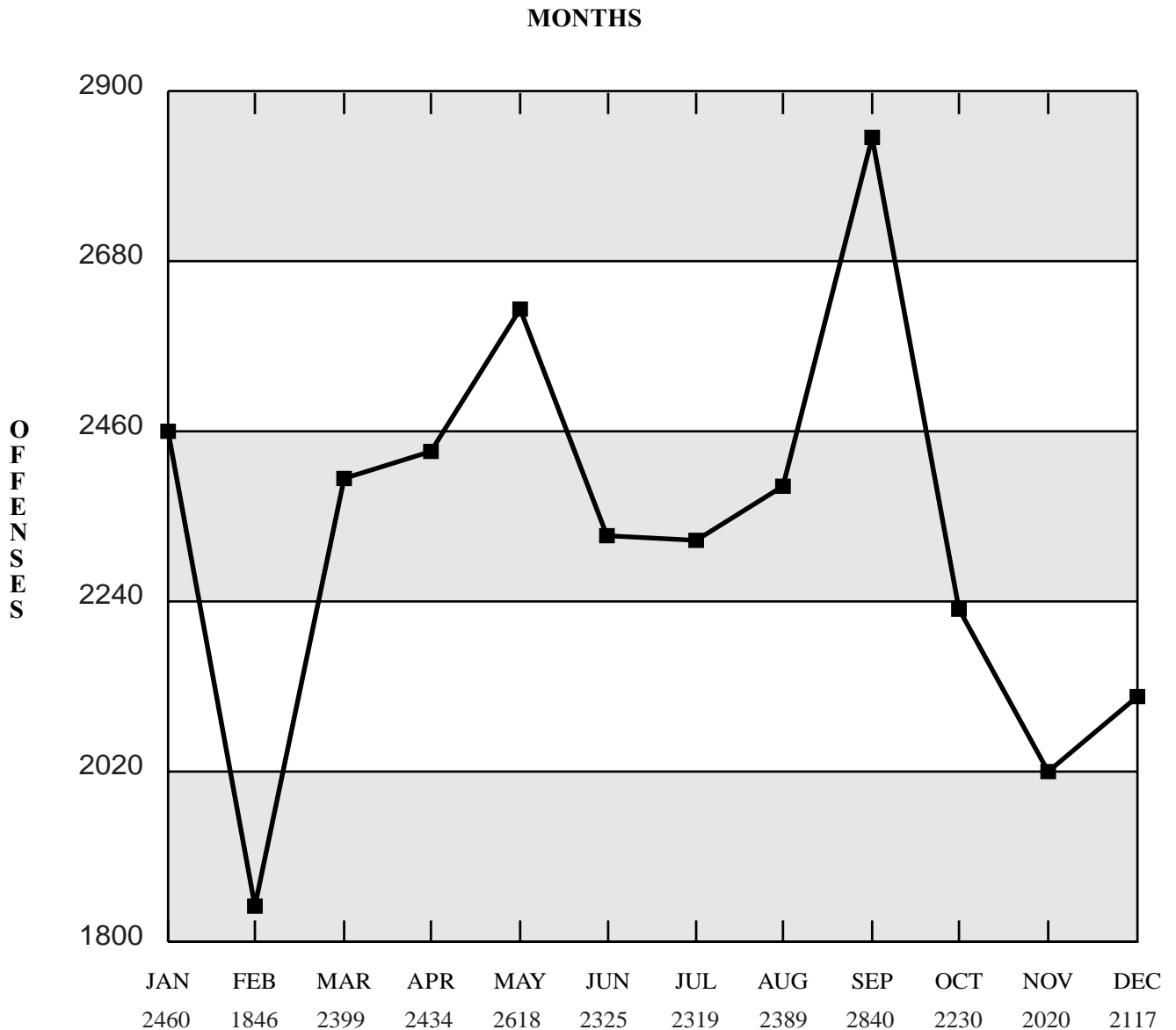
**Burglary**



*Offenses locally known as burglary (any degree); unlawful entry with intent to commit a larceny or felony; breaking and entering with intent to commit a larceny; and housebreaking are classified as burglary.*

*Thefts from telephone booths, coin-operated machines, automobiles, tents, or shoplifting from commercial establishments are classified as larcenies and are not included in this offense*

*There were 27,997 burglaries reported by the contributing agencies. The month of September had the greatest occurrence of burglaries.*



## Victims And Offenders of Burglaries

AGE, GENDER AND RACE OF VICTIM						
Race	Male			Female		
	0 - 18	19 - 35	36+	0 - 18	19 - 35	36+
White	379	3075	5327	242	2462	3537
Black	125	1405	1554	120	2190	1840
Am. Ind./Alskn	1	3	14	0	1	4
Asian/Pacfc Isl.	9	62	78	3	53	49
Unknown	41	70	57	53	38	36
<b>TOTAL</b>	555	4615	7030	418	4744	5466

AGE, GENDER AND RACE OF OFFENDER						
Race	Male			Female		
	0 - 18	19 - 35	36+	0 - 18	19 - 35	36+
White	1902	3299	933	300	568	223
Black	1916	2313	784	172	289	86
Am. Ind./Alskn	1	3	1	0	1	0
Asian/Pacfc Isl.	17	24	9	4	11	1
Unknown	226	115	32	30	11	9
<b>TOTAL</b>	4062	5754	1759	506	880	319

# Burglary

Point of Entry/Exit During Burglary	Entry	Exit
Front	5355	3931
Rear	4822	3214
Side	2009	1148
Attic	25	14
Vent/AC	59	27
Window	3760	1739
Door	6302	7090
Patio/Sliding Dr	320	342
Balcony/Fire Escape	36	18
Attached Garage	383	293
Wall	84	58
Vehicle	9	12
Floor	10	10
Roof/Skylight	71	26
Hidden Within	7	1
Other	429	249
Unknown	1175	1462

Type Security of Structure	Number
Alarm/Audio	1155
Alarm/Silent	294
Bars/Grate	90
Camera	309
Dog	163
Dead Bolt	1558
Locked	8894
Unlocked	1733
Exterior Lights	285
Interior Lights	109
Fence	173
Guard	66
Neighborhood Watch	16
Other	217
None	2744

Resident Status of Victim	Number
Resident	19060
Nonresident	1314
Unknown	2513
<b>Total</b>	<b>22887</b>

How Suspect Left Scene	Number
Auto	707
Truck	156
Van	30
Motorcycle	9
Bicycle	128
Foot	1751
Moped	7
Other	300
Unknown	11701

## Burglaries By Day of Week And Time of Day

Day/Time	00:00	02:00	04:00	06:00	08:00	10:00	12:00	14:00	16:00	18:00	20:00	22:00	Unk
	01:59	03:59	05:59	07:59	09:59	11:59	13:59	15:59	17:59	19:59	21:59	23:59	
Monday	352	175	158	372	493	324	320	316	472	381	309	282	112
Tuesday	325	178	137	347	489	262	328	294	443	378	320	315	122
Wednesday	348	177	157	360	467	319	368	318	489	436	362	337	130
Thursday	354	157	133	365	471	303	339	305	455	394	371	312	93
Friday	330	172	143	298	421	330	359	407	638	543	379	334	143
Saturday	415	203	134	154	275	282	380	354	445	356	325	363	128
Sunday	357	205	159	134	240	218	296	300	356	343	326	292	136
<b>TOTAL</b>	<b>2481</b>	<b>1267</b>	<b>1021</b>	<b>2030</b>	<b>2856</b>	<b>2038</b>	<b>2390</b>	<b>2294</b>	<b>3298</b>	<b>2831</b>	<b>2392</b>	<b>2235</b>	<b>864</b>



## **Larceny**

*The unlawful taking, carrying, leading, or riding away of property from the possession, or constructive possession, of another person*

### **Pocket-picking**

*The theft of articles from another person's physical possession by stealth where the victim usually does not become immediately aware of the theft*

### **Purse-snatching**

*The grabbing or snatching of a purse, handbag, etc., from the physical possession of another person*

### **Shoplifting**

*The theft, by someone other than an employee of the victim, of goods or merchandise exposed for sale*

### **Theft From Building**

*A theft from within a building which is either open to the general public or where the offender has legal access*

### **Theft From Coin-Operated Machine or Device**

*A theft from a machine or device which is operated or activated by the use of coins*

### **Theft of Motor Vehicle Parts or Accessories**

*The theft of any part or accessory affixed to the interior or exterior of a motor vehicle in a manner which would make the item an attachment of the vehicle, or necessary for its operation*

### **All Other Larceny**

*All thefts which do not fit any of the definitions of the specific subcategories of Larceny/Theft listed above. Included are thefts from fenced enclosures, boats, and airplanes. Theft of animals, lawnmowers, lawn furniture, hand tools, and farm and construction equipment are also included where no break-in of a structure is involved.*

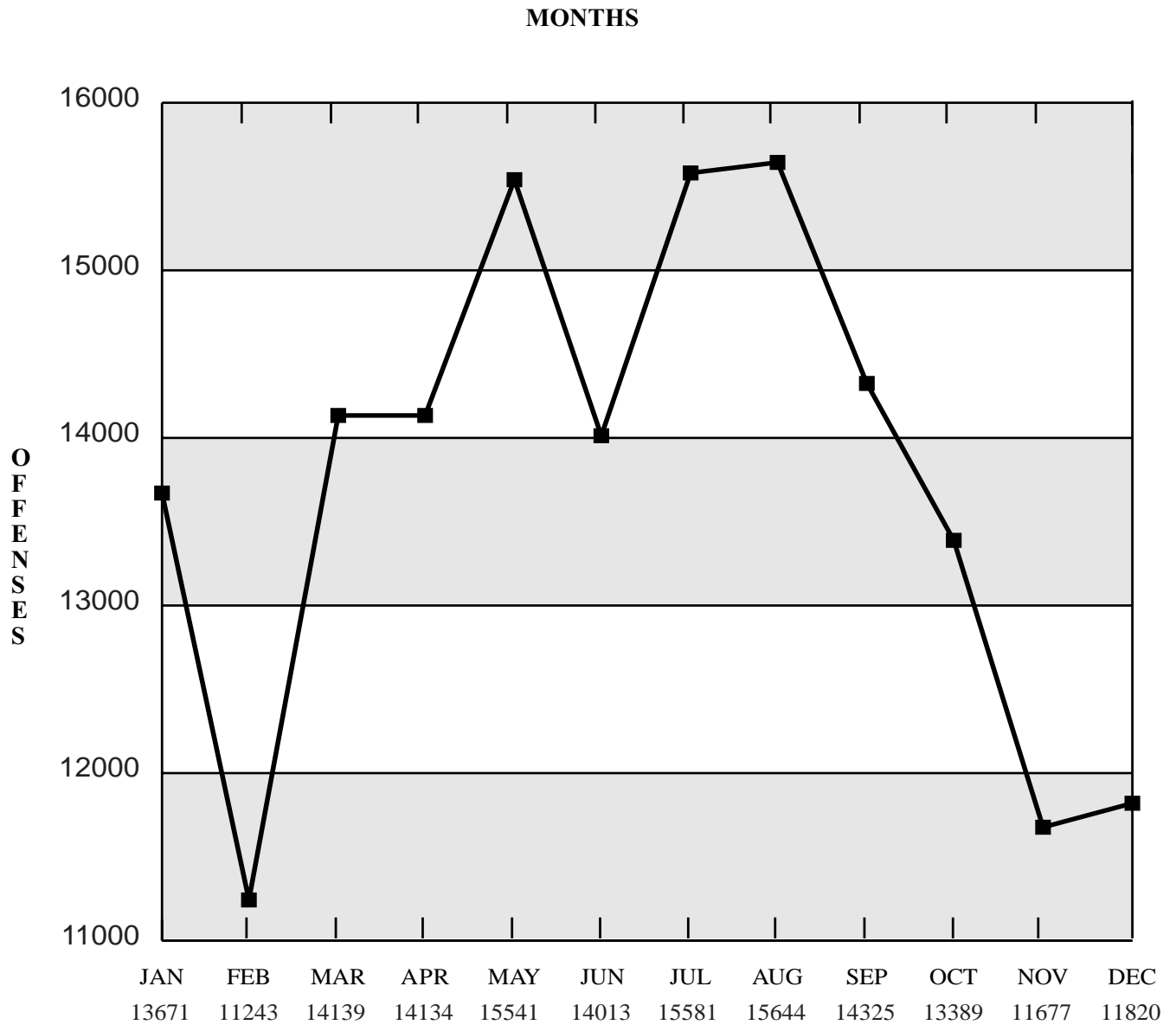
## Larceny



Local offense classifications such as grand theft, petty larceny, or felony larceny have no bearing on the fact that each distinct operation of larceny is reported as one offense.

Motor vehicle theft is not included in the larceny totals and is counted separately because of the great volume of such thefts

There were 165,177 offenses reported by the contributing agencies during 2003. August had the greatest occurrence of offenses reported.



# Larceny

The nature of larceny, a crime of opportunity, sneak thievery and petty unobserved thefts, makes it an extremely difficult offense for law enforcement officers to solve. A lack of witnesses and the volume of these crimes work in the offender's favor.

Location	Number of Offenses
Air/Bus/Train Terminal	323
Bank/Savings & Loan	573
Bar/Night Club	713
Church/Synagogue/Temple	748
Commercial/Office Building	4987
Construction Site	2094
Convenience Store	8238
Department/Discount Store	12637
Drug Store/Dr Office/Hospital	1869
Field/Woods	748
Government/Public Building	1233
Grocery/Supermarket	5366
Highway/Road/Alley	13201
Hotel/Motel/Etc.	1979
Jail/Penitentiary	61
Lake/Waterway	261
Liquor Store	251
Parking Lot/Garage	22924
Rental/Storage Facility	616
Residence/Home	52188
Restaurant	2946
School/College	5801
Service/Gas Station	8532
Specialty Store	5451
Other/Unknown	11437
<b>TOTAL</b>	<b>165177</b>

Classification	Number of Offenses
Pocket-Picking	415
Purse-Snatching	313
Shoplifting	21195
Theft From Building	25177
Theft From Coin-Operated Machine	1376
Theft From Motor Vehicles	35692
Theft of Motor Vehicle Parts & Accessories	16383
All Other Larceny	64626
<b>TOTAL</b>	<b>165177</b>

Days of Week	Number
Monday	24430
Tuesday	24100
Wednesday	24507
Thursday	23620
Friday	25560
Saturday	23469
Sunday	19491
<b>TOTAL</b>	<b>165177</b>



## **Motor Vehicle Theft**

*The theft of a motor vehicle (a self-propelled vehicle that runs on the surface of land and not on rails, and which fits one of the following descriptions:*

**Automobiles** - sedans, coupes, station wagons, convertibles, taxicabs, or other similar motor vehicles which serve the primary purpose of transporting people

**Buses** - motor vehicles which are specifically designed (but not necessarily used) to transport groups of people on a commercial basis

**Recreational Vehicles** - motor vehicles which are specifically designed (but not necessarily used) to transport people and also provide them temporary lodging for recreational purposes

**Trucks** - motor vehicles which are specifically designed (but not necessarily used) to transport cargo

**Other Motor Vehicles** - any other motor vehicles, e.g., motorcycles, motor scooters, trail bikes, mopeds, snowmobiles, golf carts, etc.



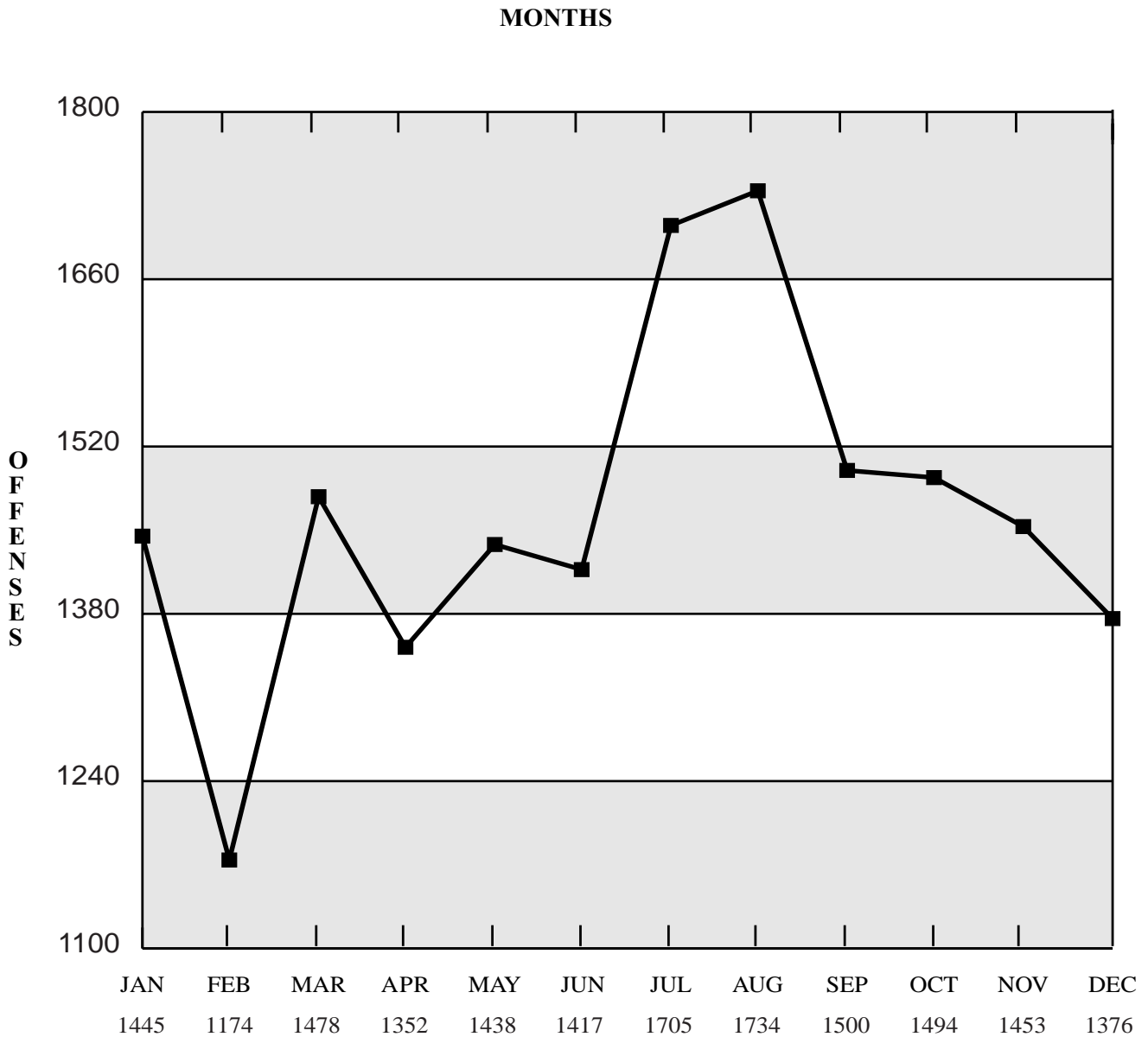
**Motor Vehicle  
Theft**



*All cases where motor vehicles are taken by persons not having lawful access even though the vehicles are later abandoned are counted in this offense. Joyriding is included.*

*Unauthorized use by chauffeurs and others having lawful access to the vehicle is not included in motor vehicle theft.*

*The contributing agencies reported 17,566 offenses of motor vehicle theft. August had the greatest occurrence of offenses reported.*



## Motor Vehicle Theft

AGE, GENDER AND RACE OF VICTIM						
Race	Male			Female		
	0 - 18	19 - 35	36+	0 - 18	19 - 35	36+
White	218	2596	2773	99	1401	1669
Black	83	1200	1735	82	1403	1681
Am. Ind./Alskn	0	9	5	0	1	2
Asian/Pacfc Isl.	4	81	84	0	47	32
Unknown	70	104	133	55	73	85
<b>TOTAL</b>	<b>375</b>	<b>3990</b>	<b>4730</b>	<b>236</b>	<b>2925</b>	<b>3469</b>

AGE, GENDER AND RACE OF OFFENDER						
Race	Male			Female		
	0 - 18	19 - 35	36+	0 - 18	19 - 35	36+
White	620	1362	399	123	289	102
Black	1208	1728	567	125	235	106
Am. Ind./Alskn	0	0	2	0	0	0
Asian/Pacfc Isl.	6	15	1	0	2	1
Unknown	99	74	25	15	14	6
<b>TOTAL</b>	<b>1933</b>	<b>3179</b>	<b>994</b>	<b>263</b>	<b>540</b>	<b>215</b>

## Motor Vehicle Theft

Location	Total
Air/Bus/Train Terminal	34
Bank/Savings & Loan	4
Bar/Night Club	35
Church/Synagogue/Temple	42
Commercial/Office Building	353
Construction Site	38
Convenience Store	159
Department/Discount Store	74
Drug Store/Dr Office/Hospital	28
Field/Woods	59
Government/Public Building	24
Grocery/Supermarket	40
Highway/Road/Alley	4355
Hotel/Motel/Etc.	170
Jail/Penitentiary	7
Lake/Waterway	4
Liquor Store	5
Parking Lot/Garage	5291
Rental/Storage Facility	89
Residence/Home	5277
Restaurant	76
School/College	89
Service/Gas Station	251
Specialty Store	188
Other/Unknown	874
<b>TOTAL</b>	<b>17566</b>

Point of Entry/Exit During Vehicle Theft	Entry	Exit
Front	220	144
Rear	53	21
Side	154	48
Attic	0	0
Vent/AC	0	0
Window	110	16
Door	560	305
Patio/Sliding Dr	2	3
Balcony/Fire Escape	0	0
Attached Garage	12	10
Wall	1	0
Vehicle	231	152
Floor	0	0
Roof/Skylight	1	0
Hidden Within	0	0
Other	53	49
Unknown	799	506

Vehicle Counts By Type		
Type	Stolen	Recovered
Automobiles	13289	8986
Buses	8	6
Recreational Vehicles	352	118
Trucks	1157	793
Other Motor Vehicles	1759	617

## Motor Vehicle Theft By Day of Week And Time of Day

Day/Time	00:00	02:00	04:00	06:00	08:00	10:00	12:00	14:00	16:00	18:00	20:00	22:00	Unk
	01:59	03:59	05:59	07:59	09:59	11:59	13:59	15:59	17:59	19:59	21:59	23:59	
Monday	223	94	79	173	202	165	161	176	207	264	374	362	36
Tuesday	220	88	69	146	185	126	160	170	224	290	343	341	44
Wednesday	212	120	80	163	186	133	186	157	234	306	312	333	38
Thursday	221	92	63	179	193	120	168	153	199	267	340	319	27
Friday	259	94	68	159	212	159	205	200	279	329	349	375	43
Saturday	306	143	78	136	187	160	194	204	244	270	363	391	27
Sunday	306	150	92	84	144	151	185	183	185	247	328	318	36
<b>TOTAL</b>	<b>1747</b>	<b>781</b>	<b>529</b>	<b>1040</b>	<b>1309</b>	<b>1014</b>	<b>1259</b>	<b>1243</b>	<b>1572</b>	<b>1973</b>	<b>2409</b>	<b>2439</b>	<b>251</b>



## **Arson**

*To unlawfully and intentionally damage, or attempt to damage, any real or personal property by fire or incendiary device. The value of property burned, including incidental damage resulting from fighting the fire, is reported in the value of the property loss.*

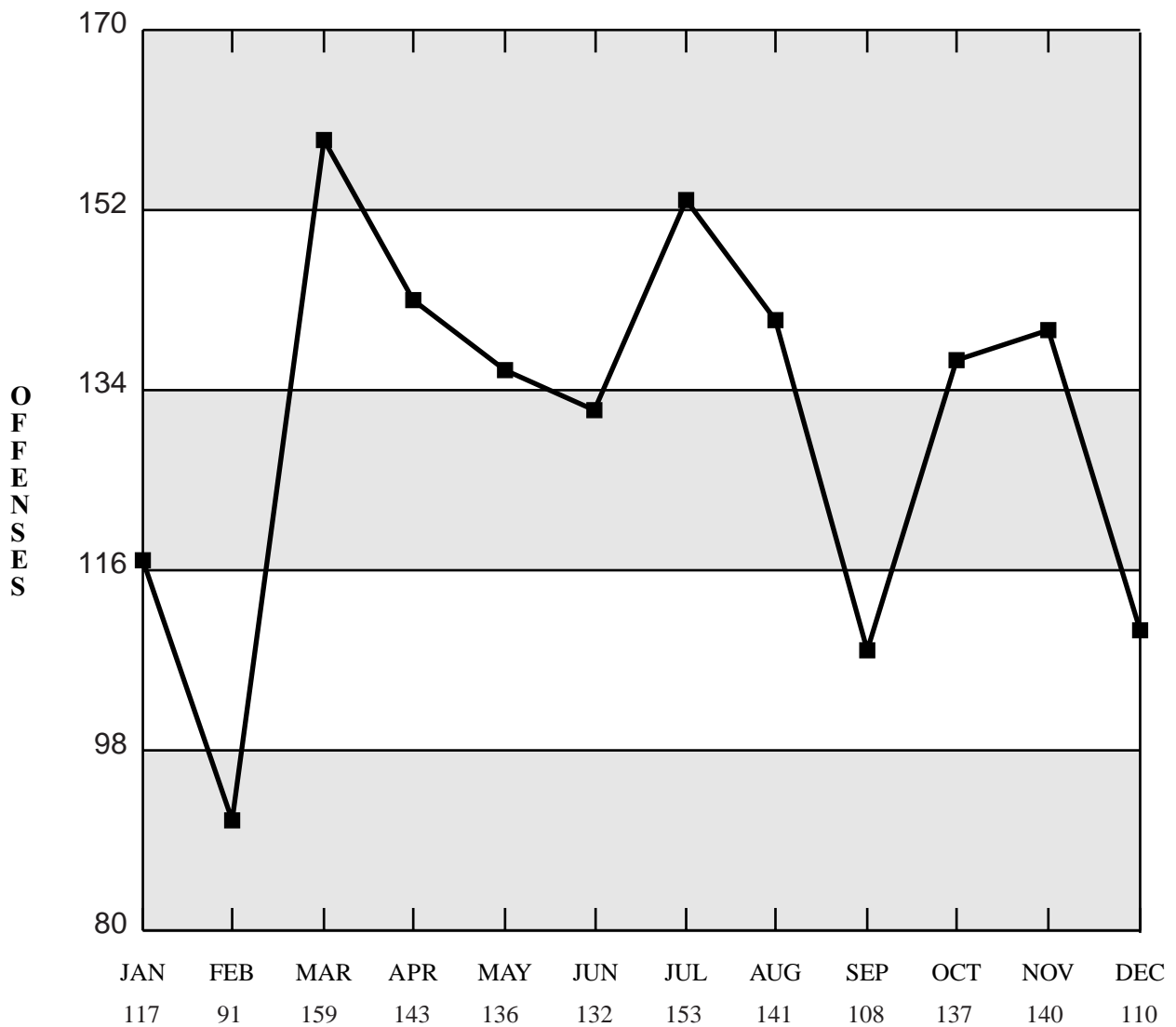
**Arson**



*Only fires determined through investigation to have been unlawfully and intentionally set are classified as Arson. Attempts to burn are included, but fires of suspicious or unknown origin are not reported.*

*There were 1,567 arsons reported by the contributing agencies resulting in a total property loss of \$38,804,815. The month of March had the greatest occurrences of arson reported.*

**MONTHS**



# Arson

## CLASSIFICATION BY LOCATION AND VALUE LOSS BY PROPERTY

Location	Total Offenses
Air/Bus/Train Terminal	2
Bank/Savings and Loan	0
Bar/Night Club	5
Church/Synagogue/Temple	9
Commercial/Office Building	34
Construction Site	15
Convenience Store	4
Department/Discount Store	9
Drug Store/Doctor's Office/Hospital	7
Field/Woods	105
Government/Public Building	20
Grocery/Supermarket	12
Highway/Road/Alley	183
Hotel/Motel/Etc.	12
Jail/Prison	2
Lake/Waterway	1
Liquor Store	0
Parking Lot/Garage	113
Rental Storage Facility	10
Residence/Home	687
Restaurant	16
School/College	136
Service/Gas Station	8
Specialty Store	13
Other/Unknown	164
<b>Total</b>	<b>1567</b>

Structures	Loss Value
Single Dwelling	3,478,758
Other Dwelling	567,885
Commercial/Business	27,879,411
Industrial/Manufacturing	350,251
Public/Community	2,302,152
Storage	328,052
Other	985,464
<b>Non-Structure</b>	
Alcohol	2,000
Automobiles	1,129,962
Bicycles	150
Buses	2,700
Clothes/Furs	8,406
Computer Hardware/Software	550
Consumable Goods	435
Drugs/Narcotics	0
Farm Equipment	0
Heavy Construction/Indust.	10,500
Houshold Goods	145,455
Livestock	300
Merchandise	25,573
Money	4,698
Office-Type Equipment	85
Other Motor Vehicles	45,403
Purses/Handbags/Wallets	32
Radios/TVs/VCRs	201
Recordings-Audio/Visual	150
Recreational Vehicles	98,135
Tools	117,229
Trucks	383,790
Vehicle Parts/Accessories	108,121
Watercraft	31,000
Other	797,967
<b>Total</b>	<b>\$38,804,815</b>

# Arson

Point of Entry/Exit During Arson	Entry	Exit
Front	26	24
Rear	13	6
Side	5	4
Attic		
Vent/AC	1	
Window	7	1
Door	35	30
Patio/Sliding Dr		
Balcony/Fire Escape		
Attached Garage	1	1
Wall		
Vehicle	2	2
Floor		
Roof/Skylight		
Hidden Within		
Other	7	4
Unknown	46	43

Victims Of Arson By Gender And Race		
Race/Gender	Male	Female
White	422	277
Black	142	124
Am. Ind./Alskn	1	1
Asian/Pacfc Isl.	3	2
Unknown	40	16
<b>TOTAL</b>	<b>608</b>	<b>420</b>

Offenders Of Arson By Gender And Race		
Race/Gender	Male	Female
White	542	79
Black	198	67
Am. Ind./Alskn	0	0
Asian/Pacfc Isl.	7	1
Unknown	27	1
<b>TOTAL</b>	<b>774</b>	<b>148</b>

## Arson By Day of Week And Time of Day

Day/Time	00:00	02:00	04:00	06:00	08:00	10:00	12:00	14:00	16:00	18:00	20:00	22:00	Unk
	01:59	03:59	05:59	07:59	09:59	11:59	13:59	15:59	17:59	19:59	21:59	23:59	
Monday	22	17	12	9	19	11	22	15	29	28	27	21	5
Tuesday	29	14	10	8	8	13	13	18	16	24	32	21	4
Wednesday	37	23	13	6	11	10	12	18	22	16	29	29	6
Thursday	19	10	15	9	8	10	18	16	22	19	18	15	5
Friday	26	17	9	5	15	9	19	12	21	22	26	30	4
Saturday	38	15	15	4	12	13	8	21	19	17	27	31	3
Sunday	31	42	27	8	5	16	15	21	20	24	20	31	6
<b>TOTAL</b>	<b>202</b>	<b>138</b>	<b>101</b>	<b>49</b>	<b>78</b>	<b>82</b>	<b>107</b>	<b>121</b>	<b>149</b>	<b>150</b>	<b>179</b>	<b>178</b>	<b>33</b>



### III

# Summary of Offenses





# Violent Crime

Violent crime offenses include murder/nonegligent manslaughter, aggravated assault, forcible sex offenses and robbery. All violent crimes involve force or threat of force.

The contributing agencies reported 21,713 violent crime offenses involving 23,999 individual victims during 2003.

Relationship of Victim to Offender	
Spouse	726
Common-Law Spouse	53
Parent	196
Sibling	418
Child	582
Grandparent	13
Grandchild	90
In-Law	62
Stepparent	92
Stepchild	171
Stepsibling	45
Other Family Member	658
Victim Was Offender	426
Acquaintance	4595
Friend	923
Neighbor	286
Babysitree (the baby)	54
Boyfriend/Girlfriend	1450
Child of Boyfriend/Girlfriend	93
Homosexual Relationship	32
Ex-Spouse	50
Employee	51
Employer	16
Otherwise Known	2170
Stranger	7932
Unknown	9835

Violent Crimes Where Offender(s) Suspected of Using By Offense			
Suspected of Using	Alcohol	Comp. Equip.	Drugs
Murder/Non-Negl. Mansl.	15	0	5
Aggravated Assault	1254	7	152
Forcible Rape	233	2	68
Forcible Sodomy	44	13	22
Sexual Aslt W/Object	37	0	6
Forcible Fondling	99	1	20
Robbery	175	6	71
<b>Total</b>	<b>1857</b>	<b>29</b>	<b>344</b>

Resident Status of Victim	Number
Resident	17599
Nonresident	3496
Unknown	2904

## Violent Crime Location By Offense

Location	Murder/ Nonneg. Mnslghtr	Aggrvatd Assault	Forcible Rape	Forcible Sodomy	Sexual Assault w/Object	Forcible Fondling	Robbery
Air/Bus/Train Terminal	0	14	1	0	2	10	8
Bank/Savings & Loan	0	5	0	0	0	0	195
Bar/Night Club	2	192	10	0	1	7	24
Church/Synagogue/Temple	1	10	5	0	2	10	8
Commercial/Office Building	4	58	3	1	3	26	91
Construction Site	0	10	0	1	0	0	2
Convenience Store	7	110	4	0	1	12	480
Department/Discount Store	1	38	0	1	3	26	105
Drug Store/Dr Office/Hospital	0	47	13	6	5	15	47
Field/Woods	9	93	63	22	6	28	86
Government/Public Building	0	62	15	10	3	21	23
Grocery/Supermarket	2	26	1	0	1	4	93
Highway/Road/Alley	98	2298	105	29	13	91	2089
Hotel/Motel/Etc.	8	120	69	10	4	34	207
Jail/Penitentiary	1	80	2	9	5	9	2
Lake/Waterway	2	5	2	0	0	3	5
Liquor Store	0	0	0	0	0	1	1
Parking Lot/Garage	24	854	54	14	8	40	933
Rental/Storage Facility	0	4	1	3	0	4	4
Residence/Home	208	4929	1224	474	209	1519	1240
Restaurant	1	126	3	4	3	31	262
School/College	3	267	29	20	20	160	73
Service/Gas Station	0	45	0	0	1	2	178
Specialty Store	2	42	3	4	1	26	179
Other/Unknown	12	394	86	46	21	162	241
<b>TOTAL</b>	<b>385</b>	<b>9829</b>	<b>1693</b>	<b>654</b>	<b>312</b>	<b>2241</b>	<b>6576</b>

## Violent Crime By Day of Week And Time of Day

Day/Time	00:00	02:00	04:00	06:00	08:00	10:00	12:00	14:00	16:00	18:00	20:00	22:00	Unk
	01:59	03:59	05:59	07:59	09:59	11:59	13:59	15:59	17:59	19:59	21:59	23:59	
Monday	373	147	74	78	155	138	182	251	249	290	371	379	93
Tuesday	345	159	76	70	172	183	201	257	256	310	423	369	80
Wednesday	416	185	81	86	160	156	217	232	255	296	394	434	106
Thursday	355	167	104	92	143	116	198	221	233	271	390	391	100
Friday	421	176	82	86	127	170	211	284	300	312	508	482	105
Saturday	672	416	202	90	144	162	221	224	243	283	444	521	90
Sunday	577	440	170	74	114	119	191	205	228	303	382	386	68
<b>TOTAL</b>	<b>3159</b>	<b>1690</b>	<b>789</b>	<b>576</b>	<b>1015</b>	<b>1044</b>	<b>1421</b>	<b>1674</b>	<b>1764</b>	<b>2065</b>	<b>2912</b>	<b>2962</b>	<b>642</b>

### Type Weapon/Force Involved By Offense

Type Weapon/Force	Murder/ Nonneg. Mnslghtr	Aggrvatd Assault	Forcible Rape	Forcible Sodomy	Sexual Assault w/Object	Forcible Fondling	Robbery
Firearm (type unk.)	224	602	7	2	1	2	581
Automatic Firearm	7	44	0	0	0	1	141
Handgun	114	726	32	5	0	8	2034
Automatic Handgun	11	80	6	1	0	0	380
Rifle	5	51	0	0	0	0	43
Automatic Rifle	0	4	0	0	0	0	5
Shotgun	16	59	1	1	0	0	117
Automatic Shotgun	0	2	0	0	0	0	1
Other Firearm	5	115	0	1	0	0	29
Other Auto. Firearm	0	1	0	0	0	0	3
Knife/Cutting Instr.	42	2048	53	12	1	10	526
Blunt Object	13	1254	10	4	2	4	172
Motor Vehicle	6	353	0	0	0	0	9
Personal Weapons	19	3121	1070	417	194	1448	1663
Poison	0	16	0	0	0	0	0
Explosives	0	6	0	0	0	0	0
Fire/Incend. Device	7	17	1	0	0	0	1
Drugs/Narc./Sleep Pills	4	7	6	0	1	1	2
Asphyxiation	1	4	0	2	0	0	1
Other	7	1223	148	67	24	233	302
Unknown	48	382	106	32	26	157	381

### Type Injury Sustained By Offense

Type Injury	Aggravated Assault	Forcible Rape	Forcible Sodomy	Sexual Assault w/Object	Forcible Fondling	Robbery
None	3365	1153	540	251	2235	5463
Apparent Broken Bones	517	4	0	0	0	45
Possible Internal Injury	570	102	24	16	34	76
Severe Laceration	2292	12	3	3	3	169
Apparent Minor Injury	3729	415	108	57	194	1439
Other Major Injury	1223	40	8	2	14	152
Loss of Teeth	129	1	0	0	0	8
Unconsciousness	159	9	1	0	3	23
<b>Total</b>	<b>11984</b>	<b>1736</b>	<b>684</b>	<b>329</b>	<b>2483</b>	<b>7375</b>

## Victims And Offenders of Violent Crime

AGE, GENDER AND RACE OF VICTIM						
Race	Male			Female		
	0 - 18	19 - 35	36+	0 - 18	19 - 35	36+
White	1489	3608	2029	2192	2256	1535
Black	1089	2986	1802	1357	1910	977
Am. Ind./Alskn	0	9	17	1	3	6
Asian/Pacfc Isl.	30	94	75	37	68	69
Unknown	65	102	43	94	34	22
<b>TOTAL</b>	2673	6799	3966	3681	4271	2609

AGE, GENDER AND RACE OF OFFENDER						
Race	Male			Female		
	0 - 18	19 - 35	36+	0 - 18	19 - 35	36+
White	2322	3871	1885	242	595	333
Black	6015	5234	1875	506	992	417
Am. Ind./Alskn	2	5	6	0	0	0
Asian/Pacfc Isl.	21	75	25	3	16	2
Unknown	345	75	28	26	5	4
<b>TOTAL</b>	8705	9260	3819	777	1608	756

## IBR Agencies' Property Crimes

Property Crimes or crimes against property are listed below. Robbery is considered a crime against property; however, it is also a violent crime and is listed again in the violent crime section of this report.

Contributing agencies reported 337,235 property offenses during 2003. More property crimes occurred on a Friday than any other day of the week.

### Crimes Against Property Where Offender(s) Suspected of Using By Offense

Offenses	Alcohol	Drugs	Computer Equipment
Arson	33	2	0
Bribery	3	1	0
Burglary	322	121	17
Counterfeiting/ Forgery	68	111	66
Destruction/ Vandalism	1524	185	30
Embezzlement	23	26	20
Extortion	3	0	1
Fraud	188	143	196
Larceny	1398	573	155
Motor Vehicle Theft	148	63	2
Robbery	175	71	6
Stolen Property	47	29	0
<b>Total</b>	<b>3932</b>	<b>1325</b>	<b>493</b>

### Property Crimes by Day of Week and Time of Day

Day/Time	00:00	04:00	08:00	12:00	16:00	20:00	Unk
	03:59	07:59	11:59	15:59	19:59	23:59	
Monday	6205	3747	8702	9082	11137	9167	1163
Tuesday	5802	3456	7856	8858	11090	9456	1256
Wednesday	6086	3395	7900	8946	11544	9466	1172
Thursday	5858	3427	7603	8714	10965	9318	1061
Friday	6576	3426	7997	9785	13529	10807	1270
Saturday	8243	2665	7188	9288	10377	10661	1083
Sunday	7593	2439	5779	7680	8695	8780	942

## Other Property Crime Locations

Location	Bribery	Burglary	Cntrft/ Forgery	Destruct/ Vandal	Embezzle ment	Extor tion	Fraud	Stolen Property
Air/Bus/Train Terminal	0	18	11	170	6	0	17	8
Bank/Savings and Loan	0	21	1646	131	74	2	887	2
Bar/Night Club	0	95	38	258	14	0	550	1
Church/Temple/ Synagogue	0	351	8	705	6	0	23	0
Commercial/ Office Bldg	1	1365	154	2359	236	4	480	18
Construction Site	1	384	4	784	7	0	16	7
Convenience Store	0	694	832	862	183	0	469	18
Department/ Discount Str	1	201	789	507	563	0	1322	33
Drug Store/Hospital/ Doctor's Office	0	166	219	309	37	2	556	5
Field/Woods	0	24	9	630	4	0	30	17
Government/ Public Building	1	179	170	758	31	2	180	12
Grocery/ Supermarket	0	170	1109	438	81	0	503	30
Highway/ Road/Alley	6	47	508	14807	82	6	671	543
Hotel/Motel/Etc.	1	222	41	698	50	3	221	14
Jail/Prison	1	4	97	64	3	2	60	0
Lake/Waterway	0	10	1	72	1	0	4	2
Liquor Store	0	23	13	15	6	0	15	0
Parking Lot/Garage	1	389	103	15961	78	4	274	161
Rental Storage Facility	0	267	3	287	13	0	56	6
Residence/Home	3	19400	761	38061	267	49	3957	234
Restaurant	0	557	333	869	347	2	471	13
School/College	0	540	67	3143	20	5	118	19
Service/Gas Station	0	356	201	811	72	0	293	14
Specialty Store	0	1065	414	1349	412	0	978	44
Other/Unknown	0	1449	803	7236	336	6	2262	88
<b>Total</b>	<b>16</b>	<b>27997</b>	<b>8334</b>	<b>91284</b>	<b>2929</b>	<b>87</b>	<b>14413</b>	<b>1289</b>

Location of offense for arson, larceny, motor vehicle theft, and robbery can be found in the sections pertaining to these individual offenses.

## Other Property Crimes By Day of Week

Days of Week/ Number of Offenses	Monday	Tuesday	Wednesday	Thursday	Friday	Saturday	Sunday
Bribery	5	0	1	1	5	2	2
Counterfeiting/ Forgery	1385	1274	1268	1257	1422	988	740
Destruction/ Vandalism	12740	11927	11986	11783	14778	14928	13142
Embezzlement	449	433	466	425	494	397	265
Extortion	15	14	11	13	19	8	7
Fraud	2264	2331	2207	2222	2406	1766	1217
Stolen Property	196	207	201	196	189	166	134

Resident Status of Victims	Resident	Nonresident	Unknown
Number	178617	33569	44603

## Victims and Offenders of Property Crimes By Race and Gender

Race	Victims		Offenders	
	Male	Female	Male	Female
White	97496	75271	59458	21324
Black	32312	37153	54214	15877
American Ind/Alaskan	170	83	91	23
Asian/Pacific Isl	2366	1737	837	352
Unknown	4645	3402	4794	1090
<b>Total</b>	<b>136989</b>	<b>117646</b>	<b>119394</b>	<b>38666</b>

# Hate Crime

Hate crimes are not separate distinct offenses, but rather traditional crimes motivated by the offender's bias. Because of the difficulty of ascertaining the offender's subjective motivation, bias is reported only if investigation reveals sufficient objective facts to lead a reasonable and prudent person to conclude that the offender's actions were motivated, in whole or in part, by bias against race, religion, disability, ethnicity, or sexual-orientation.

Offense Category	Hate Bias Category				
	Racial	Religious	Ethnicity	Sexual Orientation	Disability
Arson	1		1		
Assault	78	9	10	21	4
Burglary	4	2	2	1	2
Counterfeiting	1				1
Damage/Vandal	70	26	9	11	2
Drug/Narc	2			1	
Embezzlement	1				
Fraud	2	2			
Homicide					1
Kidnapping	1				
Larceny	14	4	5		5
Prostitution				1	
Robbery	2		4	1	1
Forcible Sex	1			2	1
All Other	4		2		

Religious	
Anti-Jewish	18
Anti-Catholic	5
Anti-Protestant	7
Anti-Islamic	5
Anti-Other Religion	4
Anti-Multi-Religious Group	3
Anti-Atheist/Agnostic	1

Racial	
Anti-White	60
Anti-Black	104
Anti-Am Ind/Alskn Nat	2
Anti-Asian/Pacfc Isl	5
Anti-Multi-Racial	10

Ethnicity/National Origin	
Anti-Arab	10
Anti-Hispanic	11
Anti-Other Ethnicity	12

Sexual Orientation	
Anti-Male Homosexual	12
Anti-Female Homosexual	6
Anti-Homosexual	17
Anti-Heterosexual	0
Anti-Bisexual	3

Disability	
Anti-Physical	2
Anti-Mental	15








# **IV**

## **Law Enforcement Officers Killed and Assaulted**



## 2003 Law Enforcement Officers Killed and Assaulted

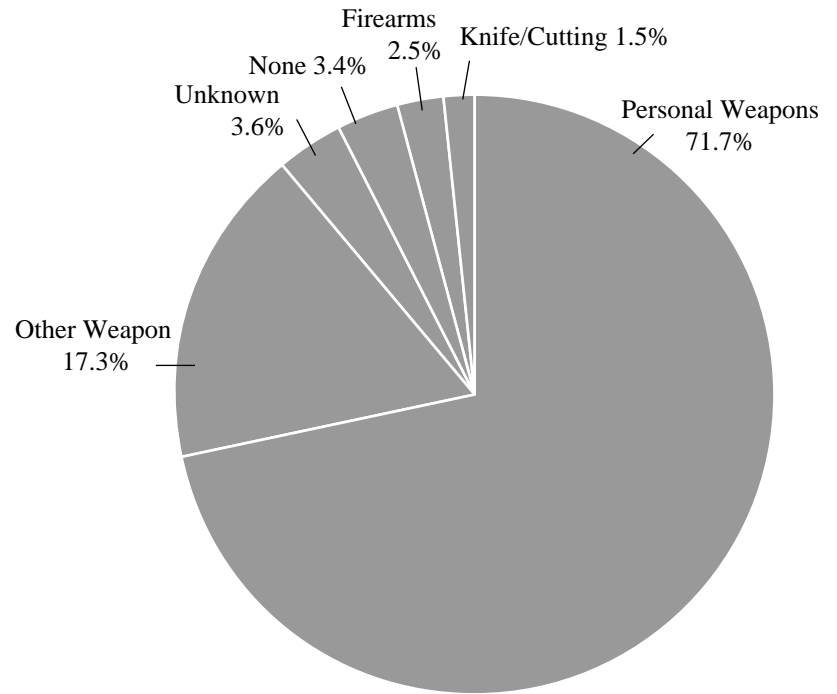
Through the Uniform Crime Reporting Program additional information is collected on enforcement officers assaulted and feloniously killed in the line of duty. Information is provided on the activities and assignment at the time of the assault, type of weapon used to commit the offense, injuries involved and time the activity took place.

During 2003, contributing agencies reported six officers feloniously killed in the line of duty and 1,294 assault offenses on officers.

Additional information pertaining to law enforcement officers killed and assaulted is contained in an annual summary published by the National Uniform Crime Reporting Program.

<b>OFFICERS ASSAULTED</b>		
Activity	Number of Offenses	Percent Distribution
1. Responding to "Disturbance" calls (family quarrels, man with gun, etc.)	391	30.2
2. Burglaries in progress or pursuing burglary suspects	12	.9
3. Robberies in progress or pursuing robbery suspects	5	.4
4. Attempting other arrests	292	22.6
5. Civil disorder (riot, mass disobedience)	16	1.2
6. Handling, transporting, custody of prisoners	149	11.5
7. Investigating suspicious persons or circumstances	100	7.7
8. Ambush - no warning	4	.3
9. Mentally deranged	25	1.9
10. Traffic pursuits and stops	115	8.9
11. All Other	185	14.3
12. TOTAL	1294	100.0

**Officers  
Assaulted  
By Weapon**



2003

Weapon	Number Offenses
Firearm.....	2
Automatic Firearm.....	1
Handgun.....	13
Automatic Handgun.....	3
Rifle.....	6
Automatic Rifle.....	0
Shotgun.....	4
Other Firearm.....	4
Knife or cutting instrument.....	19
Blunt Object.....	12
Motor Vehicle.....	71
Personal Weapons.....	933
Poison.....	0
Drugs/Narcotics.....	0
Other.....	142
Unknown.....	47
None.....	44

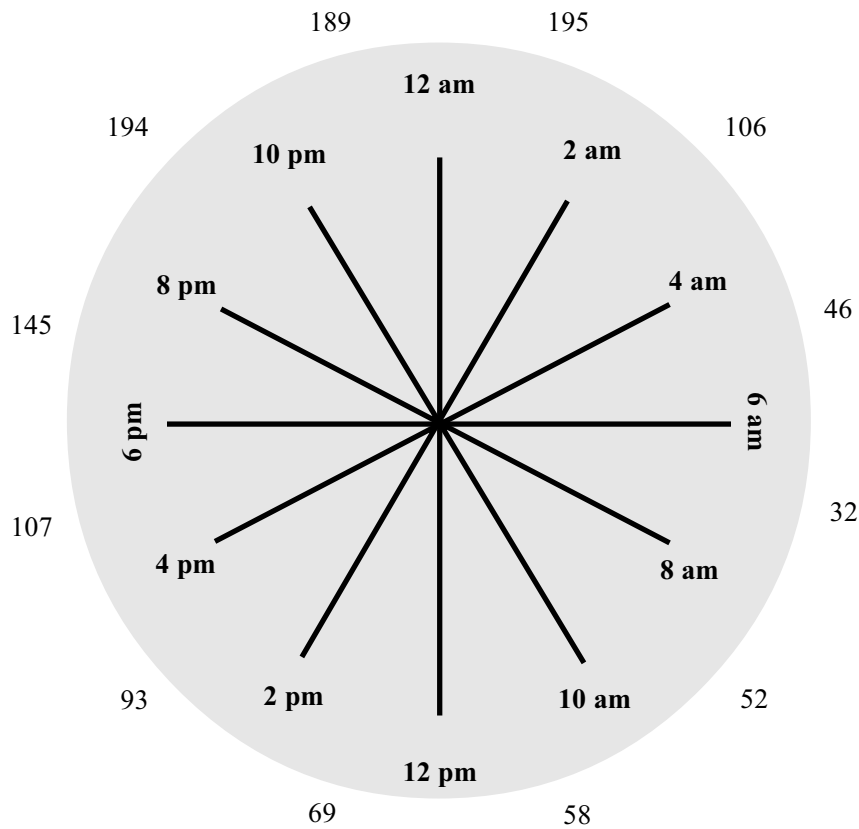
Days of Week	Number
Monday	135
Tuesday	142
Wednesday	180
Thursday	161
Friday	193
Saturday	273
Sunday	210
<b>Total</b>	<b>1294</b>

Type Injury Sustained	
Broken Bone	5
Internal Injury	7
Lacerations	13
Minor Injury	334
Major Injury	13
Loss of Teeth	0
Unconsciousness	0
None	910

### OFFICERS ASSAULTED BY TYPE OF ASSIGNMENT


	Number Assaulted	Percent Distribution
Two-Man Vehicle	144	11.1
One-Man Vehicle		
Alone	419	32.4
Assisted	403	31.1
Detective or Special Assignment		
Alone	11	.9
Assisted	19	1.5
Other Assignments		
Alone	78	6.0
Assisted	220	17.0

### OFFICERS ASSAULTED BY TIME





# V Value of Property Loss



## Value of Property Stolen & Recovered

The table below indicates the total value of property stolen and recovered by month for contributing agencies during 2003.

<b>MONTH</b>	<b>Stolen</b>	<b>Recovered</b>	<b>% Recovered</b>
JAN	24,687,963	7,070,270	28.6
FEB	18,983,875	5,989,571	31.6
MAR	22,718,778	7,592,796	33.4
APR	22,442,720	6,300,504	28.1
MAY	22,497,515	6,824,276	30.3
JUN	22,525,991	6,690,649	29.7
JUL	24,557,260	7,407,660	30.2
AUG	26,813,798	8,639,605	32.2
SEP	23,188,574	6,329,867	27.3
OCT	24,373,449	6,432,469	26.4
NOV	22,243,607	5,541,598	24.9
DEC	20,588,419	5,474,743	26.6
<b>TOTAL</b>	<b>\$275,621,949</b>	<b>\$80,294,008</b>	<b>28.9</b>

## Value of Property Loss

Type of Property	Burned	Counter- feited/ Forged	Destroyed Damaged/ Vandalized	Recov- ered	Seized	Stolen
Aircraft						
Alcohol			1	53,553		231,505
Automobiles			2,509	56,351,510		88,633,727
Bicycles			2	172,911		1,578,188
Buses				138,832		167,882
Clothing/Furs			428	530,350		3,079,798
Computer Hardware/Software			201	604,503		10,373,495
Consumable Goods			33	134,366	1	2,655,611
Credit/Debit Cards						
Drugs/Narcotics				23,687	5	857,164
Drug/Narcotic Equipment				455	1	16,142
Farm Equipment			350	144,351		1,156,694
Firearms				225,369		2,232,263
Gambling Equipment				681		18,405
Heavy Construction/Industrial Equipment				788,443		5,062,792
Household Goods			2,314	125,260		3,043,935
Jewelry/Precious Metals				2,226,127		20,303,867
Livestock				34,656		243,282
Merchandise			1	754,052		4,861,235
Money		1	30	838,413	32	33,061,434
Negotiable Instruments		9,623		163,954		4,610,433
Nonnegotiable Instruments						
Office-type Equipment			3,235	86,429		702,018
Other Motor Vehicles				3,381,582		9,217,536
Purses/Handbags/Wallets			1	82,008		774,518
Radios/TVs/VCRs			952	379,999	3	8,380,380
Recordings-Audio/Visual			2	596,395	1	7,050,507
Recreational Vehicles				1,441,053		2,805,861
Structures-Single Occupancy			1			
Structures-Other Dwellings						
Structures-Other Commercial/Business						
Structures-Industrial/ Manufacturing						
Structures-Public/Community						
Structures-Storage				5,026		15,220
Structures-Other			1	1,320		165,687
Tools			700	497,198		10,840,477
Trucks			1	7,822,506		12,202,888
Vehicle Part/Accessories			19,562	235,230		9,318,105
Watercraft			1	127,077		630,241
Other		165	17,593	2,326,712	4	31,330,659
<b>TOTAL</b>		<b>\$9,789</b>	<b>\$47,918</b>	<b>\$80,294,008</b>	<b>\$47</b>	<b>\$275,621,949</b>

The number 1 is placed in the value of property field when the actual dollar value is not known.




## Value of Property Stolen in Property Offenses

Offenses	Number of Property Descriptions	Value Stolen
Bribery	6	1,153
Burglary	13645	12,384,189
Embezzlement	3258	10,400,222
Extortion/Blackmail	50	112,110
False Pretense/Swindle/Confidence Game	7851	13,745,110
Credit Card/ATM Fraud	4126	2,797,365
Impersonation	1467	555,706
Welfare Fraud	53	24,655
Wire Fraud	217	477,309
TOTAL FRAUD:	13714	17,600,145
Kidnaping/Abduction	365	1,034,157
Pocket-Picking	832	83,191
Purse-Snatching	825	85,068
Shoplifting	23365	5,397,104
Theft From Building	40314	29,500,971
Theft From Coin-Operated Machine	1437	265,802
Theft From Motor Vehicle	60564	24,736,077
Theft of Motor Vehicle Parts/Accessories	16103	5,290,035
All Other Larceny	84645	55,522,982
TOTAL LARCENY:	228085	120,881,230
Motor Vehicle Theft	17629	106,689,725
Robbery	9652	6,519,018
<b>GRAND TOTAL:</b>	<b>286404</b>	<b>\$275,621,949</b>
Additional Analysis of Larceny/Theft Offenses		
\$200 and Over	78987	114,281,584
\$50 to \$200	51503	5,332,406
Under \$50	97595	1,267,240
TOTAL LARCENY/THEFT:	228085	\$120,881,230



# VI

## Arrest Data



## 2003 Arrest Data

Arrest statistics reflecting characteristics of persons arrested by age, gender, and race are collected monthly from contributing law enforcement agencies. In examining arrest figures it is important to remember they do not personally identify individuals arrested but represent the total number of persons arrested. One person may be arrested several times during a year for the same type of crime or for different offenses. Each arrest would be counted. When a person is arrested and charged with several offenses, only one arrest is counted. Furthermore, arrest figures cannot be compared to offense figures because several persons could be arrested for the same offense, or the arrest of one person may solve several offenses. Arrests are primarily a measure of police activity as it relates to crime. Although law enforcement arrest policies vary, particularly with respect to juveniles, contributors to this program are instructed to count one arrest each time an individual is taken into custody for committing an offense. A juvenile is counted as a person arrested when he commits an offense and the circumstances are such that if the offender were an adult, an arrest would be made.

### ARREST DATA BY QUARTER

Quarters	Arrests	Percent Distribution
First Quarter	67753	23.9
Second Quarter	73638	26.0
Third Quarter	76032	26.8
Fourth Quarter	<u>66109</u>	<u>23.3</u>
TOTAL	283532	100.0

# Arrest Data

ARREST DATA BY AGE		
AGE	Number	Percent Distribution
Under 10	257	.09
10-12	2315	.82
13-14	7829	2.76
15	6302	2.22
16	8016	2.83
17	8699	3.07
18	13117	4.63
19	13796	4.87
20	13447	4.74
21	12964	4.57
22	12006	4.23
23	11006	3.88
24	9287	3.28
25-29	37065	13.07
30-34	31617	11.15
35-39	31067	10.96
40-44	27912	9.84
45-49	17832	6.29
50-54	9442	3.33
55-59	4867	1.72
60-64	2293	.81
65 & Over	2396	.85
<b>TOTAL</b>	283532	100.00

Percent Distribution of Persons Arrested By Gender and Race

GENDER	% DIST.
MALE	75.3
FEMALE	24.7

RACE	%DIST.
White	59.9
Black	39.3
American Indian or Alaskan Native	.1
Asian or Pacific Islander	.8

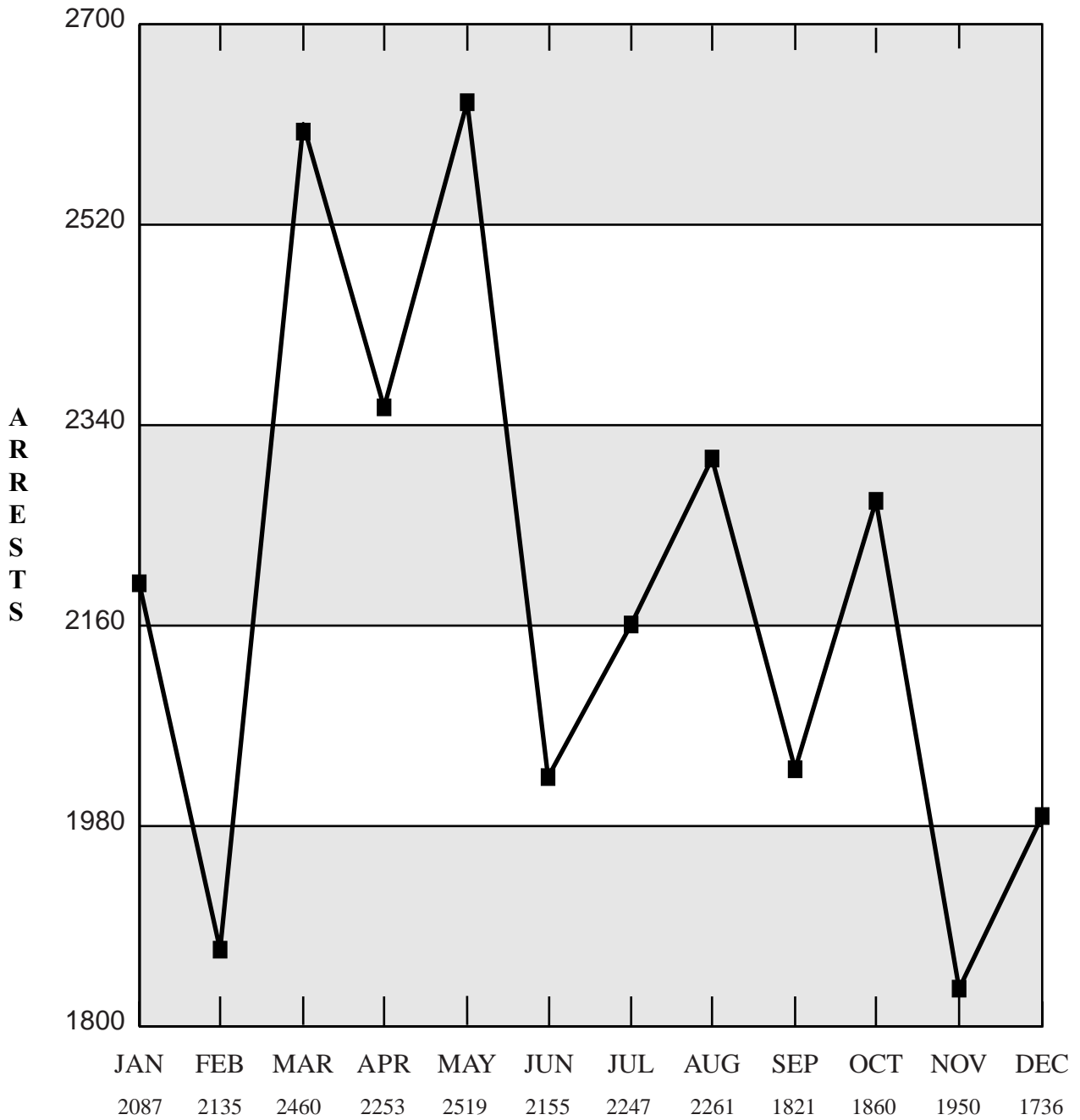
**Drug Arrests**



*In 2003, 26,284 narcotic drug arrests, including drug equipment violations, were reported by the contributing agencies. Marijuana ranked highest in total volume of drug arrests with 56 percent.*

*Drug violation arrests constitute 23.6 percent of the total number of persons arrested for Group A offenses.*

**MONTHS**



## Drug Arrests By Age and Type of Drug 2003

	Under 10	10 12	13 14	15	16	17	18	19	20	21	22	23	24	25 29	30 34	35 39	40 44	45 49	50 54	55 59	60 64	65 & Over	Total
"Crack" Cocaine	1	2	15	23	36	62	154	219	169	192	218	175	180	642	484	540	479	333	149	41	14	11	4139
Cocaine	0	1	7	8	11	33	92	122	103	112	117	112	99	395	344	296	284	162	70	27	10	7	2412
Hashish	0	0	0	0	1	0	1	3	0	1	2	5	2	9	2	1	5	2	0	0	0	0	34
Heroin	0	0	3	3	5	6	16	14	32	36	31	26	24	90	102	93	79	60	30	9	3	2	664
Marijuana	3	38	262	366	645	849	1503	1489	1259	1011	875	695	581	1912	1023	807	675	370	127	50	21	15	14576
Morphine	0	0	0	0	1	0	4	3	1	2	1	1	3	6	5	3	4	2	2	0	0	0	38
Opium	0	0	0	0	0	3	0	6	5	2	3	1	4	7	9	6	1	1	4	4	0	0	56
Other Narcotic	0	3	8	6	9	10	14	22	29	16	19	20	12	70	86	88	49	55	53	8	4	4	585
LSD	0	0	3	0	3	0	3	1	3	0	0	0	1	0	0	0	0	0	0	0	0	0	14
PCP	0	0	0	0	0	0	3	1	2	4	2	0	2	3	7	4	4	2	0	0	0	0	34
Other Halucinogens	0	0	1	0	0	0	5	8	4	6	4	4	4	7	1	1	1	1	0	0	0	0	47
Amphetamines/ Methamphetamines	0	0	2	2	1	5	8	21	28	16	22	24	17	91	74	70	46	31	8	4	0	0	470
Other Stimulants	0	0	4	1	2	3	4	3	6	1	5	4	3	11	6	1	2	1	0	1	0	0	58
Barbituates	0	0	1	0	1	1	1	0	0	1	0	1	0	3	1	0	1	0	1	0	0	0	12
Other Depressants	0	0	0	2	2	5	3	1	0	1	1	1	1	12	8	6	5	5	1	3	0	1	58
Other Drugs	3	4	24	8	8	9	10	10	11	18	9	9	6	30	43	33	21	12	10	2	4	2	286
Unknown Drug Type	0	2	42	37	57	77	167	167	159	142	123	111	126	354	281	259	228	116	64	10	10	7	2539
	7	50	372	456	782	1063	1988	2090	1811	1561	1432	1189	1065	3642	2476	2208	1884	1153	519	159	66	49	26022

# Arrest Data By Age

## JUVENILES

OFFENSES	UNDER 10	10 12	13 14	15	16	17	TOTAL
Murder/Nonnegligent Manslaughter	0	0	2	2	7	7	18
Negligent Manslaughter	0	1	0	0	1	0	2
Kidnaping/Abduction	0	2	9	2	7	14	34
Forcible Rape	0	2	23	15	7	17	64
Forcible Sodomy	2	17	37	15	9	4	84
Sexual Assault with an Object	0	3	5	7	5	1	21
Forcible Fondling	4	29	56	24	20	11	144
Robbery	0	6	44	46	65	82	243
Aggravated Assault	9	35	149	94	115	119	521
Simple Assault	41	570	1410	799	832	751	4403
Intimidation	0	30	74	39	43	45	231
Arson	9	23	66	34	22	10	164
Extortion/Blackmail	0	1	3	3	5	0	12
Burglary/Breaking & Entering	23	106	300	256	242	201	1128
Pocket Picking	0	6	10	7	17	7	47
Purse Snatching	0	0	0	1	1	3	5
Shoplifting	9	206	559	408	486	459	2127
Theft from Building	1	24	60	30	34	42	191
Theft from Coin-Operated Device	0	0	0	0	2	1	3
Theft from Motor Vehicle	1	9	30	46	17	47	150
Theft of Motor Vehicle Parts	0	0	1	4	6	6	17
All Other Larceny	15	192	472	321	403	426	1829
Motor Vehicle Theft	0	10	75	108	102	98	393
Counterfeiting/Forgery	1	2	8	7	21	45	84
False Pretenses/Swindle/Confidence Game	0	3	4	8	8	17	40
Credit Card/Teller Machine Fraud	0	1	4	5	8	6	24
Impersonation	0	0	1	0	6	10	17
Welfare Fraud	0	0	0	0	0	0	0
Wire Fraud	0	0	0	0	0	0	0

OFFENSES	UNDER 10	10 12	13 14	15	16	17	TOTAL
Embezzlement	0	0	0	1	30	29	60
Stolen Property Offenses	0	9	38	30	40	38	155
Destruction/Damage/Vandalism	63	197	349	166	253	235	1263
Drug/Narcotic Violations	4	53	372	456	782	1063	2730
Drug Equipment Violations	0	1	5	5	8	11	30
Incest	0	0	1	0	0	0	1
Statutory Rape	0	0	0	3	2	4	9
Pornography/Obscene Material	0	0	3	0	0	1	4
Betting/Wagering	0	0	0	0	1	1	2
Operating/Promoting/Assisting Gambling	0	0	0	0	0	0	0
Gambling Equipment Violations	0	0	0	1	0	1	2
Sports Tampering	0	0	0	0	0	0	0
Prostitution	0	0	0	1	0	0	1
Assisting or Promoting Prostitution	0	0	0	1	0	0	1
Bribery	0	0	2	0	0	1	3
Weapon Law Violations	6	64	174	123	132	146	645
Total Group A Arrests	188	1602	4346	3068	3739	3959	16902
Bad Checks	0	0	1	1	5	11	18
Curfew/Loitering/Vagrancy Violations	4	68	383	362	515	605	1937
Disorderly Conduct	6	99	394	292	324	289	1404
Driving Under the Influence	1	1	4	9	56	206	277
Drunkenness	0	1	42	55	66	110	274
Family Offenses, Nonviolent	2	4	14	9	10	5	44
Liquor Law Violations	4	20	130	198	390	724	1466
Peeping Tom	0	0	3	3	1	0	7
Runaway	21	228	1054	958	984	774	4019
Trespass of Real Property	4	52	202	149	225	242	874
Conspiracy to Commit Group A Offense	0	0	1	0	2	2	5
Conspiracy to Commit Group B Offense	0	0	0	0	0	0	0
All Other Offenses	27	240	1255	1198	1699	1772	6191
Total Group B Arrests	69	713	3483	3234	4277	4740	16516



## Group A Adult Arrests By Age

	18	19	20	21	22	23	24	25 29	30 34	35 39	40 44	45 49	50 54	55 59	60 64	65 & Over	Total
Murder/Nonnegligent Manslaughter	13	19	21		20		12	33	24	24	14	10	8	3	2	5	249
Negligent Manslaughter	1	1	1	0	0	0	0	2	0	2	0	0	0	2	0	0	9
Kidnaping/Abduction	37	27	46	30	39	31	28	118	101	79	60	44	12	12	2	3	669
Forcible Rape	19	23	20	13	23	18	18	44	48	63	25	13	16	6	3	2	354
Forcible Sodomy	10	6	3	8	3	3	4	24	17	28	14	8	9	2	4	5	148
Sexual Assault with an Object	1	5	2	0	1	4	1	11	12	10	8	8	3	3	0	3	72
Forcible Fondling	19	14	17	11	9	11	9	56	74	62	50	42	32	20	24	15	465
Robbery	145	135	87	85	83	68	48	170	105	103	74	39	10	5	1	0	1158
Aggravated Assault	250	208	212	215	175	195	166	616	485	495	397	266	130	63	40	48	3961
Simple Assault	1053	1069	1107	1234	1189	1207	1032	4574	4124	4123	3494	2072	1037	550	274	255	28394
Intimidation	45	60	49	44	42	52	38	199	166	212	150	98	54	36	17	19	1281
Arson	20	11	12	11	2	8	5	24	14	9	21	11	7	3	3	2	163
Extortion/Blackmail	3	1	0	2	2	0	0	3	4	3	5	4	3	0	0	0	30
Burglary/B & E	412	285	198	156	148	108	93	354	272	230	224	108	37	9	5	6	2645
Pocket Picking	24	13	16	12	7	6	3	20	18	15	14	10	6	5	0	1	170
Purse Snatching	1	4	1	2	2	2	2	2	4	3	2	1	0	0	0	0	26
Shoplifting	752	559	434	374	346	304	266	951	891	928	847	585	317	164	70	76	7864
Theft from Building	33	41	24	25	16	29	15	67	61	62	45	42	8	1	2	1	472
Theft from Coin-Operated Machine or Device	6	15	7	1	6	3	1	8	6	2	24	3	0	0	0	0	82
Theft from Motor Vehicle	45	33	39	21	17	14	13	51	46	35	23	10	6	4	3	0	360
Theft of Motor Vehicle Parts	18	21	14	9	14	7	12	15	5	6	9	5	2	0	0	0	137
All Other Larceny	714	551	503	371	386	308	247	1021	889	939	755	444	215	104	59	30	7536
Motor Vehicle Theft	132	72	65	56	56	44	37	126	136	114	87	49	15	10	2	5	1006
Counterfeiting/Forgery	93	185	155	135	148	117	94	485	411	310	248	155	53	11	5	15	2620

Offenses	18	19	20	21	22	23	24	25 29	30 34	35 39	40 44	45 49	50 54	55 59	60 64	65 & Over	Total
False Pretenses/Swindle/ Confidence Game	47	55	62	107	65	81	62	300	273	279	196	134	73	45	12	14	1805
Credit Card/Automatic Teller Machine Fraud	13	20	15	27	25	17	11	70	50	38	32	11	8	1	3	1	342
Impersonation	27	48	46	7	18	15	9	58	39	23	21	21	5	4	1	1	343
Welfare Fraud	0	0	1	0	0	3	8	17	15	13	6	9	4	0	0	2	78
Wire Fraud	0	0	0	1	0	0	0	0	0	1	0	0	0	0	0	0	2
Embezzlement	82	83	68	77	72	68	51	248	181	144	134	63	56	12	6	3	1348
Stolen Property Offenses	91	83	71	60	41	41	28	107	82	65	78	41	14	3	2	6	813
Destruct/Damage/Vandalism	299	246	225	219	161	148	106	393	307	238	224	146	46	34	13	20	2825
Drug/Narcotic Violations	1988	2090	1811	1561	1432	1189	1065	3642	2476	2208	1884	1153	519	159	66	49	23292
Drug Equipment Violations	17	9	6	12	10	11	8	25	43	29	23	20	10	7	2	0	232
Incest	0	0	0	0	0	0	0	1	0	2	1	0	1	0	1	0	6
Statutory Rape	18	18	10	8	4	6	7	14	7	5	4	1	0	1	0	0	103
Porno./Obscene Material	1	7	1	1	0	1	0	4	3	6	4	0	0	3	5	0	36
Betting/Wagering	2	2	3	1	1	3	1	8	12	11	9	1	0	2	1	0	57
Operating/Promoting/ Assisting Gambling	0	0	0	0	0	0	0	0	0	0	2	0	0	0	0	0	2
Gambling Equip. Violations	1	1	0	1	1	1	0	2	0	4	1	0	0	0	0	0	12
Sports Tampering	0	0	0	0	0	0	0	0	0	0	0	1	0	0	0	0	1
Prostitution	6	5	1	10	11	18	12	59	58	112	86	47	16	5	4	5	455
Assisting/Promoting Prostitution	1	4	3	1	2	3	4	12	27	13	13	12	6	3	2	6	112
Bribery	0	1	0	2	1	1	0	0	2	2	0	3	0	0	0	2	14
Weapon Law Violations	216	228	179	175	178	150	133	426	269	248	246	181	121	83	54	44	2931
Total Group A Arrests	6655	6258	5535	5106	4756	4315	3649	14360	11757	11298	9554	5871	2859	1375	688	644	94680

## Group B Adult Arrests By Age

Offenses	18	19	20	21	22	23	24	25 29	30 34	35 39	40 44	45 49	50 54	55 59	60 64	65 & Over	Total
Bad Checks	126	181	232	269	269	273	254	1260	1325	1093	844	540	255	170	96	88	7275
Curfew/Loitering/Vagrancy	15	14	10	9	0	2	0	10	10	8	12	17	30	34	2	0	173
Disorderly Conduct	328	267	324	397	296	245	226	798	561	522	486	337	142	87	44	41	5101
Driving Under the Influence	456	751	884	1135	1188	1190	1005	3772	3144	2965	3004	1997	1228	686	327	327	24059
Drunkenness	695	749	860	1270	1121	947	784	3083	2889	3357	3921	2732	1456	769	278	308	25219
Family Offenses, Nonviolent	18	31	34	33	42	46	34	204	192	190	126	89	44	14	2	4	1103
Liquor Laws	1357	1336	1185	267	192	151	120	515	419	485	505	349	261	153	84	63	7442
Peeping Tom	5	4	3	6	4	2	3	18	25	9	12	8	3	1	2	2	107
Runaway	0	0	0	0	0	0	0	0	0	0	0	0	0	0	0	0	0
Trespass to Real Property	571	502	444	351	336	275	234	828	699	740	743	523	302	146	62	91	6847
Conspiracy to Commit Group A Offense	7	3	7	6	4	50	6	15	46	34	6	3	7	1	2	1	198
Conspiracy to Commit Group B Offense	0	0	0	1	0	3	0	1	4	3	1	0	0	0	0	0	13
All Other Offenses	2884	3700	3929	4114	3798	3507	2972	12201	10546	10363	8698	5366	2855	1431	706	827	77897
Total Group B Offenses	6462	7538	7912	7858	7250	6691	5638	22705	19860	19769	18358	11961	6583	3492	1605	1752	155434

## Group A Arrests By Gender and Distribution

Offenses	Persons Arrested		Percent Crime Distribution by Gender	
	Male	Female	Male	Female
Murder/Nonnegligent Manslaughter .....	233	34	.28	.12
Negligent Manslaughter .....	9	2	.01	.01
Kidnapping .....	627	76	.75	.28
Forcible Rape .....	416	2	.49	.01
Forcible Sodomy .....	218	14	.26	.05
Sexual Assault with an Object .....	91	2	.11	.01
Forcible Fondling .....	594	15	.71	.05
Robbery .....	1294	107	1.54	.39
Aggravated Assault .....	3393	1089	4.03	3.96
Simple Assault .....	24000	8797	28.54	32.01
Intimidation .....	1173	339	1.39	1.23
Arson .....	270	57	.32	.21
Extortion/Blackmail .....	33	9	.04	.03
Burglary/Breaking & Entering .....	3413	360	4.06	1.31
Pocket-picking .....	148	69	.18	.25
Purse-snatching .....	26	5	.03	.02
Shoplifting .....	5637	4354	6.70	15.84
Theft from Building .....	488	175	.58	.64
Theft from Coin-Operated Machine or Device ...	70	15	.08	.05
Theft from Motor Vehicle .....	465	45	.55	.16
Theft of Motor Vehicle Parts or Accessories .....	146	8	.17	.03
All Other Larceny .....	6523	2842	7.76	10.34
Motor Vehicle Theft .....	1205	194	1.43	.71
Counterfeiting/Forgery .....	1567	1137	1.86	4.14
False Pretenses/Swindle/Confidence Game .....	1185	660	1.41	2.40
Credit Card/Automatic Teller Machine Fraud ....	202	164	.24	.60
Impersonation .....	282	78	.34	.28
Welfare Fraud .....	20	58	.02	.21
Wire Fraud .....	1	1		
Embezzlement .....	629	779	.75	2.83
Stolen Property Offenses .....	817	151	.97	.55
Destruction.Damage/Vandalism of Property .....	3369	719	4.01	2.62
Drug/Narcotic Violations .....	21604	4418	25.69	16.08
Drug Equipment Violations .....	199	63	.24	.23
Incest .....	6	1	.01	
Statutory Rape .....	107	5	.13	.02
Pornography/Obscene Material .....	35	5	.04	.02
Betting/Wagering .....	58	1	.07	
Operating/Promoting/Assisting Gambling .....		2		.01
Gambling Equipment Violations .....	13	1	.02	
Sports Tampering .....	1			
Prostitution .....	122	334	.15	1.22
Assisting or Promoting Prostitution .....	94	19	.11	.07
Bribery .....	12	5	.01	.02
Weapon Law Violations .....	3308	268	3.93	.98
<b>TOTAL .....</b>	<b>84103</b>	<b>27479</b>	<b>100.00</b>	<b>100.00</b>

## Group A Arrests By Race

Offenses	Total	White	Black	American Indian or Alaskan Native	Asian or Pacific Islander
Murder/Nonnegligent Manslaughter .....	267	82	183		2
Negligent Manslaughter .....	11	8	3		
Kidnapping .....	703	296	403	1	3
Forcible Rape .....	418	219	196		3
Forcible Sodomy .....	232	149	79	1	3
Sexual Assault with an Object .....	93	64	28		1
Forcible Fondling .....	609	374	228	1	6
Robbery .....	1401	399	997		5
Aggravated Assault .....	4482	2157	2300	3	22
Simple Assault .....	32797	17928	14587	33	249
Intimidation .....	1512	871	634		7
Arson .....	327	257	70		
Extortion/Blackmail .....	42	19	23		
Burglary/Breaking & Entering .....	3773	2357	1389	1	26
Pocket-picking .....	217	113	100		4
Purse-snatching .....	31	11	19		1
Shoplifting .....	9991	5385	4492	13	101
Theft from Building .....	663	375	285		3
Theft from Coin-Operated Machine or Device ..	85	77	8		
Theft from Motor Vehicle .....	510	356	154		
Theft of Motor Vehicle Parts or Accessories .....	154	104	49		1
All Other Larceny .....	9365	5182	4084	8	91
Motor Vehicle Theft .....	1399	641	755		3
Counterfeiting/Forgery .....	2704	1714	949	22	19
False Pretenses/Swindle/Confidence Game .....	1845	1144	687		14
Credit Card/Automatic Teller Machine Fraud ...	366	231	131	2	2
Impersonation .....	360	201	156		3
Welfare Fraud .....	78	44	34		
Wire Fraud .....	2	1			1
Embezzlement .....	1408	818	570	3	17
Stolen Property Offenses .....	968	420	543	1	4
Destruction.Damage/Vandalism of Property .....	4088	2669	1394	5	20
Drug/Narcotic Violations .....	26022	13907	11964	22	129
Drug Equipment Violations .....	262	173	86	1	2
Incest .....	7	4	3		
Statutory Rape .....	112	63	49		
Pornography/Obscene Material .....	40	34	6		
Betting/Wagering .....	59	44	15		
Operating/Promoting/Assisting Gambling .....	2	2			
Gambling Equipment Violations .....	14		14		
Sports Tampering .....	1	1			
Prostitution .....	456	211	243		2
Assisting or Promoting Prostitution .....	113	65	45		3
Bribery .....	17	11	5		1
Weapon Law Violations .....	3576	1773	1781	4	18
<b>TOTAL .....</b>	<b>111582</b>	<b>60954</b>	<b>49741</b>	<b>121</b>	<b>766</b>

## Group A Arrests and Rate Per 100,000

Offenses	Number of Arrests	Percent Distribution	Rate per 100,000 Inhabitants
Murder/Nonnegligent Manslaughter .....	267	.24	3.61
Negligent Manslaughter .....	11	.01	.15
Kidnapping .....	703	.63	9.52
Forcible Rape .....	418	.37	5.66
Forcible Sodomy .....	232	.21	3.14
Sexual Assault with an Object .....	93	.08	1.26
Forcible Fondling of a Child .....	609	.55	8.24
Robbery .....	1401	1.26	18.97
Aggravated Assault .....	4482	4.02	60.68
Simple Assault.....	32797	29.39	444.02
Intimidation .....	1512	1.36	20.47
Arson .....	327	.29	4.43
Extortion/Blackmail .....	42	.04	.57
Burglary/Breaking & Entering .....	3773	3.38	51.08
Pocket-picking.....	217	.19	2.94
Purse-snatching .....	31	.03	.42
Shoplifting .....	9991	8.95	135.26
Theft from Building .....	663	.59	8.98
Theft from Coin-Operated Machine or Device..	85	.08	1.15
Theft from Motor Vehicle .....	510	.46	6.90
Theft of Motor Vehicle Parts or Accessories .....	154	.14	2.08
All Other Larceny .....	9365	8.39	126.79
Motor Vehicle Theft.....	1399	1.25	18.94
Counterfeiting/Forgery .....	2704	2.42	36.61
False Pretenses/Swindle/Confidence Game .....	1845	1.65	24.98
Credit Card/Automatic Teller Machine Fraud ...	366	.33	4.96
Impersonation .....	360	.32	4.87
Welfare Fraud.....	78	.07	1.06
Wire Fraud.....	2	.03	.03
Embezzlement .....	1408	1.26	19.06
Stolen Property Offenses.....	968	.87	13.11
Destruction.Damage/Vandalism of Property .....	4088	3.66	55.35
Drug/Narcotic Violations .....	26022	23.32	352.30
Drug Equipment Violations .....	262	.23	3.55
Incest .....	7	.01	.09
Statutory Rape .....	112	.10	1.52
Pornography/Obscene Material.....	40	.04	.54
Betting/Wagering .....	59	.05	.80
Operating/Promoting/Assisting Gambling.....	2	.03	.03
Gambling Equipment Violations .....	14	.01	.19
Sports Tampering .....	1	.01	.01
Prostitution .....	456	.41	6.17
Assisting or Promoting Prostitution .....	113	.10	1.53
Bribery .....	17	.02	.23
Weapon Law Violations.....	3576	3.20	48.41
<b>TOTAL .....</b>	<b>111582</b>	<b>100.00</b>	<b>1510.66</b>

## Group B Arrests

Group B Offense Categories	Total	White	Black	American Indian or Alaskan Native	Asian or Pacific Islander
Bad Checks	7293	5119	2148	6	20
Curfew/Loitering/Vagrancy Violations	2110	1186	907	1	16
Disorderly Conduct	6505	3262	3186	7	50
Driving Under the Influence	24336	19445	4582	27	282
Drunkenness	25493	19098	6223	32	140
Family Offenses, Nonviolent	1147	460	681	1	5
Liquor Law Violations	8908	6670	2059	7	172
Peeping Tom	114	83	25		6
Runaway	4019	2029	1959	6	25
Trespass of Real Property	7721	3448	4226	1	46
Conspiracy to Commit Group A Offense	203	165	38		
Conspiracy to Commit Group B Offense	13	10	2		1
All Other Offenses	84088	47792	35646	50	600
<b>Total Group B Arrests</b>	<b>171950</b>	<b>108767</b>	<b>61682</b>	<b>138</b>	<b>1363</b>

Group B Offense Categories	Male	Female	Rate per 100,000 Inhabitants
Bad Checks	3075	4218	98.74
Curfew/Loitering/Vagrancy Violations	1417	693	28.57
Disorderly Conduct	4591	1914	88.07
Driving Under the Influence	20022	4314	329.47
Drunkenness	22201	3292	345.14
Family Offenses, Nonviolent	789	358	15.53
Liquor Law Violations	6582	2326	120.60
Peeping Tom	111	3	1.54
Runaway	1646	2373	54.41
Trespass of Real Property	6185	1536	104.53
Conspiracy to Commit Group A Offense	186	17	2.75
Conspiracy to Commit Group B Offense	10	3	.18
All Other Offenses	62588	21500	1138.43
<b>Total Group B Arrests</b>	<b>129403</b>	<b>42547</b>	<b>2327.96</b>



**VII**  
**Contributing**  
**Agencies and**  
**Full-Time Law**  
**Enforcement**  
**Employees**  
**January -**  
**December**  
**2003**





# Contributing Agencies and Full-Time Law Enforcement Employees as of October 31, 2003

AGENCY	TOTAL SWORN OFFICERS	OFFICERS MALE	OFFICERS FEMALE	TOTAL CIVILIAN	AGENCY	TOTAL SWORN OFFICERS	OFFICERS MALE	OFFICERS FEMALE	TOTAL CIVILIAN
<b>COUNTIES</b>					<b>CHARLES CITY COUNTY</b>				
<b>ACCOMACK COUNTY</b>					Sheriff's Office	9	7	2	6
Sheriff's Office	52	42	10	11	<b>CHARLOTTE COUNTY</b>				
Chincoteague PD	10	10		3	Sheriff's Office	29	21	8	3
Onancock PD	4	4			<b>CHESTERFIELD COUNTY</b>				
Parksley PD	3	3			Chesterfield PD	430	397	33	99
Onley PD	3	3			<b>CLARKE COUNTY</b>				
<b>ALBEMARLE COUNTY</b>					Sheriff's Office	14	14		10
Albemarle PD	101	90	11	22	Berryville PD	7	6	1	1
<b>ALLEGHANY COUNTY</b>					<b>CRAIG COUNTY</b>				
Sheriff's Office	41	36	5	16	Sheriff's Office	8	8		5
<b>AMELIA COUNTY</b>					<b>CULPEPER COUNTY</b>				
Sheriff's Office	12	12		7	Sheriff's Office	77	56	21	17
<b>AMHERST COUNTY</b>					Culpeper PD	32	29	3	6
Sheriff's Office	63	48	15	5	<b>CUMBERLAND COUNTY</b>				
Amherst PD	5	5			Sheriff's Office	11	9	2	5
<b>APPOMATTOX COUNTY</b>					<b>DICKENSON COUNTY</b>				
Sheriff's Office	31	25	6	3	Sheriff's Office	37	27	10	3
<b>ARLINGTON COUNTY</b>					Clintwood PD	3	3		
Arlington PD	350	289	61	140	Haysi PD	2	2		
<b>AUGUSTA COUNTY</b>					Clinchco	0	0		
Sheriff's Office	59	58	1	62	<b>DINWIDDIE COUNTY</b>				
<b>BATH COUNTY</b>					Sheriff's Office	51	47	4	11
Sheriff's Office	16	14	2		McKenney PD	1	1		
<b>BEDFORD COUNTY</b>					<b>ESSEX COUNTY</b>				
Sheriff's Office	71	60	11	1	Sheriff's Office	13	9	4	
<b>BLAND COUNTY</b>					Tappahannock PD	9	8	1	1
Sheriff's Office	8	8		7	<b>FAIRFAX COUNTY</b>				
<b>BOTETOURT COUNTY</b>					Fairfax County PD	1326	1165	161	478
Sheriff's Office	60	56	4	17	Herndon PD	56	50	6	15
<b>BRUNSWICK COUNTY</b>					Vienna PD	39	34	5	9
Sheriff's Office	34	31	3	12	<b>FAUQUIER COUNTY</b>				
Lawrenceville PD	5	5			Sheriff's Office	95	87	8	17
<b>BUCHANAN COUNTY</b>					Warrenton PD	20	16	4	3
Sheriff's Office	41	41		10	<b>FLOYD COUNTY</b>				
Grundy PD	4	4		1	Sheriff's Office	17	15	2	10
<b>BUCKINGHAM COUNTY</b>					<b>FLUVANNA COUNTY</b>				
Sheriff's Office	16	15	1	6	Sheriff's Office	21	17	4	10
<b>CAMPBELL COUNTY</b>					<b>FRANKLIN COUNTY</b>				
Sheriff's Office	52	49	3	3	Sheriff's Office	73	64	9	17
Altavista PD	11	11			Rocky Mount PD	17	17		1
Brookneal PD	4	4			<b>FREDERICK COUNTY</b>				
<b>CAROLINE COUNTY</b>					Sheriff's Office	85	78	7	14
Sheriff's Office	31	31		8	Middletown PD	2	2		
Bowling Green PD	0				Stephens City PD	3	3		
<b>CARROLL COUNTY</b>									
Sheriff's Office	27	26	1	5					
Hillsville PD	11	11		1					

AGENCY	TOTAL SWORN OFFICERS	OFFICERS MALE	OFFICERS FEMALE	TOTAL CIVILIAN	AGENCY	TOTAL SWORN OFFICERS	OFFICERS MALE	OFFICERS FEMALE	TOTAL CIVILIAN
<b>GILES COUNTY</b>					<b>LOUISA COUNTY</b>				
Sheriff's Office	20	20		10	Sheriff's Office	32	29	3	12
Glen Lyn PD	1	1			Louisa PD	5	5		
Pearisburg PD	7	7		1	<b>LUNENBURG COUNTY</b>				
Pembroke PD	2	2			Sheriff's Office	14	13	1	7
Rich Creek PD					Kenbridge PD	8	8		
Narrows PD	5	5			Victoria PD	5	4	1	1
<b>GLOUCESTER COUNTY</b>					<b>MADISON COUNTY</b>				
Sheriff's Office	79	68	11	16	Sheriff's Office	10	10		6
<b>GOOCHLAND COUNTY</b>					<b>MATHEWS COUNTY</b>				
Sheriff's Office	25	22	3	8	Sheriff's Office	11	10	1	6
<b>GRAYSON COUNTY</b>					<b>MECKLENBURG COUNTY</b>				
Sheriff's Office	19	18	1	6	Sheriff's Office	41	39	2	2
Fries PD	1	1			Chase City PD	7	7		1
Independence PD	2	2			Clarksville PD	8	8		1
<b>GREENE COUNTY</b>					LaCrosse PD	3	3		
Sheriff's Office	17	17		7	South Hill PD	20	19	1	5
<b>GREENSVILLE COUNTY</b>					<b>MIDDLESEX COUNTY</b>				
Sheriff's Office	21	18	3	9	Sheriff's Office	12	10	2	6
<b>HALIFAX COUNTY</b>					<b>MONTGOMERY COUNTY</b>				
Sheriff's Office	36	31	5	12	Sheriff's Office	94	75	19	17
Halifax PD	5	5			Blacksburg PD	53	50	3	15
South Boston					Christiansburg PD	44	39	5	15
<b>HANOVER COUNTY</b>					<b>NELSON COUNTY</b>				
Sheriff's Office	169	159	10	19	Sheriff's Office	14	14		6
Ashland PD	21	20	1	3	<b>NEW KENT COUNTY</b>				
<b>HENRICO COUNTY</b>					Sheriff's Office	27	26	1	10
Henrico PD	541	482	59	225	<b>NORTHAMPTON CO.</b>				
<b>HENRY COUNTY</b>					Sheriff's Office	39	32	7	9
Sheriff's Office	109	97	12	13	Cape Charles PD	5	5		
<b>HIGHLAND COUNTY</b>					Exmore PD	5	5		
Sheriff's Office	7	7		5	<b>NORTHUMBERLAND CO.</b>				
<b>ISLE OF WIGHT COUNTY</b>					Sheriff's Office	15	14	1	9
Sheriff's Office	26	22	4	2	<b>NOTTOWAY COUNTY</b>				
Smithfield PD	18	15	3	3	Sheriff's Office	13	12	1	7
<b>JAMES CITY COUNTY</b>					Blackstone PD	11	11		5
James City PD	72	60	12	4	Crewe PD	5	5		
<b>KING &amp; QUEEN COUNTY</b>					Burkeville PD	0			
Sheriff's Office	9	8	1	7	<b>ORANGE COUNTY</b>				
<b>KING GEORGE COUNTY</b>					Sheriff's Office	28	25	3	8
Sheriff's Office	25	22	3	13	Orange PD	14	13	1	1
<b>KING WILLIAM COUNTY</b>					Gordonsville PD	5	5		
Sheriff's Office	17	17		12	<b>PAGE COUNTY</b>				
West Point	9	8	1	1	Sheriff's Office	41	36	5	3
<b>LANCASTER COUNTY</b>					Luray PD	15	14	1	2
Sheriff's Office	26	18	8	6	Shenandoah PD	4	4		
Kilmarnock PD	4	3	1		Stanley PD	3	3		
<b>LEE COUNTY</b>					<b>PATRICK COUNTY</b>				
Sheriff's Office	47	39	8		Sheriff's Office	30	25	5	12
Jonesville PD	2	2		1	<b>PITTSYLVANIA COUNTY</b>				
Pennington Gap PD	5	5		1	Sheriff's Office	66	60	6	56
<b>LOUDOUN COUNTY</b>					Chatham PD	4	4		
Sheriff's Office	323	286	37	60	Gretna PD	4	4		
Leesburg PD	58	53	5	12	Hurt PD	3	3		
Middleburg PD	4	4			<b>POWHATAN COUNTY</b>				
Purcellville PD	9	9		1	Sheriff's Office	33	29	4	11

AGENCY	TOTAL SWORN OFFICERS	OFFICERS MALE	OFFICERS FEMALE	TOTAL CIVILIAN	AGENCY	TOTAL SWORN OFFICERS	OFFICERS MALE	OFFICERS FEMALE	TOTAL CIVILIAN
<b>PRINCE EDWARD CO.</b> Sheriff's Office Farmville PD	25 24	19 22	6 2	12	<b>SOUTHAMPTON COUNTY</b> Sheriff's Office Courtland PD Boykins PD	30 1 1	26 1 1	4	9 2 3
<b>PRINCE GEORGE CO.</b> Prince George Co. PD	51	46	5	14	<b>SPOTSYLVANIA COUNTY</b> Sheriff's Office	98	88	10	7
<b>PRINCE WILLIAM CO.</b> Prince Wm. Co. PD Quantico PD Haymarket PD Dumfries PD Occoquan PD	440 2 4 10 1	385 2 4 7 1	55   3	90 1 1 2	<b>STAFFORD COUNTY</b> Sheriff's Office <b>SURRY COUNTY</b> Sheriff's Office <b>SUSSEX COUNTY</b> Sheriff's Office Waverly PD	123  13  37 8	111  12  24 8	12 1	39  5  4 6
<b>PULASKI COUNTY</b> Sheriff's Office Pulaski PD Dublin PD	42 25 8	38 22 8	4 3	10 9 1	<b>TAZEWELL COUNTY</b> Sheriff's Office Bluefield PD Pocahontas PD Richlands PD Tazewell PD Cedar Bluff PD	76 14 3 14 10 3	60 12 3 13 10 3	16 2  1	11 4  5 1
<b>RAPPAHANNOCK CO.</b> Sheriff's Office	22	15	7	1	<b>WARREN COUNTY</b> Sheriff's Office Front Royal PD	61 34	56 30	5 4	1 10
<b>RICHMOND COUNTY</b> Sheriff's Office Warsaw PD	8 3	8 2	1	6	<b>WASHINGTON COUNTY</b> Sheriff's Office Abingdon PD Damascus PD Glade Springs PD	74 21 4 5	60 19 4 5	14 2	12 2
<b>ROANOKE COUNTY</b> Roanoke Co. PD Vinton PD	113 20	100 16	13 4	42 8	<b>WESTMORELAND CO.</b> Sheriff's Office Colonial Beach PD	21 8	19 8	2	9 5
<b>ROCKBRIDGE COUNTY</b> Sheriff's Office Glasgow PD	23 1	23 1		7	<b>WISE COUNTY</b> Sheriff's Office Appalachia PD Big Stone Gap PD Coeburn PD Pound PD St. Paul PD Wise PD	71 5 16 7 5 5 11	59 4 16 7 5 4 11	12 1    1	14  2 1   1
<b>ROCKINGHAM COUNTY</b> Sheriff's Office Bridgewater PD Broadway PD Dayton PD Elkton PD Grottoes PD Timberville PD	49 8 4 5 6 5 3	42 8 4 4 6 4 3	7   1 1	107   1	<b>WYTHE COUNTY</b> Sheriff's Office Wytheville PD Rural Retreat PD	28 24 1	27 22 1	1 2	7 14
<b>RUSSELL COUNTY</b> Sheriff's Office Lebanon PD Honaker PD	41 12 4	36 12 4	5	8 1 1	<b>YORK COUNTY</b> Sheriff's Office	88	84	4	5
<b>SCOTT COUNTY</b> Sheriff's Office Gate City PD Weber City PD	40 3 5	28 3 4	12  1	1	<b>COUNTY TOTAL</b>	<b>8211</b>	<b>7259</b>	<b>952</b>	<b>2288</b>
<b>SHENANDOAH COUNTY</b> Sheriff's Office Edinburg PD Mt. Jackson PD Woodstock PD Strasburg PD New Market PD	55 3 4 14 12 7	46 3 4 14 12 7	9	9   1 2	<b>OTHER AGENCIES</b> Alcoholic Bev. Control Ches. Bay Brdg. Tunnel PD Div. of Capitol Police Dept of Conservation & Rec Southside VA Trng Center Richmond Int'l Airport VA Port Authority Norfolk Arpt Authority Metro. Wash. Airport Auth. Virginia State Police	135 42 80 93 14 31 71 34 188 1789	115 40 72 83 13 27 67 32 156 1707	20 2 8 10 1 4 4 2 32 82	41 43 11 77 2 5 7 62 652
<b>SMYTH COUNTY</b> Sheriff's Office Marion PD Saltville PD Chilhowie PD	53 19 7 6	39 18 7 5	14 1  1	2 1	<b>OTHER AGENCY TOTAL</b>	<b>2477</b>	<b>2312</b>	<b>165</b>	<b>900</b>

AGENCY	TOTAL SWORN OFFICERS	OFFICERS MALE	OFFICERS FEMALE	TOTAL CIVILIAN	AGENCY	TOTAL SWORN OFFICERS	OFFICERS MALE	OFFICERS FEMALE	TOTAL CIVILIAN
<b>CITIES</b>					<b>COLLEGE &amp; UNIVERSITY</b>				
Alexandria PD	296	248	48	131	Christopher Newport PD	13	11	2	5
Bedford PD	22	22		2	Emory & Henry Col. PD	1	1		3
Bristol PD	56	48	8	21	Ferrum College PD	7	4	3	
Buena Vista PD	13	12	1	2	Geo. Mason Univ. PD	43	34	9	13
Charlottesville PD	111	101	10	30	Hampton University PD	20	17	3	14
Chesapeake PD	358	302	56	131	James Madison Univ. PD	21	18	3	5
Clifton Forge PD	9	9		6	Longwood Univ. PD	11	10	1	5
Colonial Heights PD	45	38	7	4	Mary Wash. Col. PD	9	8	1	8
Covington PD	14	13	1	13	Norfolk State Univ. PD	27	17	10	24
Danville PD	127	112	15	7	N. VA Comm. Col. PD	33	26	7	
Emporia PD	25	24	1	9	Old Dominion Campus PD	31	26	5	25
Fairfax PD	61	55	6	14	Radford Univ. PD	19	18	1	5
Falls Church PD	31	24	7	12	Thomas Nelson Col. PD	7	5	2	2
Franklin PD	30	29	1	11	Univ. of Richmond PD	16	14	2	16
Fredericksburg PD	64	58	6	26	University of Virginia PD	50	37	13	62
Galax PD	24	22	2	16	UVA's Col. at Wise PD	7	6	1	1
Hampton PD	266	226	40	102	VA Commonwlth Univ. PD	70	57	13	86
Harrisonburg PD	80	72	8	21	Virginia Military Institute	6	6		
Hopewell PD	50	47	3	14	Virginia State Univ. PD	18	13	5	14
Lexington PD	15	15		2	Virginia Tech PD	38	33	5	18
Lynchburg PD	141	132	9	76	VA Wstrn Comm. Col. PD	6	6		
Manassas PD	83	71	12	21	William & Mary Col. PD	18	17	1	4
Manassas Park PD	23	22	1	9	<b>COLLEGE AND UNIVERSITY TOTAL</b>	<b>471</b>	<b>384</b>	<b>87</b>	<b>310</b>
Martinsville PD	54	50	4	6	<b>STATE TOTAL</b>	<b>16781</b>	<b>14912</b>	<b>1869</b>	<b>5092</b>
Newport News PD	384	334	50	138					
Norfolk PD	769	684	85	140					
Norton PD	16	16		5					
Petersburg PD	108	98	10	42					
Poquoson PD	20	18	2	4					
Portsmouth PD	220	194	26	92					
Radford PD	36	32	4	12					
Richmond PD	632	538	94	133					
Roanoke PD	235	216	19	57					
Salem PD	63	60	3	26					
South Boston PD	27	25	2	5					
Staunton PD	47	41	6	15					
Suffolk PD	134	120	14	43					
Virginia Beach PD	783	696	87	163					
Waynesboro PD	51	45	6	8					
Williamsburg PD	34	28	6	13					
Winchester PD	65	60	5	12					
<b>CITY TOTAL</b>	<b>5622</b>	<b>4957</b>	<b>665</b>	<b>1594</b>					





# VIII

## Group A

### Offenses By

#### Contributor



<b>COUNTY SHERIFFS &amp; STATE POLICE</b>	POPULATION	INCIDENT RATE PER 100,000	TOTAL INCIDENTS	Murder and Non- negligent Man- slaughter	Kidnaping/ Abduction	Forceible Rape	Other Forceible Sex Offenses	Robbery	Aggravated Assault	Simple Assault/ Intimida- tion	Arson	Extortion/ Blackmail
Accomack County SO State Police	31825	2934.79	934 151	1 0	0 1	12 1	10 0	20 0	23 1	257 0	0 0	0 0
Alleghany County SO State Police	12511	3045.32	381 34	0 0	0 0	2 1	7 1	0 0	8 0	151 0	1 0	0 0
Amelia County SO State Police	12100	3082.64	373 9	1 0	0 0	1 0	8 0	1 0	2 0	112 2	1 0	0 0
Amherst County SO State Police	29449	2747.12	809 19	1 0	1 0	8 0	15 0	5 0	9 2	147 2	5 0	0 0
Appomattox County SO State Police	13600	2477.94	337 24	0 0	0 0	5 0	5 0	2 0	2 1	69 1	1 0	0 0
Augusta County SO State Police	67100	2558.86	1717 120	3 0	7 1	16 1	26 0	4 0	36 3	340 13	3 0	0 0
Bath County SO <sup>7</sup> State Police	4900	20.40	1 16	0 0	0 0	0 0	0 0	0 0	0 0	1 0	0 0	0 0
Bedford County SO State Police	61200	2968.95	1817 39	0 0	5 0	6 0	27 0	3 0	38 4	554 1	8 0	1 0
Bland County SO State Police	7000	1428.57	100 27	0 0	1 0	0 0	1 0	0 2	0 0	6 1	1 0	0 0
Botetourt County SO State Police	31200	2519.23	786 63	2 0	2 0	8 0	15 0	3 0	23 3	143 6	1 0	0 0
Brunswick County SO State Police	17125	2668.61	457 59	2 0	3 0	0 0	6 0	4 0	12 1	46 0	5 0	0 0
Buchanan County SO State Police	24495	4347.82	1065 87	2 0	5 0	4 1	8 0	5 0	34 2	235 1	7 0	1 1
Buckingham County SO State Police	16100	2987.57	481 15	0 0	7 0	0 0	12 0	0 0	19 0	190 0	1 0	1 0
Campbell County SO State Police	46216	3405.74	1574 46	0 0	9 0	9 0	37 0	7 0	54 3	504 5	8 0	0 0
Caroline County SO State Police	21864	2195.38	480 75	3 1	0 0	6 0	11 1	6 1	83 1	130 2	3 2	0 0
Carroll County SO State Police	27093	3200.08	867 24	1 0	10 0	2 0	9 0	3 0	41 0	251 2	5 0	0 0
Charles City County SO State Police	7100	1450.70	103 10	0 0	0 0	0 0	8 0	2 0	7 2	33 2	0 0	0 0
Charlotte County SO State Police	12700	2645.66	336 59	0 0	2 0	4 0	0 0	3 0	15 0	152 0	0 0	0 0
Clarke County SO State Police	10437	3602.56	376 21	1 0	0 0	2 0	6 0	0 0	33 1	49 1	0 0	1 0
Craig County SO State Police	5100	1960.78	100 21	0 0	0 0	1 0	0 0	0 0	3 0	25 1	0 0	0 0
Culpeper County SO State Police	27836	2442.87	680 131	1 0	12 0	3 1	31 1	1 0	23 3	213 7	0 0	1 0
Cumberland County SO State Police	9300	2311.82	215 6	0 0	1 0	3 0	4 0	0 0	10 1	90 0	2 0	0 0
Dickenson County SO State Police	14041	1744.88	245 20	0 0	1 0	2 1	2 0	0 0	8 0	19 0	5 0	0 0
Dinwiddie County SO State Police	24859	3938.21	979 29	2 0	1 0	3 0	3 0	4 0	4 0	23 3	2 0	0 0

Burglary	Larceny	Motor Vehicle Theft	Counterfeiting/ Forgery	Fraud	Embezzlement	Stolen Property	Destruction/ Damage/ Vandalism	Drug/ Narcotic Offenses	Non-forcible Sex Offenses	Pornography	Gambling	Prostitution	Bribery	Weapon Law Violation
904	32820	443	2110	2412	103	00	16311	989	10	00	00	00	00	217
400	993	131	90	21	40	00	700	3325	00	00	00	00	00	102
301	1160	70	40	40	00	10	850	585	00	00	00	00	10	171
530	2834	303	820	211	50	00	1282	1004	00	00	00	30	00	191
310	1284	60	260	24	10	00	451	5112	00	00	00	00	00	151
1502	75331	5415	1131	8011	280	70	3988	8436	21	10	00	00	00	387
01	04	00	02	00	00	00	01	07	00	00	00	00	00	02
1200	5766	423	310	614	70	20	3921	10523	20	20	00	20	00	580
280	4911	60	20	00	00	00	430	711	00	00	00	00	00	02
570	27514	174	170	241	50	60	2001	7632	00	10	00	00	00	147
740	1803	130	121	30	10	20	1110	3050	10	10	00	00	00	96
2133	52436	537	3210	303	00	70	1508	4618	10	00	00	00	00	404
401	1185	12	90	70	00	20	1022	357	00	00	00	00	00	150
1010	52410	293	730	785	80	30	2822	7716	10	30	00	00	00	403
450	15222	1113	50	90	80	20	606	3329	20	00	00	00	00	153
1290	34712	380	90	220	00	100	2012	878	00	00	00	00	00	590
152	322	30	00	20	00	20	120	165	00	00	00	00	00	80
300	671	170	100	111	00	50	270	8262	10	00	00	00	00	150
170	1603	180	91	30	50	10	1021	1213	00	01	00	00	00	42
61	53	00	02	03	00	00	22	5610	00	00	00	00	00	20
392	1846	152	62	225	322	10	1433	29100	10	00	00	00	00	236
200	550	21	90	32	00	00	160	62	00	00	00	10	00	170
631	1320	06	53	13	00	00	541	104	00	00	00	00	00	81
540	5763	201	71	241	20	60	1400	17521	00	00	00	00	00	41



<b>COUNTY SHERIFFS &amp; STATE POLICE</b>	POPULATION	INCIDENT RATE PER 100,000	TOTAL INCIDENTS	Murder and Non- negligent Man- slaughter	Kidnaping/ Abduction	Forcible Rape	Other Forcible Sex Offenses	Robbery	Aggravated Assault	Simple Assault/ Intimida- tion	Arson	Extortion/ Blackmail
Essex County SO State Police	8132	2348.74	191 12	0 0	0 0	6 0	1 1	0 0	8 0	46 0	2 0	0 0
Fauquier County SO State Police	53730	3528.75	1896 96	1 1	15 0	10 0	21 0	12 0	50 0	438 3	21 0	1 0
Floyd County SO State Police	14500	2248.27	326 18	0 0	0 0	0 0	0 1	0 1	0 2	0 1	1 0	0 0
Fluvanna County SO State Police	23800	2739.49	652 11	0 0	4 0	8 0	5 0	3 0	14 0	262 3	3 0	0 0
Franklin County SO State Police	45034	2176.13	980 44	1 0	0 0	11 0	19 0	9 0	35 1	109 1	1 0	0 0
Frederick County SO State Police	62039	4385.95	2721 191	2 0	9 0	10 0	40 0	15 0	45 5	658 10	6 0	0 0
Giles County SO State Police	9710	998.97	97 12	0 0	2 0	0 0	6 0	0 0	20 2	77 1	0 0	0 0
Gloucester County SO State Police	35400	3581.92	1268 132	0 0	1 0	8 0	14 0	1 0	27 0	329 0	12 0	0 0
Goochland County SO State Police	18400	1657.60	305 13	1 1	0 0	1 0	0 0	1 0	24 0	4 0	2 0	0 0
Grayson County SO State Police	15215	2287.21	348 14	1 0	4 0	2 0	3 0	1 0	15 0	102 0	1 0	0 0
Greene County SO State Police	16600	1783.13	296 5	4 0	1 0	3 0	7 0	0 0	9 0	68 1	3 0	1 0
Greensville County SO State Police	12200	3229.50	394 15	0 0	0 0	5 0	6 0	6 0	48 2	21 0	0 0	0 0
Halifax County SO State Police	26720	2810.62	751 113	4 0	4 0	5 0	14 0	7 1	15 0	143 1	3 0	0 0
Hanover County SO State Police	86381	3115.26	2691 74	1 0	7 0	6 0	17 0	13 0	28 2	522 4	12 0	0 0
Henry County SO State Police	55600	5246.40	2917 81	5 0	13 0	21 0	32 0	38 0	157 11	545 2	10 0	0 0
Highland County SO <sup>4</sup> State Police	2400	291.66	7 5	0 0	0 0	0 0	0 0	0 0	0 0	0 0	1 0	0 0
Isle of Wight County SO State Police	24576	3320.31	816 100	0 0	5 0	2 0	16 0	6 0	25 1	192 0	2 0	0 0
King & Queen County SO <sup>0</sup> State Police	6800		0 11	0 0	0 0	0 0	0 0	0 0	0 0	0 2	0 0	0 0
King George County SO State Police	18100	4972.37	900 11	1 1	1 0	4 0	12 0	3 0	26 0	257 5	1 0	0 0
King William County SO State Police	11034	1169.11	129 11	1 1	1 0	2 0	4 0	0 0	3 0	46 1	0 0	0 0
Lancaster County SO State Police	10256	2330.34	239 7	0 0	1 0	1 0	0 0	1 0	6 0	40 0	1 0	0 0
Lee County SO State Police	22024	3232.83	712 21	1 0	3 0	4 0	5 0	6 0	45 0	191 0	5 6	0 0
Loudoun County SO State Police	191273	3599.56	6885 63	0 0	27 1	23 0	28 0	39 1	152 1	1657 1	51 0	4 1
Louisa County SO <sup>7</sup> State Police	25599	1894.60	485 53	1 0	1 0	4 1	5 1	5 0	12 2	70 9	1 0	0 0

Burglary	Larceny	Motor Vehicle Theft	Counterfeiting/ Forgery	Fraud	Embezzlement	Stolen Property	Destruction/ Damage/ Vandalism	Drug/ Narcotic Offenses	Non-forcible Sex Offenses	Pornography	Gambling	Prostitution	Bribery	Weapon Law Violation
201	673	51	21	14	00	00	490	103	00	00	00	00	00	70
1102	57612	463	152	8613	82	10	6002	17056	10	20	00	00	00	552
130	1592	151	80	00	00	12	1521	58	00	00	00	00	00	144
360	1683	141	120	290	00	10	1160	355	40	10	00	00	00	141
780	4162	494	161	3920	50	20	2641	6512	20	10	00	00	00	81
2461	111617	815	8628	5231	101	60	73612	99107	11	31	00	00	00	422
30	15	01	01	01	01	00	01	11	20	00	00	00	00	30
340	4407	222	200	253	70	00	2112	194118	10	10	00	10	00	185
410	1450	150	90	131	00	40	1090	410	00	00	00	00	00	41
500	974	120	90	12	00	30	652	356	30	00	00	00	00	100
130	671	80	81	80	10	00	840	342	00	10	00	00	00	150
50	1970	170	11	71	00	60	640	1712	00	00	00	00	00	21
973	3378	144	60	35	00	00	1195	5597	00	00	00	00	00	172
1090	9407	571	942	7316	101	140	4140	44141	20	20	80	10	00	594
3080	13939	10510	1854	849	240	10	4615	13634	00	20	00	10	00	447
20	40	00	00	01	00	00	30	05	00	00	00	00	00	01
370	2891	212	60	278	10	50	2080	2385	00	00	00	00	00	295
00	00	01	01	01	00	00	03	03	00	00	00	00	00	01
331	2881	230	180	270	80	90	1941	1474	00	00	10	170	00	280
130	462	20	41	10	00	10	50	256	00	10	00	00	00	102
480	1010	90	40	80	20	10	690	87	00	00	00	00	00	70
1330	3022	135	210	07	00	00	550	341	00	00	00	00	00	10
3371	281214	1814	10110	4919	690	700	18276	37417	11	40	00	30	00	1821
400	2127	90	51	71	110	01	1510	2130	30	01	00	00	00	72

<b>COUNTY SHERIFFS &amp; STATE POLICE</b>	POPULATION	INCIDENT RATE PER 100,000	TOTAL INCIDENTS	Murder and Non- negligent Man- slaughter	Kidnaping/ Abduction	Forcible Rape	Other Forcible Sex Offenses	Robbery	Aggravated Assault	Simple Assault/ Intimida- tion	Arson	Extortion/ Blackmail
Lunenburg County SO State Police	9926	2286.92	227 61	0 0	4 0	2 5	8 0	2 0	0 0	45 3	3 0	0 0
Madison County SO State Police	13300	977.44	130 31	0 1	1 0	1 0	1 0	1 0	1 1	48 0	1 0	0 0
Mathews County SO State Police	9500	1705.26	162 5	0 0	0 0	0 0	3 0	0 0	2 0	43 0	1 0	0 0
Mecklenburg County SO State Police	23593	3102.61	732 107	1 0	0 0	4 0	16 0	14 0	28 2	132 1	4 0	0 0
Middlesex County SO State Police	9900	2656.56	263 43	0 0	0 0	0 0	0 0	0 0	7 0	39 0	1 0	0 0
Montgomery County SO State Police	28480	5042.13	1436 172	0 1	6 0	8 0	23 0	3 1	21 3	498 2	6 0	1 0
Nelson County SO State Police	14800	2756.75	408 31	0 0	3 0	5 0	5 0	1 0	10 0	64 2	0 0	0 0
New Kent County SO State Police	14700	3401.36	500 37	0 0	3 0	0 0	8 0	1 0	15 0	160 1	1 0	1 0
Northampton County SO State Police	10330	3591.48	371 72	0 0	5 0	5 0	3 1	6 0	7 0	86 0	1 0	0 0
Northumberland County SO State Police	12700	3417.32	434 5	0 0	0 0	4 0	5 0	2 0	9 0	67 1	0 0	0 0
Nottoway County SO State Police	9258	1739.03	161 9	0 0	1 0	1 0	2 0	0 0	9 0	49 0	1 0	0 0
Orange County SO State Police	22279	1750.52	390 91	0 0	0 0	0 0	13 3	3 0	8 0	96 2	2 0	0 0
Page County SO State Police	15725	1736.08	273 117	0 0	2 0	5 0	15 0	1 0	8 3	41 4	3 0	2 0
Patrick County SO State Police	19200	3708.33	712 26	0 0	0 0	1 0	10 0	2 0	24 0	138 0	4 1	0 0
Pittsylvania County SO State Police	57429	2094.76	1203 103	3 2	8 0	13 1	29 1	10 0	52 3	536 1	2 3	0 0
Powhatan County SO State Police	24900	1847.38	460 39	0 0	2 0	1 0	9 10	3 0	5 3	95 14	1 0	0 0
Prince Edward County SO <sup>6</sup> State Police	13155	494.10	65 12	0 0	0 0	1 0	2 0	0 0	7 2	32 1	0 0	0 0
Pulaski County SO State Police	22339	4131.78	923 38	0 0	3 0	5 0	15 0	4 0	22 0	159 0	4 0	0 0
Rappahannock County SO <sup>11</sup> State Police	6900	1000.00	69 13	1 0	1 0	0 0	0 0	0 0	1 0	20 2	1 0	0 0
Richmond County SO State Police	8025	1333.33	107 8	0 0	0 0	2 0	0 0	1 0	3 1	32 1	2 0	0 0
Rockbridge County SO <sup>0</sup> State Police	20054		0 102	0 0	0 1	0 0	0 0	0 0	0 2	0 4	0 0	0 0
Rockingham County SO State Police	55766	1285.72	717 222	0 0	3 0	16 0	40 0	1 1	15 6	92 2	1 0	0 0
Russell County SO State Police	24982	2665.91	666 64	0 0	0 0	2 0	3 0	2 0	3 0	236 0	4 1	0 1
Scott County SO State Police	19708	3455.44	681 18	2 0	6 0	4 0	5 0	2 0	24 1	159 0	3 2	0 0

Burglary	Larceny	Motor Vehicle Theft	Counterfeiting/ Forgery	Fraud	Embezzlement	Stolen Property	Destruction/ Damage/ Vandalism	Drug/ Narcotic Offenses	Non-forcible Sex Offenses	Pornography	Gambling	Prostitution	Bribery	Weapon Law Violation
27 0	62 0	9 0	4 0	5 1	0 0	0 0	42 1	51 53	2 0	0 0	0 0	0 0	0 0	8 1
5 0	43 1	1 0	0 1	3 1	1 0	0 0	23 0	12 25	0 0	0 0	0 0	0 0	0 0	2 1
19 0	81 1	9 0	2 0	2 0	0 0	0 0	25 0	7 4	0 0	1 0	0 0	0 0	0 0	2 0
79 0	292 4	23 3	37 0	13 8	3 0	1 0	154 2	17 86	0 0	0 0	0 0	1 0	0 0	15 3
38 0	114 1	3 1	5 0	0 1	0 1	0 0	62 1	13 39	1 0	1 0	0 0	0 0	0 0	4 1
155 0	410 3	41 4	19 3	34 16	1 3	1 0	305 4	77 134	1 0	2 0	0 0	0 0	0 0	15 4
30 1	143 4	25 1	11 0	4 1	2 0	0 0	102 0	53 23	0 0	0 0	0 0	0 0	0 0	15 2
27 0	167 3	5 3	6 1	18 2	4 0	2 0	108 2	26 26	0 0	0 0	0 1	1 0	0 0	4 1
57 0	159 11	8 0	8 2	3 3	4 1	3 0	53 2	19 56	1 0	0 0	0 0	0 0	0 0	13 5
50 0	165 1	13 0	24 0	28 0	0 0	2 0	103 0	22 3	0 0	0 0	0 0	0 0	0 0	2 1
11 0	43 0	2 0	2 0	2 1	0 0	0 0	19 0	26 8	0 0	0 0	0 0	0 0	0 0	8 0
42 0	136 2	17 1	6 4	10 6	3 0	0 1	98 2	14 67	3 0	0 2	0 0	0 0	0 0	7 7
25 0	96 5	2 0	11 1	10 5	1 0	0 0	80 0	12 91	0 0	0 0	0 0	0 1	0 0	8 11
135 0	264 1	36 1	21 1	16 4	1 0	2 0	128 1	45 15	17 0	0 0	0 0	0 0	0 0	29 2
183 1	284 20	33 44	44 1	10 13	2 0	4 0	188 10	161 14	0 0	0 1	0 0	0 0	0 0	51 3
40 0	189 1	22 0	8 0	7 3	1 0	0 0	97 0	38 7	0 0	0 1	0 0	0 0	0 0	10 0
2 0	5 0	0 0	3 2	0 5	2 0	3 0	2 0	3 1	0 0	0 1	0 0	0 0	0 0	8 0
76 0	430 3	8 0	47 0	20 7	6 0	1 0	188 1	90 27	0 0	0 0	0 0	0 0	0 0	26 0
8 0	25 3	0 0	1 0	1 1	0 0	0 0	16 0	3 7	0 0	0 0	0 0	0 0	0 0	3 0
4 0	27 1	9 1	5 0	4 0	1 0	0 0	9 0	9 4	1 0	0 0	0 0	0 0	0 0	2 0
0 0	0 48	0 4	0 1	0 4	0 0	0 0	0 4	0 34	0 0	0 1	0 0	0 0	0 0	0 5
129 1	275 12	19 18	24 0	38 21	9 1	11 0	168 7	50 153	2 0	0 0	0 0	0 2	0 0	21 18
108 0	219 14	21 4	7 37	2 34	1 0	0 0	147 3	10 1	0 0	0 0	0 0	0 0	0 0	2 0
117 0	266 4	21 5	31 1	15 2	1 1	3 0	179 2	17 0	0 0	0 0	0 0	0 0	0 0	22 0

<b>COUNTY SHERIFFS &amp; STATE POLICE</b>	POPULATION	INCIDENT RATE PER 100,000	TOTAL INCIDENTS	Murder and Non- negligent Man- slaughter	Kidnaping/ Abduction	Forcible Rape	Other Forcible Sex Offenses	Robbery	Aggravated Assault	Simple Assault/ Intimida- tion	Arson	Extortion/ Blackmail
Shenandoah County SO State Police	25217	2537.97	640 265	0 0	0 0	1 0	1 0	0 0	14 7	171 3	1 0	0 0
Smyth County SO State Police	21920	4256.38	933 39	0 0	0 0	8 0	22 0	0 0	10 0	224 1	14 0	1 0
Southampton County SO State Police	15810	3554.71	562 45	2 0	0 0	0 0	7 0	3 0	20 0	121 0	1 0	1 0
Spotsylvania County SO State Police	108800	4739.88	5157 94	3 0	3 0	20 0	69 0	23 0	122 15	1025 2	10 0	0 0
Stafford County SO State Police	109700	4339.10	4760 78	7 0	25 0	29 0	68 0	32 0	74 6	1153 1	18 1	4 0
Surry County SO State Police	6700	3447.76	231 74	0 0	0 0	2 0	4 0	1 0	11 0	87 0	0 0	0 0
Sussex County SO State Police	9991	4133.72	413 36	0 0	1 0	1 0	2 0	3 0	13 4	127 2	0 0	0 0
Tazewell County SO State Police	29046	4248.43	1234 108	2 1	4 0	9 0	37 1	4 0	37 0	191 1	5 0	0 0
Warren County SO State Police	20011	2838.43	568 247	0 0	1 0	8 0	8 0	3 0	2 3	125 0	4 0	0 0
Washington County SO State Police	41565	4633.70	1926 32	2 0	9 0	14 0	35 0	1 0	40 6	320 1	4 3	0 0
Westmoreland County SO State Police	13472	2456.94	331 15	0 0	3 0	1 0	11 4	2 0	15 1	107 0	0 0	0 0
Wise County SO State Police	27365	3756.62	1028 24	2 0	13 0	11 0	6 0	0 0	68 0	406 0	7 0	0 0
Wythe County SO State Police	18546	2636.68	489 143	0 0	2 0	5 0	5 0	1 1	12 0	43 4	1 0	0 0
York County SO State Police	60400	4077.81	2463 184	0 0	22 0	11 0	26 0	16 0	43 0	465 0	19 0	1 0
<b>COUNTY POLICE &amp; STATE POLICE</b>												
Albemarle County PD State Police	88400	4613.12	4078 52	5 0	7 0	34 0	45 0	18 1	71 3	1042 1	14 0	3 0
Arlington County PD State Police	192900	5079.31	9798 22	3 0	24 0	30 0	78 0	208 0	204 1	1319 0	8 0	3 0
Chesterfield County PD State Police	275600	6107.76	16833 155	13 0	41 0	53 0	200 2	193 0	281 7	4343 6	83 0	1 0
Fairfax County PD State Police	975992	3687.94	35994 265	6 0	90 0	54 0	128 1	355 1	237 22	6486 15	119 0	4 0
Henrico County PD State Police	275100	7161.75	19702 160	20 1	70 0	33 0	40 0	334 0	285 2	3584 6	118 0	0 0
James City County PD State Police	53100	4583.80	2434 92	1 0	26 0	18 0	28 0	19 0	40 2	698 0	6 0	0 0
Prince George County PD State Police	35800	2916.20	1044 39	1 0	0 0	8 0	12 0	14 0	22 1	175 0	4 0	0 0
Prince William County PD State Police	320964	4824.52	15485 191	9 0	52 0	31 1	139 0	199 1	305 5	2901 10	81 0	3 1
Roanoke County PD State Police	79618	4217.63	3358 48	1 0	19 0	13 0	42 0	16 0	172 4	1275 0	15 0	1 0

Burglary	Larceny	Motor Vehicle Theft	Counterfeiting/ Forgery	Fraud	Embezzlement	Stolen Property	Destruction/ Damage/ Vandalism	Drug/ Narcotic Offenses	Non-forcible Sex Offenses	Pornography	Gambling	Prostitution	Bribery	Weapon Law Violation
56 5	174 13	14 3	14 2	34 9	3 0	1 0	210 4	34 220	0 0	0 0	0 0	0 0	0 0	20 14
67 0	285 5	22 4	21 0	21 0	2 0	0 0	229 3	64 25	0 0	0 0	0 0	0 0	0 0	31 3
52 0	237 3	20 3	10 0	10 3	3 0	3 0	111 0	27 35	1 0	0 0	0 0	0 0	0 0	11 2
205 0	1854 15	87 7	72 1	218 4	66 0	11 0	1253 7	420 51	1 0	2 1	0 0	7 0	0 0	106 1
210 0	1587 9	149 3	107 3	176 5	34 0	26 1	1260 10	658 42	1 0	5 1	0 0	2 0	0 0	103 7
29 0	71 1	1 0	6 0	4 0	1 0	1 0	41 0	8 72	1 0	0 0	0 0	0 0	0 0	6 1
32 0	139 6	10 1	11 2	10 3	0 0	1 0	73 0	42 19	0 0	0 0	0 0	0 0	0 0	13 1
189 2	505 16	41 2	28 43	53 68	4 0	2 0	310 10	68 7	1 0	0 0	0 0	0 0	0 0	14 7
40 0	211 3	22 2	15 1	15 7	1 0	2 0	115 1	18 230	1 0	0 0	0 0	0 0	0 0	13 3
154 2	855 8	55 3	131 4	149 3	53 0	8 0	335 4	105 3	1 0	1 0	0 0	0 0	0 0	35 0
34 0	115 1	20 0	5 1	15 0	0 0	1 0	61 3	17 5	0 0	0 0	0 0	0 0	0 0	18 1
110 1	286 6	35 2	16 3	15 9	0 0	1 0	209 3	75 1	0 0	0 0	1 0	0 0	0 0	38 1
24 3	169 90	19 5	15 3	8 6	0 1	12 0	74 4	167 31	0 0	0 0	0 0	1 0	0 0	22 3
134 0	976 0	43 1	54 0	101 0	35 0	7 0	739 0	247 183	1 0	0 0	0 0	0 0	0 0	36 2
248 0	1557 2	89 2	48 1	316 19	56 0	2 0	1136 1	300 21	0 0	8 0	0 0	0 0	0 0	64 4
374 0	4006 1	599 0	215 2	912 2	74 0	104 0	1438 1	924 15	1 0	7 0	10 0	28 0	1 0	94 1
1412 0	6662 7	471 6	257 2	769 20	127 1	29 0	4220 0	1428 107	9 0	8 0	0 0	29 0	2 0	382 12
461 1	14978 14	1462 6	244 24	1284 21	219 3	12 0	11922 6	1455 157	0 0	11 1	34 0	89 0	2 0	552 10
1632 0	9432 14	782 2	370 3	504 23	38 0	39 0	4205 1	1179 102	8 0	3 0	0 0	9 0	1 0	269 10
144 0	828 4	79 0	44 0	85 0	18 0	4 0	659 0	166 88	1 0	2 0	0 0	0 0	0 0	50 1
69 0	448 1	18 1	20 0	24 1	5 0	4 0	219 0	160 34	4 0	0 0	0 0	0 0	0 0	27 2
983 0	5870 21	788 3	280 2	837 35	151 2	52 0	2681 6	1544 104	14 0	5 2	2 0	2 0	0 0	326 10
258 0	1016 6	95 4	157 0	291 19	31 0	1 0	484 0	296 15	0 0	2 0	0 0	1 0	0 0	51 2

TOWNS	POPULATION	INCIDENT RATE PER 100,000	TOTAL INCIDENTS	Murder and Non-negligent Man-slaughter	Kidnaping/Abduction	Forcible Rape	Other Forcible Sex Offenses	Robbery	Aggravated Assault	Simple Assault/Intimidation	Arson	Extortion/Blackmail
Abingdon PD	7780	9061.69	705	0	2	3	3	4	8	97	0	0
Altavista PD	3425	4905.10	168	1	3	1	0	0	5	38	1	0
Amherst PD	2251	3509.55	79	0	0	0	1	0	6	10	0	0
Appalachia PD	1839	6960.30	128	0	0	1	1	0	14	64	2	0
Ashland PD	6619	8384.95	555	1	2	4	5	9	5	98	1	0
Berryville PD	2963	4758.69	141	0	0	0	2	1	3	21	2	0
Big Stone Gap PD	4856	6528.00	317	0	0	1	1	1	5	61	3	0
Blacksburg PD	39573	3995.14	1581	0	3	6	6	7	47	226	3	0
Blackstone PD <sup>11</sup>	3675	6775.51	249	0	2	0	3	1	13	55	0	0
Bluefield PD	5078	6557.69	333	0	0	0	0	1	2	26	1	0
Bowling Green PD <sup>0</sup>	936		0	0	0	0	0	0	0	0	0	0
Boykins PD <sup>0</sup>	620		0	0	0	0	0	0	0	0	0	0
Bridgewater PD	5203	1153.18	60	0	1	0	0	0	1	3	0	0
Broadway PD	2192	1824.81	40	0	0	0	0	0	1	3	0	0
Brookneal PD <sup>5</sup>	1259	397.14	5	0	0	0	1	1	0	1	0	0
Burkeville PD <sup>0</sup>	489		0	0	0	0	0	0	0	0	0	0
Cape Charles PD <sup>11</sup>	1134	2204.58	25	0	0	0	1	0	1	4	0	0
Cedar Bluff PD	1085	4976.95	54	0	0	0	0	1	1	2	1	0
Chase City PD	2457	7448.10	183	0	1	2	1	3	8	44	0	0
Chatham PD	1338	1046.33	14	0	0	0	0	0	0	1	0	0
Chilhowie PD	1827	3886.15	71	0	0	0	0	0	1	10	0	0
Chincoteague PD	4317	4169.56	180	0	0	0	1	3	0	44	1	0
Christiansburg PD	16947	5658.81	959	0	4	2	10	6	8	189	2	0
Clarksville PD	1329	5342.36	71	0	1	0	0	0	4	15	0	0
Clifton Forge PD	4289	4966.19	213	0	0	1	0	0	7	49	2	0
Clinchco PD <sup>0</sup>	424		0	0	0	0	0	0	0	0	0	0
Clintwood PD	1549	4002.58	62	0	0	0	0	0	0	2	0	0
Coeburn PD <sup>0</sup>	1996		0	0	0	0	0	0	0	0	0	0
Colonial Beach PD	3228	5235.43	169	0	2	4	4	2	13	34	1	0
Courtland PD	1270		0	0	0	0	0	0	0	0	0	0
Crewe PD <sup>11</sup>	2378	4835.99	115	0	0	0	0	0	3	8	0	0
Culpeper PD	9664	10068.29	973	1	0	6	5	7	23	252	3	0
Damascus PD <sup>10</sup>	981	6320.08	62	0	0	0	0	0	1	13	0	0
Dayton PD	1344	1562.50	21	0	0	0	0	0	0	1	0	0
Dublin PD	2288	5244.75	120	0	0	0	0	0	2	13	2	0
Dumfries PD	4937	8000.81	395	0	6	0	0	19	14	49	0	1
Edinburg PD <sup>10</sup>	813	984.00	8	0	0	0	0	0	0	1	0	0
Elkton PD	2042	146.91	3	0	0	1	0	0	0	1	0	0

Burglary	Larceny	Motor Vehicle Theft	Counterfeiting/ Forgery	Fraud	Embezzlement	Stolen Property	Destruction/ Damage/ Vandalism	Drug/ Narcotic Offenses	Non-forcible Sex Offenses	Pornography	Gambling	Prostitution	Bribery	Weapon Law Violation
38	341	30	49	54	10	3	98	18	1	0	0	0	1	4
9	61	8	11	5	0	0	39	17	0	0	0	0	0	3
5	25	0	0	0	0	0	34	5	0	0	0	0	0	1
1	26	1	0	0	0	5	9	2	0	0	0	0	0	2
18	278	18	13	22	0	0	158	20	0	0	0	2	0	11
8	54	4	2	6	0	0	43	15	1	0	0	0	0	0
13	163	8	11	0	0	1	66	10	0	0	0	0	0	4
108	674	33	29	39	6	9	545	52	0	2	0	0	0	19
11	102	7	8	7	5	0	57	7	0	0	0	0	0	3
4	187	5	36	10	1	0	59	9	0	0	0	0	0	0
0	0	0	0	0	0	0	0	0	0	0	0	0	0	0
0	0	0	0	0	0	0	0	0	0	0	0	0	0	0
10	26	2	1	1	0	0	13	9	0	0	0	0	0	3
7	24	3	1	0	0	0	7	2	0	0	0	0	0	1
0	0	0	0	0	0	0	1	0	0	0	0	0	0	1
0	0	0	0	0	0	0	0	0	0	0	0	0	0	0
2	11	0	0	0	0	0	4	1	1	0	0	0	0	0
6	29	1	2	1	0	0	17	2	0	0	0	0	0	0
17	59	1	3	2	1	1	49	12	0	0	0	0	0	2
0	9	0	1	0	0	0	4	0	0	0	0	0	0	0
2	19	3	7	0	0	0	15	18	0	0	0	0	0	1
13	72	7	0	0	1	1	52	6	0	0	0	0	0	1
46	437	15	41	46	27	0	162	65	0	0	0	0	0	12
5	20	0	2	1	0	0	11	14	0	0	0	0	0	3
23	72	4	5	2	0	1	55	31	0	0	0	0	0	8
0	0	0	0	0	0	0	0	0	0	0	0	0	0	0
8	28	1	6	2	0	0	12	6	0	0	0	0	0	0
0	0	0	0	0	0	0	0	0	0	0	0	0	0	0
20	53	10	2	2	0	2	46	5	0	0	0	1	0	5
0	0	0	0	0	0	0	0	0	0	0	0	0	0	0
0	65	5	2	1	1	0	29	0	0	0	0	0	0	1
21	268	13	37	75	14	6	199	172	3	1	0	1	0	18
5	23	4	2	1	0	0	18	3	0	0	0	0	0	0
2	7	3	0	0	0	0	9	0	0	0	0	0	0	0
6	53	4	10	3	1	2	24	4	0	0	0	0	0	3
57	149	32	4	5	3	3	119	29	0	1	0	0	0	3
0	4	0	0	0	0	0	2	2	0	0	0	0	0	0
1	0	0	0	0	0	0	0	0	0	0	0	0	0	0



TOWNS	POPULATION	INCIDENT RATE PER 100,000	TOTAL INCIDENTS	Murder and Non-negligent Man-slaughter	Kidnaping/ Abduction	Forcible Rape	Other Forcible Sex Offenses	Robbery	Aggravated Assault	Simple Assault/ Intimidation	Arson	Extortion/ Blackmail
Exmore PD <sup>0</sup>	1136		0	0	0	0	0	0	0	0	0	0
Farmville PD	6845	3871.43	265	0	0	0	0	0	9	28	0	0
Fries PD	614	162.86	1	0	0	0	0	0	0	0	0	0
Front Royal PD	13589	8955.77	1217	0	10	6	13	12	14	316	4	0
Gate City PD <sup>3</sup>	2159	648.44	14	0	0	0	0	0	1	4	0	0
Glade Springs PD <sup>10</sup>	1374	1310.04	18	0	0	0	0	0	0	2	0	0
Glasgow PD <sup>0</sup>	1046		0	0	0	0	0	0	0	0	0	0
Glen Lyn PD	151	7947.01	12	0	0	0	0	0	2	1	0	0
Gordonsville PD	1498	4472.63	67	0	0	0	0	0	4	13	0	0
Gretna PD	1257	1591.08	20	0	0	0	0	0	0	2	0	0
Grottoes PD	2114	1655.62	35	0	0	0	0	0	2	4	0	0
Grundy PD	1105	2352.94	26	0	0	0	0	0	2	1	0	0
Halifax PD	1389	2015.83	28	0	0	0	0	0	0	10	0	0
Haymarket PD	879	2389.07	21	0	0	0	0	0	0	5	0	0
Haysi PD	186	537.63	1	0	0	0	0	0	0	0	0	0
Herndon PD	21655	6368.04	1379	0	1	3	12	16	33	339	0	0
Hillsville PD	2607	6674.33	174	0	0	0	1	0	7	7	0	0
Honaker PD	945	3386.24	32	0	0	0	0	0	1	17	0	0
Hurt PD <sup>9</sup>	1276	940.43	12	0	0	1	0	0	2	1	0	0
Independence PD	971	1441.81	14	0	0	0	0	0	0	7	0	0
Jonesville PD	995	1608.04	16	0	0	0	0	0	2	1	0	0
Kenbridge PD	1253	3431.76	43	0	1	1	2	1	2	19	0	0
Kilmarnock PD <sup>0</sup>	1244		0	0	0	0	0	0	0	0	0	0
LaCrosse PD	618	8090.61	50	0	0	0	0	0	1	3	0	0
Lawrenceville PD	1275	4235.29	54	0	0	0	0	0	2	6	0	0
Lebanon PD	3273	9318.66	305	0	1	2	1	1	2	18	1	0
Leesburg PD	28311	7823.81	2215	1	8	15	20	16	71	603	5	0
Louisa PD <sup>0</sup>	1401		0	0	0	0	0	0	0	0	0	0
Luray PD	4871	1047.01	51	0	0	0	0	0	1	0	0	0
Marion PD	6349	7134.98	453	0	1	3	4	2	13	95	6	1
McKenney PD <sup>0</sup>	441		0	0	0	0	0	0	0	0	0	0
Middleburg PD	632	7436.70	47	0	0	1	0	0	0	4	0	0
Middletown PD	1015	4630.54	47	0	0	0	0	1	1	10	0	0
Mt. Jackson PD	1664	4326.92	72	0	0	0	0	0	0	6	0	0
Narrows PD	2111	3505.44	74	0	0	1	3	0	0	8	0	0
New Market PD	1637	2687.84	44	0	0	0	0	0	1	7	0	0
Occoquan PD	759	922.26	7	0	0	0	0	0	0	0	0	0
Onancock PD	1525	4852.45	74	0	0	0	0	0	1	10	0	0

Burglary	Larceny	Motor Vehicle Theft	Counterfeiting/ Forgery	Fraud	Embezzlement	Stolen Property	Destruction/ Damage/ Vandalism	Drug/ Narcotic Offenses	Non-forcible Sex Offenses	Pornography	Gambling	Prostitution	Bribery	Weapon Law Violation
0	0	0	0	0	0	0	0	0	0	0	0	0	0	0
7	127	8	14	4	7	0	36	24	0	0	0	0	0	2
0	0	0	0	0	0	0	1	0	0	0	0	0	0	0
48	465	32	35	38	13	1	303	58	3	1	0	0	0	9
1	2	1	1	0	0	0	4	1	0	0	0	0	0	0
1	10	0	0	1	0	0	7	0	0	0	0	0	0	0
0	0	0	0	0	0	0	0	0	0	0	0	0	0	0
0	4	0	0	1	0	0	4	1	0	0	0	0	0	0
4	18	0	4	0	1	0	14	13	0	0	0	0	0	4
1	11	0	0	0	0	0	6	2	0	0	0	0	0	0
6	17	0	1	0	0	0	4	5	0	0	0	0	0	1
1	15	2	0	0	0	0	4	2	0	0	0	0	0	0
1	12	0	0	0	0	0	9	1	0	0	0	0	0	0
1	6	1	1	0	0	0	1	6	0	0	0	0	0	1
0	1	0	0	0	0	0	0	0	0	0	0	0	0	0
31	522	34	23	36	7	4	334	85	7	0	0	1	0	11
9	98	5	9	3	0	2	49	8	0	0	0	0	0	1
4	9	1	0	0	0	0	3	1	0	0	0	0	0	1
0	1	0	4	0	0	0	0	3	0	0	0	0	0	0
0	5	0	0	0	0	1	0	1	0	0	0	0	0	0
0	8	0	0	0	0	0	5	0	0	0	0	0	0	0
5	9	1	3	0	0	0	3	2	0	0	0	0	0	0
0	0	0	0	0	0	0	0	0	0	0	0	0	0	0
1	23	0	2	0	0	0	1	19	0	0	0	0	0	2
7	23	1	3	0	1	0	10	1	0	0	0	0	0	0
10	169	6	27	5	6	0	52	12	0	0	0	0	0	3
81	812	58	34	97	26	16	422	198	1	0	0	1	0	40
0	0	0	0	0	0	0	0	0	0	0	0	0	0	0
2	24	3	3	0	0	0	22	0	0	0	0	0	0	0
19	157	7	21	14	4	4	81	52	1	1	0	0	0	6
0	0	0	0	0	0	0	0	0	0	0	0	0	0	0
3	21	0	1	2	1	1	16	0	0	0	0	0	0	1
0	16	6	1	0	0	0	11	3	0	0	0	0	0	1
5	42	1	4	0	1	1	24	1	0	0	0	0	0	0
3	22	4	0	2	0	0	25	9	0	0	0	0	0	0
3	15	3	1	3	0	0	9	4	0	0	0	0	0	0
0	5	0	0	0	0	0	2	0	0	0	0	0	0	0
1	38	2	0	0	0	0	23	1	0	0	0	0	0	0

TOWNS	POPULATION	INCIDENT RATE PER 100,000	TOTAL INCIDENTS	Murder and Non-negligent Man-slaughter	Kidnaping/Abduction	Forcible Rape	Other Forcible Sex Offenses	Robbery	Aggravated Assault	Simple Assault/Intimidation	Arson	Extortion/Blackmail
Onley PD	496	17741.93	88	0	0	0	0	0	0	3	0	0
Orange PD	4123	4656.80	192	0	1	2	2	2	9	63	1	1
Parksley PD <sup>0</sup>	837		0	0	0	0	0	0	0	0	0	0
Pearisburg PD	2729		0	0	0	0	0	0	0	0	0	0
Pembroke PD	1134	264.55	3	0	0	2	1	0	0	0	0	0
Pennington Gap PD	1781	280.74	5	0	0	0	0	0	0	0	0	0
Pocahontas PD <sup>4</sup>	441	907.02	4	0	0	0	0	0	0	1	0	0
Pound PD	1089	5785.12	63	0	0	0	0	1	2	10	0	0
Pulaski PD	9473	8972.87	850	0	2	9	12	3	28	103	0	0
Purcellville PD	3584	613.83	22	0	0	0	0	0	0	1	0	0
Quantico PD	561	3565.06	20	0	0	1	0	0	0	3	0	0
Rich Creek PD <sup>0</sup>	665		0	0	0	0	0	0	0	0	0	0
Richlands PD	4144	10883.20	451	0	0	4	0	1	5	69	2	0
Rocky Mount PD	4066	6714.21	273	0	1	2	0	2	7	26	0	0
Rural Retreat PD	1350		0	0	0	0	0	0	0	0	0	0
Saltville PD	2204	6442.83	142	0	0	0	2	0	1	15	0	0
Shenandoah PD	1878	3674.12	69	0	0	0	0	0	2	4	0	0
Smithfield PD	6324	11148.00	705	1	1	0	4	6	10	153	4	0
South Boston PD	8491	8514.89	723	0	0	0	1	18	17	94	1	0
South Hill PD	4403	8062.68	355	0	0	3	2	5	12	50	0	0
St. Paul PD <sup>8</sup>	1000		0	0	0	0	0	0	0	0	0	0
Stanley PD <sup>9</sup>	1326	377.07	5	0	0	0	0	0	0	0	0	0
Stephens City PD	1146	6020.94	69	0	0	0	0	0	0	21	0	0
Strasburg PD	4017	4107.54	165	0	0	3	0	0	1	38	0	0
Tappahannock PD	2068	12475.82	258	0	0	1	1	5	2	53	0	0
Tazewell PD	4206	5896.33	248	0	2	2	1	1	3	50	0	0
Timberville PD	1739	1840.13	32	0	0	1	0	0	3	10	0	0
Victoria PD	1821	2031.85	37	0	0	0	0	0	5	0	0	0
Vienna PD <sup>0</sup>	14453		0	0	0	0	0	0	0	0	0	0
Vinton PD	7782	8493.96	661	0	3	2	2	2	7	179	4	0
Warrenton PD	6670	7466.26	498	1	1	3	0	4	14	91	0	0
Warsaw PD	1375	4000.00	55	0	0	1	0	1	0	3	0	0
Waverly PD	2309	1169.33	27	0	0	0	1	0	1	0	0	0
Weber City PD	1333	4801.20	64	0	0	0	0	0	1	13	0	0
West Point PD	2866	5094.20	146	0	1	0	1	3	4	25	0	0
Wise PD	3255	7557.60	246	0	0	0	4	1	8	45	0	0
Woodstock PD	3952	4073.88	161	0	0	3	0	0	6	12	0	0
Wytheville PD	7804	10648.38	831	1	0	5	9	5	9	108	5	0

Burglary	Larceny	Motor Vehicle Theft	Counterfeiting/ Forgery	Fraud	Embezzlement	Stolen Property	Destruction/ Damage/ Vandalism	Drug/ Narcotic Offenses	Non-forcible Sex Offenses	Pornography	Gambling	Prostitution	Bribery	Weapon Law Violation
2	57	2	5	0	2	1	5	14	0	0	0	0	0	0
8	83	10	1	2	3	1	13	10	0	0	0	0	0	7
0	0	0	0	0	0	0	0	0	0	0	0	0	0	0
0	0	0	0	0	0	0	0	0	0	0	0	0	0	0
0	1	0	0	0	0	0	0	0	0	0	0	0	0	0
1	1	0	0	0	0	0	1	1	1	0	0	0	0	0
0	1	0	0	0	0	0	2	0	0	0	0	0	0	0
2	21	2	4	0	0	2	8	18	0	0	0	0	0	0
62	307	25	58	15	1	4	174	160	2	1	0	0	0	14
0	10	0	2	1	0	0	7	2	0	0	0	0	0	0
0	3	4	0	0	0	0	9	0	0	0	0	0	0	0
0	0	0	0	0	0	0	0	0	0	0	0	0	0	0
41	131	7	34	42	1	0	103	96	0	0	0	0	0	3
14	124	4	11	6	1	1	47	53	0	0	0	0	0	8
0	0	0	0	0	0	0	0	0	0	0	0	0	0	0
8	37	2	2	1	0	0	68	11	0	0	0	0	0	3
1	18	0	1	0	0	0	26	21	0	0	0	0	0	0
20	296	18	13	36	4	1	185	28	0	0	0	0	0	21
73	375	12	19	6	4	1	143	31	0	1	0	0	0	17
32	154	12	27	2	5	2	78	4	0	1	0	0	0	5
0	0	0	0	0	0	0	0	0	0	0	0	0	0	0
0	2	0	0	0	0	0	3	0	0	0	0	0	0	0
4	28	3	1	3	0	0	19	2	0	0	0	0	0	2
8	72	2	4	2	1	0	48	7	0	0	0	0	0	1
4	107	3	9	6	1	2	49	27	0	0	0	0	0	6
13	85	6	14	7	1	3	70	14	0	0	0	0	0	6
1	10	1	0	0	0	0	9	1	0	0	0	0	0	0
3	10	4	4	1	0	0	7	2	0	0	0	0	0	1
0	0	0	0	0	0	0	0	0	0	0	0	0	0	0
25	216	18	29	14	4	4	138	96	0	1	0	0	0	10
21	203	11	13	14	5	1	112	44	0	3	0	0	0	8
3	20	3	5	3	0	0	22	0	0	0	0	0	0	0
3	4	0	1	0	0	1	9	7	0	0	0	0	0	1
3	24	2	3	3	1	0	14	4	0	0	0	0	0	1
2	40	5	11	0	2	0	48	5	0	0	0	0	0	5
18	106	9	19	2	1	3	36	32	0	0	0	0	0	5
5	102	3	10	1	5	0	10	13	0	0	0	0	0	2
59	413	36	27	24	4	0	237	22	1	0	0	0	0	10

<b>CITIES &amp; STATE POLICE</b>	POPULATION	INCIDENT RATE PER 100,000	TOTAL INCIDENTS	Murder and Non-negligent Man-slaughter	Kidnaping/Abduction	Forcible Rape	Other Forcible Sex Offenses	Robbery	Aggravated Assault	Simple Assault/Intimidation	Arson	Extortion/Blackmail
Alexandria PD State Police	137100	5733.77	7861 10	3 0	25 0	26 0	15 0	174 0	215 2	1419 0	21 0	4 0
Bedford PD State Police	6300	10206.34	643 3	0 0	2 0	4 0	5 0	2 0	22 1	209 0	1 0	0 0
Bristol PD State Police	17200	10337.20	1778 6	0 0	2 0	4 0	32 0	4 0	81 0	515 1	5 0	0 0
Buena Vista PD State Police	6100	2836.06	173 15	0 0	0 0	2 0	11 0	0 0	19 0	35 0	0 0	0 0
Charlottesville PD State Police	39500	8696.20	3435 5	0 0	15 0	19 0	24 0	58 0	183 0	828 0	8 0	0 0
Chesapeake PD State Police	206600	5381.41	11118 23	5 0	154 0	63 0	157 0	269 0	804 1	2659 1	12 0	5 0
Colonial Heights PD State Police	17100	10269.00	1756 9	1 0	3 0	4 0	11 0	18 0	28 0	279 0	9 0	0 0
Covington PD State Police	6100	7639.34	466 19	0 0	2 0	0 0	2 0	6 0	11 0	106 0	4 0	0 0
Danville PD <sup>11</sup> State Police	46600	10753.21	5011 5	5 0	4 0	19 0	18 0	67 0	182 0	1367 0	13 0	1 0
Emporia PD State Police	5700	18263.15	1041 44	0 0	6 0	7 0	6 0	21 0	38 0	263 0	3 0	0 0
Fairfax PD State Police	23600	504.23	119 1	0 0	0 0	0 0	1 0	4 0	2 0	30 0	0 0	0 0
Falls Church PD State Police	11100	6045.04	671 0	0 0	0 0	1 0	2 0	4 0	8 0	112 0	6 0	0 0
Franklin PD State Police	8100	9209.87	746 2	0 0	2 0	2 0	2 0	17 0	27 0	226 0	0 0	0 0
Fredericksburg PD State Police	20600	9800.97	2019 25	0 0	2 0	6 0	16 0	28 0	39 2	210 2	7 0	0 0
Galax PD State Police	6700	10880.59	729 1	0 0	1 0	2 0	6 0	6 0	26 0	155 0	1 0	0 0
Hampton PD State Police	144400	7321.32	10572 230	10 0	51 0	53 0	91 0	245 0	287 8	1856 0	40 0	2 1
Harrisonburg PD State Police	42200	6066.35 183	2560 0	0 0	23 0	13 0	17 0	23 1	79 0	390 0	13 0	2 0
Hopewell PD State Police	22300	9645.73	2151 15	2 0	7 0	15 0	20 0	29 0	81 0	755 0	6 0	0 0
Lexington PD State Police	6900	3028.98	209 3	0 0	0 0	0 0	1 0	0 0	9 0	30 0	1 0	0 0
Lynchburg PD State Police	66800	8986.52	6003 17	6 0	23 0	25 0	86 0	72 0	165 0	2012 0	13 0	0 0
Manassas PD State Police	37100	8493.26	3151 0	4 0	21 0	20 0	29 0	30 0	88 0	852 0	12 0	0 0
Manassas Park PD State Police	12400	4895.16	607 0	1 0	1 0	1 0	8 0	3 0	15 0	126 0	2 0	1 0
Martinsville PD State Police	15200	10585.52	1609 6	0 0	3 0	6 0	14 0	14 0	38 0	282 1	2 0	0 0
Newport News PD State Police	180900	10004.97	18099 86	27 0	21 0	95 0	156 0	390 0	754 6	4711 0	85 0	4 0

Burglary	Larceny	Motor Vehicle Theft	Counterfeiting/ Forgery	Fraud	Embezzlement	Stolen Property	Destruction/ Damage/ Vandalism	Drug/ Narcotic Offenses	Non-forcible Sex Offenses	Pornography	Gambling	Prostitution	Bribery	Weapon Law Violation
4320	36261	6210	850	3782	640	100	19200	4665	10	0	50	40	00	540
310	1980	80	490	210	30	40	1090	462	10	00	00	00	00	120
770	5740	201	1151	701	80	40	3981	1081	10	00	00	00	00	200
40	580	20	50	30	10	00	380	715	40	00	00	00	00	01
1630	11210	1290	380	1314	340	120	8060	4231	10	30	00	00	00	640
9910	49632	5341	2530	4171	1020	570	1820	104315	110	20	00	80	10	6532
800	7890	260	561	782	390	20	2710	2855	20	00	00	10	00	191
530	1862	171	120	71	10	00	1210	1815	00	00	00	00	00	80
2950	16832	1340	1010	1442	220	30	10270	3921	40	00	00	50	00	1030
610	3651	160	510	341	50	30	1950	5842	30	00	00	00	00	140
40	600	70	00	20	00	10	160	31	00	00	00	00	00	30
370	2920	450	80	300	30	20	1860	320	00	00	00	00	00	130
350	2550	260	150	52	90	50	1520	680	10	00	00	00	00	260
930	8994	752	410	1317	432	80	4083	3103	50	00	00	20	00	391
160	2140	111	1380	140	10	30	870	780	10	00	00	00	00	250
8550	40543	5651	1256	40043	2160	440	24601	828167	70	60	00	40	00	3278
1840	10123	631	490	913	180	150	8251	338174	10	01	00	20	00	596
2750	6600	770	320	402	60	40	6310	13413	40	20	00	10	00	681
170	940	30	20	90	00	00	610	114	00	00	00	00	00	00
4130	21170	1671	1440	2159	310	280	10390	5217	20	60	00	30	00	1380
910	9630	1360	520	1530	170	40	6950	2530	00	00	00	30	20	530
160	1920	420	90	190	40	40	1760	490	10	00	00	00	00	230
780	5061	280	1020	480	120	00	3770	1614	00	00	00	20	00	400
8450	63181	9822	2912	57425	1000	881	40531	133953	150	10	20	230	00	7407

<b>CITIES &amp; STATE POLICE</b>	POPULATION	INCIDENT RATE PER 100,000	TOTAL INCIDENTS	Murder and Non-negligent Man-slaughter	Kidnaping/Abduction	Forcible Rape	Other Forcible Sex Offenses	Robbery	Aggravated Assault	Simple Assault/Intimidation	Arson	Extortion/Blackmail
Norfolk PD State Police	234100	10913.71	25549 87	40 0	48 0	86 0	209 0	719 0	548 16	3702 4	22 0	2 0
Norton PD State Police	3900	10076.92	393 0	0 0	1 0	3 0	3 0	4 0	9 0	33 0	3 0	0 0
Petersburg PD State Police	32000	14740.62	4717 48	8 0	40 0	22 0	24 0	89 0	169 1	848 0	17 0	0 0
Poquoson PD State Police	11600	3318.96	385 1	0 0	0 0	0 0	2 0	0 0	3 0	55 0	2 0	0 0
Portsmouth PD State Police	97600	11945.69	11659 47	17 0	109 0	43 0	46 0	405 0	438 2	2909 0	16 0	0 0
Radford PD <sup>0</sup> State Police	15100		0 35	0 0	0 0	0 0	0 0	0 0	0 0	0 0	0 0	0 0
Richmond PD State Police	195300	12903.22	25200 111	93 0	121 0	97 2	156 0	1182 0	1133 1	4286 3	86 0	1 0
Roanoke PD State Police	93500	11301.60	10567 55	8 0	18 0	38 0	47 0	128 1	392 1	2068 0	35 0	2 0
Salem PD State Police	24800	5475.80	1358 19	1 0	1 0	6 0	2 0	10 0	17 0	267 0	5 0	1 0
Staunton PD State Police	22700	9066.07	2058 15	1 0	4 0	6 1	21 0	7 0	28 0	472 1	5 0	1 0
Suffolk PD State Police	72700	8214.58	5972 6	2 0	58 0	37 0	49 0	112 0	250 0	1697 0	34 0	5 0
Virginia Beach PD State Police	428200	7078.00	30308 90	25 0	104 0	118 0	208 1	418 0	380 11	6028 1	191 0	8 0
Waynesboro PD State Police	19700	7918.78	1560 15	1 0	7 0	3 0	12 0	8 0	80 2	435 0	7 0	2 0
Williamsburg PD State Police	12800	5117.18	655 42	0 0	0 0	6 0	8 0	10 0	11 0	145 0	1 0	0 0
Winchester PD State Police	25000	12288.00	3072 126	0 0	9 0	9 0	31 0	30 1	35 0	738 0	6 1	0 0
<b>COLLEGES &amp; UNIVERSITIES</b>												
Christopher Newport University PD			231	0	0	2	0	0	0	19	0	0
Emory & Henry Campus Police			5	0	0	0	0	0	0	0	0	0
Ferrum College Police			75	0	0	0	2	0	0	6	6	0
George Mason University PD			596	0	2	4	4	1	6	36	3	1
Hampton University PD			214	0	0	0	0	2	0	16	0	0
James Madison University PD			371	0	2	1	0	0	3	8	1	0
Longwood College PD			85	0	0	0	0	0	1	3	0	0
Mary Washington <sup>9</sup> College PD			52	0	0	0	0	0	0	0	0	0

Burglary	Larceny	Motor Vehicle Theft	Counterfeiting/ Forgery	Fraud	Embezzlement	Stolen Property	Destruction/ Damage/ Vandalism	Drug/ Narcotic Offenses	Non-forcible Sex Offenses	Pornography	Gambling	Prostitution	Bribery	Weapon Law Violation
1742 0	11442 1	1438 2	337 4	207 15	64 0	49 0	4852 2	1494 39	12 0	1 0	0 0	162 0	0 0	139 16
20 0	228 0	9 0	18 0	4 0	0 0	2 0	102 0	13 0	1 0	0 0	0 0	0 0	0 0	4 0
561 0	1725 1	220 1	107 1	115 11	25 0	66 0	1365 0	344 33	5 0	0 0	4 0	4 0	0 0	132 1
21 0	166 0	6 0	6 0	9 0	7 0	6 0	97 0	58 1	0 0	0 0	0 0	0 0	0 0	3 0
1189 0	3874 0	503 1	121 1	96 0	98 0	61 0	3333 0	907 44	7 0	0 0	1 0	18 0	0 0	316 4
0 0	0 1	0 0	0 0	0 4	0 0	0 0	0 0	0 30	0 0	0 0	0 0	0 0	0 0	0 1
2850 1	9077 5	2724 4	206 3	86 10	20 1	4 0	4777 3	1381 79	10 0	2 1	2 0	341 1	2 0	712 6
603 0	4450 9	332 1	309 1	355 27	94 0	3 0	2029 1	770 15	3 0	4 0	0 0	40 0	0 0	183 1
66 0	644 2	37 0	62 0	25 6	20 0	2 0	259 0	139 11	0 0	0 0	0 0	0 0	0 0	34 0
82 0	791 1	53 0	133 1	109 9	5 0	8 0	383 1	163 1	0 0	0 0	0 0	0 0	0 0	49 0
419 0	2302 0	156 0	87 1	176 0	32 0	22 0	1247 0	315 5	0 0	2 0	1 0	0 0	0 0	201 0
2094 0	12386 0	814 0	258 3	823 30	326 0	56 0	5645 0	2866 47	17 0	14 0	6 0	66 0	3 0	579 9
70 0	585 2	35 1	35 0	41 8	12 0	5 0	277 0	124 2	1 0	0 0	0 0	0 0	0 0	37 1
27 0	305 1	13 0	14 0	22 0	9 0	0 0	124 0	37 42	0 0	1 0	0 0	2 0	0 0	14 1
169 0	1218 4	50 0	67 17	135 24	17 0	40 0	637 0	616 96	2 0	2 0	0 0	1 0	0 0	40 5
6	112	0	1	3	0	2	112	12	0	0	0	0	0	2
0	5	0	0	0	0	0	0	0	0	0	0	0	0	0
4	38	1	0	0	0	0	14	4	0	0	0	0	0	0
19	307	20	12	13	0	2	114	103	0	0	0	0	0	6
35	147	0	1	11	1	0	26	8	0	0	0	0	0	4
9	197	4	2	15	0	0	115	49	0	3	0	0	0	1
0	44	0	0	0	0	1	32	4	0	0	0	0	0	0
1	36	0	1	1	0	0	14	3	0	0	0	0	0	0



<b>COLLEGES &amp; UNIVERSITIES</b>	POPULATION	INCIDENT RATE PER 100,000	TOTAL INCIDENTS	Murder and Non-negligent Man-slaughter	Kidnaping/Abduction	Forcible Rape	Other Forcible Sex Offenses	Robbery	Aggravated Assault	Simple Assault/Intimidation	Arson	Extortion/Blackmail
Norfolk State University PD			318	1	1	2	3	14	4	24	4	0
N. Virginia Comm College PD			220	0	0	0	0	1	0	8	0	0
Old Dominion Campus PD			185	0	0	0	0	1	0	8	0	0
Radford University PD			195	0	0	3	2	0	4	22	0	0
Thomas Nelson Comm Col PD			40	0	0	0	0	0	0	3	0	0
University of Richmond PD			246	0	0	2	1	0	4	13	2	0
University of Virginia PD			370	0	1	0	1	2	2	45	0	0
UVA's College at Wise PD			3	0	0	0	0	0	0	0	0	0
VA Commonwealth University PD			817	0	1	2	14	7	18	75	3	0
Virginia Tech Police Department <sup>0</sup>			0	0	0	0	0	0	0	0	0	0
VA Western Comm. College PD			28	0	0	0	0	0	0	3	0	0
VMI Post Police			15	0	0	0	0	0	0	3	0	0
Virginia State Univ. Police <sup>9</sup>			144	0	0	0	1	6	4	17	0	0
William & Mary College PD			333	0	0	1	2	1	0	12	0	0
<b>OTHER AGENCIES</b>												
Chesapeake Bay Bridge Tunnel <sup>0</sup>			0	0	0	0	0	0	0	0	0	0
Dept. Alcoholic Beverage Control			277	0	1	0	0	2	3	6	0	0
Dept. of Conservation and Recreation			74	0	0	0	0	0	0	0	0	0
Division of Capitol Police			123	1	0	0	0	1	2	2	0	0
Metro. Washington Airport Authority			794	0	0	0	0	0	8	48	0	0
Norfolk Airport Authority			128	0	0	0	0	0	0	3	0	0
Richmond International Airport			41	0	0	0	0	0	0	5	0	0
Southside VA Training Center			174	0	0	4	4	0	5	110	0	0
Virginia Port Authority			14	0	0	0	0	0	0	0	0	0

<sup>0-11</sup> For those agencies without full year submission, footnote represents number of months of data submitted.

Burglary	Larceny	Motor Vehicle Theft	Counterfeiting/ Forgery	Fraud	Embezzlement	Stolen Property	Destruction/ Damage/ Vandalism	Drug/ Narcotic Offenses	Non-forcible Sex Offenses	Pornography	Gambling	Prostitution	Bribery	Weapon Law Violation
68	138	14	1	6	0	0	69	4	1	0	0	0	0	3
0	150	7	1	2	0	0	59	0	0	0	0	0	0	1
2	97	5	7	0	0	2	65	3	0	0	0	0	0	3
0	64	3	1	9	0	0	68	26	0	0	0	0	0	2
0	26	2	2	2	0	0	4	1	0	0	0	0	0	0
9	103	4	5	4	0	0	96	41	0	0	0	0	0	1
6	233	3	0	1	1	0	85	19	0	0	0	0	0	0
0	3	0	0	0	0	0	0	0	0	0	0	0	0	0
8	465	11	18	18	2	0	39	159	0	0	0	0	0	22
0	0	0	0	0	0	0	0	0	0	0	0	0	0	0
0	20	0	0	2	0	0	6	0	0	0	0	0	0	0
0	14	0	0	0	0	0	0	0	0	0	0	0	0	0
1	79	3	1	0	0	0	41	5	0	0	0	1	0	1
4	186	0	0	1	0	0	139	6	0	1	0	0	0	0
0	0	0	0	0	0	0	0	0	0	0	0	0	0	0
7	35	0	42	72	7	0	2	106	0	0	5	0	0	10
14	47	0	0	1	0	0	8	17	0	0	0	0	0	3
4	81	2	18	2	0	0	15	4	0	0	0	0	0	1
4	223	61	16	5	4	22	236	53	0	0	0	0	0	138
0	29	2	0	0	0	0	24	17	0	0	0	0	0	55
0	15	12	0	0	0	0	7	2	0	0	0	0	0	0
0	38	1	0	0	0	0	12	1	0	0	0	0	0	0
0	8	0	0	0	0	0	6	0	0	0	0	0	0	0



# **IX**

## **Arrest Totals By County, City and Other**



# Adult and Juvenile Arrests By County, City and Other

ARRESTS BY OFFENSE	Accomack		Albemarle		Alleghany		Amelia		Amherst		Appomattox	
	Adult	Juv	Adult	Juv	Adult	Juv	Adult	Juv	Adult	Juv	Adult	Juv
Murder	0	0	2	1	0	0	0	0	1	0	0	0
Manslaughter	0	0	0	0	0	0	0	0	0	1	0	0
Kidnaping	1	0	6	0	0	0	0	0	0	0	0	0
Sex Offenses, Forcible	0	11	15	1	3	0	1	3	13	0	3	0
Robbery	9	1	5	0	0	0	0	0	1	0	1	0
Aggravated Assault	9	2	15	4	10	0	1	0	7	0	0	0
Simple Assault/Intimidation	142	6	298	23	168	2	62	8	116	0	25	18
Arson	0	0	1	3	0	0	0	0	1	0	0	0
Extortion/Blackmail	0	0	0	1	0	0	0	0	0	0	0	0
Burglary	5	24	30	23	5	1	2	0	9	0	14	9
Larceny	75	5	157	68	17	2	6	1	55	0	30	3
Motor Vehicle Theft	3	2	1	2	4	1	5	0	2	0	1	0
Counterfeiting/Forgery	4	1	28	0	0	0	0	0	45	0	14	0
Fraud	2	0	90	0	1	0	0	0	7	0	1	0
Embezzlement	10	0	38	2	1	0	1	0	2	0	1	0
Stolen Property	2	0	5	2	0	1	0	1	0	0	0	0
Vandalism	21	5	35	7	13	0	6	0	9	0	6	1
Drug/Narcotic Offenses	96	6	161	18	91	7	55	9	102	7	52	4
Sex Offenses, Nonforcible	0	1	0	0	0	0	0	0	0	0	0	0
Pornography	1	0	1	0	0	0	0	0	0	0	0	0
Gambling	0	0	0	0	0	0	0	0	0	0	0	0
Prostitution	0	0	0	0	0	0	0	0	7	0	0	0
Bribery	0	0	0	0	0	0	1	0	0	0	0	0
Weapon Law Violations	12	1	28	5	14	2	4	3	17	0	7	1
<b>TOTAL GROUP A</b>	<b>392</b>	<b>65</b>	<b>916</b>	<b>160</b>	<b>327</b>	<b>16</b>	<b>144</b>	<b>25</b>	<b>394</b>	<b>8</b>	<b>155</b>	<b>36</b>
Bad Checks	52	0	332	0	35	0	44	0	5	0	1	0
Curfew/Loitering/Vagrancy	0	0	0	0	0	9	0	0	0	0	0	0
Disorderly Conduct	7	6	14	6	31	12	5	1	9	1	3	11
Driving Under Influence	109	3	174	7	107	3	38	1	175	1	79	1
Drunkenness	106	1	119	0	129	0	11	0	215	0	0	0
Family Offenses, Nonforcible	12	0	2	0	1	0	0	0	0	0	0	0
Liquor Laws Violations	11	2	74	30	66	17	3	0	3	0	4	1
Peeping Tom	0	0	0	0	0	0	0	0	0	0	0	0
Runaway	0	0	0	2	0	0	0	2	0	0	0	0
Trespass of Real Property	11	0	27	5	17	1	9	0	6	0	13	6
Conspiracy	3	0	0	0	1	0	0	0	1	0	0	0
All Other (except Traffic)	521	9	640	55	433	26	136	2	69	0	43	0
<b>TOTAL GROUP B</b>	<b>832</b>	<b>21</b>	<b>1382</b>	<b>105</b>	<b>820</b>	<b>68</b>	<b>246</b>	<b>6</b>	<b>483</b>	<b>2</b>	<b>143</b>	<b>19</b>
<b>GRAND TOTAL</b>	<b>1224</b>	<b>86</b>	<b>2298</b>	<b>265</b>	<b>1147</b>	<b>84</b>	<b>390</b>	<b>31</b>	<b>877</b>	<b>10</b>	<b>298</b>	<b>55</b>

# Adult and Juvenile Arrests By County, City and Other

ARRESTS BY OFFENSE	Arlington		Augusta		Bath		Bedford		Bland		Botetourt	
	Adult	Juv	Adult	Juv	Adult	Juv	Adult	Juv	Adult	Juv	Adult	Juv
Murder	5	0	4	1	0	0	0	0	0	0	1	0
Manslaughter	0	0	0	0	0	0	0	0	0	0	0	0
Kidnaping	6	1	4	0	0	0	3	0	1	0	2	0
Sex Offenses, Forcible	25	6	28	3	0	0	4	0	0	0	3	6
Robbery	26	12	1	0	0	0	0	0	0	0	0	0
Aggravated Assault	50	6	21	0	0	0	13	0	0	0	11	1
Simple Assault/Intimidation	466	94	149	12	0	0	192	22	4	0	72	9
Arson	0	2	2	0	0	0	0	0	0	0	0	1
Extortion/Blackmail	1	0	0	0	0	0	0	0	0	0	0	0
Burglary	28	3	23	0	0	0	9	1	0	1	27	9
Larceny	564	172	73	4	2	0	49	3	3	0	30	2
Motor Vehicle Theft	18	9	0	2	0	0	5	1	0	0	4	4
Counterfeiting/Forgery	107	0	84	0	2	0	18	0	2	0	25	0
Fraud	93	3	16	0	1	0	8	1	0	0	9	0
Embezzlement	52	0	8	0	0	0	3	0	0	0	4	0
Stolen Property	52	2	7	0	0	0	0	0	1	0	2	0
Vandalism	50	30	23	2	0	0	14	1	2	0	23	4
Drug/Narcotic Offenses	471	40	76	4	8	0	74	8	11	1	100	12
Sex Offenses, Nonforcible	0	0	6	0	0	0	0	0	0	0	0	0
Pornography	2	0	0	0	0	0	0	0	0	0	0	0
Gambling	14	0	0	0	0	0	0	0	0	0	0	0
Prostitution	19	0	0	0	0	0	0	0	0	0	0	0
Bribery	1	0	0	0	0	0	0	0	0	0	0	0
Weapon Law Violations	39	16	13	0	2	0	19	3	1	0	13	4
<b>TOTAL GROUP A</b>	<b>2089</b>	<b>396</b>	<b>538</b>	<b>28</b>	<b>15</b>	<b>0</b>	<b>411</b>	<b>40</b>	<b>25</b>	<b>2</b>	<b>326</b>	<b>52</b>
Bad Checks	4	0	32	0	4	0	16	0	0	0	17	0
Curfew/Loitering/Vagrancy	0	0	0	0	0	0	0	0	1	0	0	4
Disorderly Conduct	24	14	24	0	0	0	3	9	1	0	5	3
Driving Under Influence	713	2	177	3	10	0	151	7	19	0	135	0
Drunkenness	831	9	124	1	1	0	27	1	24	1	71	0
Family Offenses, Nonforcible	0	1	4	0	0	0	2	0	0	0	1	0
Liquor Laws Violations	36	14	29	5	4	1	5	8	2	1	40	17
Peeping Tom	2	0	0	0	0	0	1	0	0	0	1	0
Runaway	0	124	0	10	0	0	0	3	0	0	0	0
Trespass of Real Property	113	10	33	0	0	0	25	1	1	0	4	0
Conspiracy	0	0	0	0	0	0	1	0	0	0	0	0
All Other (except Traffic)	405	67	804	21	6	1	146	59	25	1	106	8
<b>TOTAL GROUP B</b>	<b>2128</b>	<b>241</b>	<b>1227</b>	<b>40</b>	<b>25</b>	<b>2</b>	<b>377</b>	<b>88</b>	<b>73</b>	<b>3</b>	<b>380</b>	<b>32</b>
<b>GRAND TOTAL</b>	<b>4217</b>	<b>637</b>	<b>1765</b>	<b>68</b>	<b>40</b>	<b>2</b>	<b>788</b>	<b>128</b>	<b>98</b>	<b>5</b>	<b>706</b>	<b>84</b>

# Adult and Juvenile Arrests By County, City and Other

ARRESTS BY OFFENSE	Brunswick		Buchanan		Buckingham		Campbell		Caroline		Carroll	
	Adult	Juv	Adult	Juv	Adult	Juv	Adult	Juv	Adult	Juv	Adult	Juv
Murder	0	1	1	0	0	0	0	0	2	0	1	0
Manslaughter	0	0	0	0	2	0	0	0	0	0	0	0
Kidnaping	1	0	7	0	7	0	5	0	0	0	8	0
Sex Offenses, Forcible	1	0	6	0	8	1	6	1	6	1	12	0
Robbery	0	0	4	0	0	0	1	0	4	0	2	0
Aggravated Assault	21	4	32	0	14	5	17	0	54	3	37	0
Simple Assault/Intimidation	39	3	189	1	111	23	294	11	104	7	225	4
Arson	1	0	1	0	1	0	0	0	1	2	1	0
Extortion/Blackmail	0	0	1	0	1	0	0	0	0	0	0	0
Burglary	26	15	26	0	2	1	11	0	7	1	40	3
Larceny	14	5	65	2	12	3	44	30	27	4	56	3
Motor Vehicle Theft	2	0	18	0	1	0	4	2	0	0	12	2
Counterfeiting/Forgery	2	0	29	0	2	0	11	0	2	0	7	0
Fraud	0	0	22	0	3	0	44	1	5	0	22	0
Embezzlement	1	0	1	0	1	0	2	0	7	0	0	0
Stolen Property	4	0	8	0	2	0	3	0	2	0	5	0
Vandalism	4	1	27	0	9	2	22	0	8	2	24	4
Drug/Narcotic Offenses	60	3	83	0	27	0	31	1	28	2	93	6
Sex Offenses, Nonforcible	0	0	0	0	0	0	0	0	0	0	0	0
Pornography	0	0	0	0	0	0	0	0	0	0	0	0
Gambling	0	0	0	0	0	0	0	0	0	0	0	0
Prostitution	0	0	0	0	0	0	0	0	0	0	0	0
Bribery	0	0	0	0	0	0	0	0	0	0	0	0
Weapon Law Violations	10	4	25	0	4	1	14	0	5	0	26	1
<b>TOTAL GROUP A</b>	<b>186</b>	<b>36</b>	<b>545</b>	<b>3</b>	<b>207</b>	<b>36</b>	<b>509</b>	<b>46</b>	<b>262</b>	<b>22</b>	<b>571</b>	<b>23</b>
Bad Checks	7	0	198	0	36	0	106	0	21	0	153	2
Curfew/Loitering/Vagrancy	0	0	0	0	0	0	0	0	0	0	0	0
Disorderly Conduct	13	1	118	0	1	5	1	1	2	3	12	0
Driving Under Influence	214	0	85	1	76	2	90	1	23	0	99	0
Drunkenness	74	0	165	1	13	0	33	1	56	0	39	2
Family Offenses, Nonforcible	0	0	2	0	0	0	2	0	22	0	8	0
Liquor Laws Violations	6	2	0	2	18	5	6	8	5	1	6	1
Peeping Tom	0	0	0	0	0	0	0	0	0	0	1	0
Runaway	0	0	0	0	0	0	0	2	0	10	0	0
Trespass of Real Property	11	0	25	0	19	3	31	1	12	0	29	2
Conspiracy	0	0	4	0	0	0	0	0	0	0	0	0
All Other (except Traffic)	252	1	390	16	157	6	294	5	220	17	392	56
<b>TOTAL GROUP B</b>	<b>577</b>	<b>4</b>	<b>987</b>	<b>20</b>	<b>320</b>	<b>21</b>	<b>563</b>	<b>19</b>	<b>361</b>	<b>31</b>	<b>739</b>	<b>63</b>
<b>GRAND TOTAL</b>	<b>763</b>	<b>40</b>	<b>1532</b>	<b>23</b>	<b>527</b>	<b>57</b>	<b>1072</b>	<b>65</b>	<b>623</b>	<b>53</b>	<b>1310</b>	<b>86</b>

# Adult and Juvenile Arrests By County, City and Other

ARRESTS BY OFFENSE	Charles City		Charlotte		Chesterfield		Clarke		Craig		Culpeper	
	Adult	Juv	Adult	Juv	Adult	Juv	Adult	Juv	Adult	Juv	Adult	Juv
Murder	0	0	0	0	9	0	2	0	0	0	1	1
Manslaughter	0	0	0	0	0	0	0	0	0	0	0	0
Kidnaping	0	0	2	0	29	4	0	0	0	0	4	1
Sex Offenses, Forcible	1	0	4	0	53	48	1	0	2	0	7	5
Robbery	0	0	1	0	48	19	0	0	0	0	6	0
Aggravated Assault	4	1	16	0	113	66	12	0	3	0	23	6
Simple Assault/Intimidation	16	0	139	0	1136	1054	14	0	25	0	211	27
Arson	0	0	0	0	8	15	0	0	0	0	0	0
Extortion/Blackmail	0	0	0	0	3	0	0	0	0	0	1	0
Burglary	0	0	13	0	134	271	1	0	7	0	14	18
Larceny	4	0	42	0	869	622	8	0	6	0	65	8
Motor Vehicle Theft	0	0	7	0	1	0	2	1	0	0	1	0
Counterfeiting/Forgery	0	0	15	0	187	14	2	0	0	0	23	0
Fraud	0	0	10	0	139	14	1	0	2	0	33	0
Embezzlement	1	0	0	0	90	10	2	0	0	0	21	0
Stolen Property	1	0	4	0	19	22	1	0	0	0	5	0
Vandalism	3	0	15	0	120	215	9	0	2	0	28	1
Drug/Narcotic Offenses	28	0	122	2	1243	329	24	0	70	0	182	8
Sex Offenses, Nonforcible	0	0	0	0	12	3	0	0	0	0	2	0
Pornography	0	0	0	0	3	3	1	0	0	0	1	0
Gambling	0	0	0	0	0	1	0	0	0	0	0	0
Prostitution	0	0	0	0	54	0	0	0	0	0	1	0
Bribery	0	0	0	0	4	1	0	0	0	0	0	0
Weapon Law Violations	0	0	28	0	136	72	4	0	2	0	17	5
<b>TOTAL GROUP A</b>	<b>58</b>	<b>1</b>	<b>418</b>	<b>2</b>	<b>4410</b>	<b>2783</b>	<b>84</b>	<b>1</b>	<b>119</b>	<b>0</b>	<b>646</b>	<b>80</b>
Bad Checks	0	0	76	0	217	1	7	0	17	3	4	0
Curfew/Loitering/Vagrancy	0	0	0	0	1	278	0	0	0	0	0	0
Disorderly Conduct	0	0	3	0	738	263	1	0	1	0	17	3
Driving Under Influence	23	0	42	0	1011	19	42	0	31	1	194	4
Drunkenness	2	0	53	0	17	29	39	0	11	0	202	0
Family Offenses, Nonforcible	0	0	0	0	17	0	2	0	0	0	31	0
Liquor Laws Violations	1	0	4	0	139	112	1	0	3	0	14	0
Peeping Tom	0	0	0	0	3	1	0	0	0	0	0	0
Runaway	0	0	0	0	0	653	0	0	0	0	0	10
Trespass of Real Property	1	0	15	0	204	106	7	0	7	0	14	0
Conspiracy	0	0	8	0	0	0	0	0	0	0	1	0
All Other (except Traffic)	14	0	156	1	3555	367	99	7	94	0	274	28
<b>TOTAL GROUP B</b>	<b>41</b>	<b>0</b>	<b>357</b>	<b>1</b>	<b>5902</b>	<b>1829</b>	<b>198</b>	<b>7</b>	<b>164</b>	<b>4</b>	<b>751</b>	<b>45</b>
<b>GRAND TOTAL</b>	<b>99</b>	<b>1</b>	<b>775</b>	<b>3</b>	<b>10312</b>	<b>4612</b>	<b>282</b>	<b>8</b>	<b>283</b>	<b>4</b>	<b>1397</b>	<b>125</b>

# Adult and Juvenile Arrests By County, City and Other

ARRESTS BY OFFENSE	Cumberland		Dickenson		Dinwiddie		Essex		Fairfax		Fauquier	
	Adult	Juv	Adult	Juv	Adult	Juv	Adult	Juv	Adult	Juv	Adult	Juv
Murder	0	0	0	0	0	0	0	0	0	0	1	0
Manslaughter	0	0	0	0	0	0	0	0	0	0	0	0
Kidnaping	1	0	1	0	0	0	0	0	19	0	7	0
Sex Offenses, Forcible	4	0	0	0	1	0	6	0	23	0	5	2
Robbery	0	0	0	0	0	0	1	0	22	4	10	1
Aggravated Assault	7	1	7	0	1	0	7	2	90	2	27	5
Simple Assault/Intimidation	73	5	17	0	5	0	48	9	945	26	191	18
Arson	0	0	1	0	0	0	1	1	4	0	2	0
Extortion/Blackmail	0	0	0	0	0	0	0	0	1	0	0	0
Burglary	3	4	11	0	0	0	10	0	38	1	29	6
Larceny	13	0	16	1	2	2	42	13	530	21	75	7
Motor Vehicle Theft	0	0	1	0	0	0	6	1	32	1	0	0
Counterfeiting/Forgery	4	0	0	0	0	0	2	0	38	0	10	0
Fraud	1	0	3	0	0	0	4	0	135	1	13	0
Embezzlement	0	0	0	0	0	0	1	0	78	1	10	0
Stolen Property	0	0	0	0	0	0	1	2	60	0	4	0
Vandalism	8	1	0	2	2	1	9	2	76	4	15	3
Drug/Narcotic Offenses	6	1	21	1	35	0	16	6	229	22	193	35
Sex Offenses, Nonforcible	0	0	0	0	0	0	0	0	1	0	0	0
Pornography	0	0	0	0	0	0	0	0	0	0	3	0
Gambling	0	0	0	0	0	0	0	0	1	0	0	0
Prostitution	1	0	0	0	0	0	0	0	10	0	0	0
Bribery	0	0	0	0	0	0	0	0	1	0	0	0
Weapon Law Violations	14	0	5	0	0	1	6	3	59	5	38	4
<b>TOTAL GROUP A</b>	<b>135</b>	<b>12</b>	<b>83</b>	<b>4</b>	<b>46</b>	<b>4</b>	<b>160</b>	<b>39</b>	<b>2392</b>	<b>88</b>	<b>633</b>	<b>81</b>
Bad Checks	17	0	14	0	20	0	43	0	92	0	41	0
Curfew/Loitering/Vagrancy	0	0	0	0	0	0	1	0	0	0	0	0
Disorderly Conduct	6	2	3	0	3	8	29	5	14	1	29	6
Driving Under Influence	38	1	77	1	70	1	32	0	1003	4	271	2
Drunkenness	12	0	132	3	38	1	21	1	311	2	204	2
Family Offenses, Nonforcible	1	0	2	0	2	0	5	0	64	1	1	0
Liquor Laws Violations	8	2	5	2	3	0	7	2	29	8	65	22
Peeping Tom	0	0	0	0	0	0	0	0	11	0	0	0
Runaway	0	1	0	0	0	4	0	0	0	2	0	8
Trespass of Real Property	23	0	11	0	5	1	20	7	81	8	42	7
Conspiracy	0	0	2	0	0	0	0	0	0	0	0	0
All Other (except Traffic)	107	0	444	1	64	6	244	13	1017	35	506	14
<b>TOTAL GROUP B</b>	<b>212</b>	<b>6</b>	<b>690</b>	<b>7</b>	<b>205</b>	<b>21</b>	<b>402</b>	<b>28</b>	<b>2622</b>	<b>61</b>	<b>1159</b>	<b>61</b>
<b>GRAND TOTAL</b>	<b>347</b>	<b>18</b>	<b>773</b>	<b>11</b>	<b>251</b>	<b>25</b>	<b>562</b>	<b>67</b>	<b>5014</b>	<b>149</b>	<b>1792</b>	<b>142</b>



# Adult and Juvenile Arrests By County, City and Other

ARRESTS BY OFFENSE	Floyd		Fluvanna		Franklin		Frederick		Giles		Gloucester	
	Adult	Juv	Adult	Juv	Adult	Juv	Adult	Juv	Adult	Juv	Adult	Juv
Murder	0	0	0	0	1	0	1	0	0	0	0	0
Manslaughter	0	0	0	0	0	0	0	0	0	0	0	0
Kidnaping	0	0	0	0	0	0	4	1	1	0	0	0
Sex Offenses, Forcible	0	0	1	0	7	1	4	2	4	1	8	0
Robbery	2	0	1	0	11	0	5	0	0	0	1	0
Aggravated Assault	0	0	5	2	16	2	22	2	18	2	15	2
Simple Assault/Intimidation	0	1	52	7	66	4	276	17	72	1	102	12
Arson	0	0	0	0	0	0	1	0	0	0	0	0
Extortion/Blackmail	0	0	0	0	0	0	0	0	0	0	2	0
Burglary	22	1	3	3	15	6	55	15	2	0	9	0
Larceny	22	10	7	7	71	17	151	16	5	1	29	16
Motor Vehicle Theft	4	4	1	2	6	0	2	4	3	0	5	2
Counterfeiting/Forgery	7	0	2	0	8	1	34	0	0	0	6	0
Fraud	0	0	0	0	16	1	5	1	0	0	6	1
Embezzlement	1	0	0	0	7	0	6	0	0	0	2	0
Stolen Property	0	0	1	0	0	0	4	0	0	0	0	0
Vandalism	17	5	0	2	23	2	32	12	2	0	8	6
Drug/Narcotic Offenses	5	1	12	7	107	10	126	13	11	0	262	22
Sex Offenses, Nonforcible	0	0	0	0	3	0	1	0	1	0	1	0
Pornography	0	0	0	0	0	0	1	0	0	0	0	0
Gambling	0	0	0	0	0	0	0	0	0	0	0	0
Prostitution	0	0	0	0	0	0	0	0	0	0	0	0
Bribery	0	0	0	0	0	0	0	0	0	0	0	0
Weapon Law Violations	14	4	2	2	8	1	20	2	2	0	6	1
<b>TOTAL GROUP A</b>	<b>94</b>	<b>26</b>	<b>87</b>	<b>32</b>	<b>365</b>	<b>45</b>	<b>750</b>	<b>85</b>	<b>121</b>	<b>5</b>	<b>462</b>	<b>62</b>
Bad Checks	48	0	1	0	210	0	156	0	31	0	4	0
Curfew/Loitering/Vagrancy	0	0	0	0	0	0	0	0	0	0	0	1
Disorderly Conduct	3	0	1	5	17	16	1	0	3	0	1	1
Driving Under Influence	34	0	39	3	181	3	170	6	38	0	94	4
Drunkenness	7	1	10	0	145	3	313	1	51	0	33	0
Family Offenses, Nonforcible	0	0	0	0	1	0	0	0	0	0	1	0
Liquor Laws Violations	11	3	2	2	46	7	11	12	7	4	3	2
Peeping Tom	0	0	0	0	0	0	1	0	1	0	0	0
Runaway	0	0	0	0	0	1	0	0	0	0	0	13
Trespass of Real Property	41	0	1	1	80	8	24	0	19	0	1	0
Conspiracy	0	0	0	0	2	2	0	0	0	0	2	0
All Other (except Traffic)	136	6	32	9	590	31	648	14	452	2	108	4
<b>TOTAL GROUP B</b>	<b>280</b>	<b>10</b>	<b>86</b>	<b>20</b>	<b>1272</b>	<b>71</b>	<b>1324</b>	<b>33</b>	<b>602</b>	<b>6</b>	<b>247</b>	<b>25</b>
<b>GRAND TOTAL</b>	<b>374</b>	<b>36</b>	<b>173</b>	<b>52</b>	<b>1637</b>	<b>116</b>	<b>2074</b>	<b>118</b>	<b>723</b>	<b>11</b>	<b>709</b>	<b>87</b>

# Adult and Juvenile Arrests By County, City and Other

ARRESTS BY OFFENSE	Goochland		Grayson		Greene		Greenville		Halifax		Hanover	
	Adult	Juv	Adult	Juv	Adult	Juv	Adult	Juv	Adult	Juv	Adult	Juv
Murder	0	0	2	0	1	0	0	0	1	0	1	0
Manslaughter	0	0	0	0	0	0	0	0	0	0	0	0
Kidnaping	0	0	4	0	1	0	0	0	2	0	5	0
Sex Offenses, Forcible	0	0	3	0	4	0	2	1	5	2	12	4
Robbery	0	0	0	0	0	0	1	0	4	1	10	5
Aggravated Assault	13	0	13	0	5	0	6	0	16	0	19	5
Simple Assault/Intimidation	1	0	90	0	36	4	5	0	134	7	235	50
Arson	1	0	1	0	0	0	0	0	0	0	2	0
Extortion/Blackmail	0	0	0	0	1	0	0	0	0	0	0	0
Burglary	3	2	17	0	6	0	0	0	11	1	41	10
Larceny	4	5	24	4	6	0	3	0	88	33	296	103
Motor Vehicle Theft	3	1	2	2	1	0	3	0	4	2	18	4
Counterfeiting/Forgery	6	0	6	0	0	0	2	0	4	0	47	0
Fraud	0	0	2	0	2	0	1	0	1	0	33	1
Embezzlement	0	0	0	0	0	0	0	0	1	0	7	1
Stolen Property	1	0	2	0	0	0	0	0	0	0	6	6
Vandalism	3	0	9	1	3	0	2	0	11	2	24	25
Drug/Narcotic Offenses	1	3	32	4	25	8	24	0	126	9	362	104
Sex Offenses, Nonforcible	0	0	3	0	0	0	0	0	0	0	1	1
Pornography	0	0	0	0	0	0	0	0	0	0	1	1
Gambling	0	0	0	0	0	0	0	0	0	0	0	0
Prostitution	0	0	0	0	0	0	0	0	0	0	1	0
Bribery	0	0	0	0	0	0	0	0	0	0	0	0
Weapon Law Violations	1	1	6	0	4	0	2	0	18	4	32	11
<b>TOTAL GROUP A</b>	<b>37</b>	<b>12</b>	<b>216</b>	<b>11</b>	<b>95</b>	<b>12</b>	<b>51</b>	<b>1</b>	<b>426</b>	<b>61</b>	<b>1153</b>	<b>331</b>
Bad Checks	0	0	17	0	4	0	1	0	10	1	49	0
Curfew/Loitering/Vagrancy	0	0	0	0	1	0	0	0	0	2	0	0
Disorderly Conduct	0	0	6	0	3	1	5	0	15	3	7	14
Driving Under Influence	17	0	38	0	97	2	39	0	176	3	325	2
Drunkenness	8	0	26	1	5	0	4	0	84	0	262	4
Family Offenses, Nonforcible	0	0	5	0	0	0	0	0	0	0	4	0
Liquor Laws Violations	1	1	0	0	4	2	1	0	7	5	58	12
Peeping Tom	0	0	1	0	1	0	0	0	0	0	0	0
Runaway	0	0	0	0	0	0	0	0	0	0	0	1
Trespass of Real Property	3	0	20	1	3	0	2	0	18	1	32	4
Conspiracy	0	0	0	0	0	0	1	0	0	0	0	0
All Other (except Traffic)	175	0	142	10	15	1	22	2	394	8	477	28
<b>TOTAL GROUP B</b>	<b>204</b>	<b>1</b>	<b>255</b>	<b>12</b>	<b>133</b>	<b>6</b>	<b>75</b>	<b>2</b>	<b>704</b>	<b>23</b>	<b>1214</b>	<b>65</b>
<b>GRAND TOTAL</b>	<b>241</b>	<b>13</b>	<b>471</b>	<b>23</b>	<b>228</b>	<b>18</b>	<b>126</b>	<b>3</b>	<b>1130</b>	<b>84</b>	<b>2367</b>	<b>396</b>

# Adult and Juvenile Arrests By County, City and Other

ARRESTS BY OFFENSE	Henrico		Henry		Highland		Isle of Wight		James City		King & Queen	
	Adult	Juv	Adult	Juv	Adult	Juv	Adult	Juv	Adult	Juv	Adult	Juv
Murder	14	0	6	2	0	0	6	0	2	0	0	0
Manslaughter	0	0	0	0	0	0	0	0	0	0	0	0
Kidnaping	7	1	2	0	0	0	0	0	7	0	0	0
Sex Offenses, Forcible	21	5	13	1	0	0	7	5	12	4	0	0
Robbery	86	15	17	0	0	0	3	5	9	1	0	0
Aggravated Assault	236	28	73	6	0	0	14	2	20	5	0	0
Simple Assault/Intimidation	1036	280	359	30	0	0	135	13	198	81	0	0
Arson	8	4	1	1	0	0	0	3	4	3	0	0
Extortion/Blackmail	0	0	0	0	0	0	0	0	0	0	0	0
Burglary	110	55	41	20	0	0	5	2	23	16	0	0
Larceny	1186	413	130	18	0	0	50	9	104	44	0	0
Motor Vehicle Theft	53	22	18	5	0	0	7	0	6	5	0	0
Counterfeiting/Forgery	54	5	34	3	0	0	2	0	7	1	0	0
Fraud	52	0	13	0	0	0	16	1	10	0	0	0
Embezzlement	50	1	12	1	0	0	4	0	11	0	0	0
Stolen Property	22	10	3	1	0	0	0	2	3	2	0	0
Vandalism	104	72	49	10	0	0	7	4	16	38	0	0
Drug/Narcotic Offenses	798	192	118	8	5	0	43	10	164	63	1	0
Sex Offenses, Nonforcible	1	0	1	0	0	0	0	0	0	0	0	0
Pornography	0	0	1	0	0	0	0	0	0	0	0	0
Gambling	0	0	0	0	0	0	0	0	0	0	0	0
Prostitution	9	0	1	0	0	0	0	0	0	0	0	0
Bribery	1	0	0	1	0	0	0	0	0	0	0	0
Weapon Law Violations	128	53	17	3	3	0	13	3	19	11	1	0
<b>TOTAL GROUP A</b>	<b>3976</b>	<b>1156</b>	<b>909</b>	<b>110</b>	<b>8</b>	<b>0</b>	<b>312</b>	<b>59</b>	<b>615</b>	<b>274</b>	<b>2</b>	<b>0</b>
Bad Checks	34	0	45	1	0	0	26	0	8	0	0	0
Curfew/Loitering/Vagrancy	6	86	0	0	0	0	0	2	0	37	0	0
Disorderly Conduct	83	59	26	3	0	0	7	2	11	21	0	0
Driving Under Influence	840	10	121	6	9	0	126	4	125	2	1	0
Drunkenness	807	9	342	0	0	0	29	2	55	2	0	0
Family Offenses, Nonforcible	22	0	0	1	0	0	0	0	0	0	0	0
Liquor Laws Violations	134	85	9	2	3	1	4	3	57	23	1	0
Peeping Tom	3	1	0	0	0	0	0	0	3	0	0	0
Runaway	0	578	0	33	0	0	0	1	0	0	0	2
Trespass of Real Property	287	48	20	3	0	0	10	1	17	13	0	0
Conspiracy	15	1	1	0	0	0	0	0	0	0	0	0
All Other (except Traffic)	3226	177	645	60	4	0	132	10	381	25	5	0
<b>TOTAL GROUP B</b>	<b>5457</b>	<b>1054</b>	<b>1209</b>	<b>109</b>	<b>16</b>	<b>1</b>	<b>334</b>	<b>25</b>	<b>657</b>	<b>123</b>	<b>7</b>	<b>2</b>
<b>GRAND TOTAL</b>	<b>9433</b>	<b>2210</b>	<b>2118</b>	<b>219</b>	<b>24</b>	<b>1</b>	<b>646</b>	<b>84</b>	<b>1272</b>	<b>397</b>	<b>9</b>	<b>2</b>

# Adult and Juvenile Arrests By County, City and Other

ARRESTS BY OFFENSE	King George		King William		Lancaster		Lee		Loudoun		Louisa	
	Adult	Juv	Adult	Juv	Adult	Juv	Adult	Juv	Adult	Juv	Adult	Juv
Murder	1	0	1	0	0	0	1	0	1	0	2	0
Manslaughter	0	0	0	0	0	0	1	0	2	0	0	0
Kidnaping	0	0	2	0	0	0	3	0	17	0	0	0
Sex Offenses, Forcible	0	1	3	0	1	0	5	1	9	5	2	0
Robbery	1	0	0	0	0	0	5	0	10	9	2	0
Aggravated Assault	12	6	5	0	3	0	43	0	69	12	4	1
Simple Assault/Intimidation	92	22	49	1	28	7	182	1	519	58	45	1
Arson	1	0	0	0	1	1	6	1	4	2	1	0
Extortion/Blackmail	0	0	0	0	0	0	0	0	2	0	0	0
Burglary	7	3	8	4	4	3	23	2	24	47	4	1
Larceny	30	11	10	2	4	2	61	8	402	84	8	0
Motor Vehicle Theft	1	2	0	4	2	1	4	0	38	15	0	0
Counterfeiting/Forgery	10	0	5	0	3	0	12	0	38	3	1	0
Fraud	6	0	0	0	7	0	3	0	101	6	0	0
Embezzlement	9	0	2	0	1	0	0	0	57	3	5	0
Stolen Property	8	4	1	0	0	0	0	0	18	7	0	0
Vandalism	42	38	5	3	9	4	9	0	41	25	5	0
Drug/Narcotic Offenses	131	15	20	10	15	0	43	0	259	46	35	0
Sex Offenses, Nonforcible	2	0	0	0	0	0	1	0	0	0	0	0
Pornography	0	0	1	0	0	0	0	0	0	0	1	0
Gambling	0	0	0	0	0	0	0	0	0	0	0	0
Prostitution	4	0	0	0	0	0	0	0	4	0	0	0
Bribery	0	0	0	0	0	0	0	0	0	0	0	0
Weapon Law Violations	12	8	8	2	5	0	2	0	42	10	2	1
<b>TOTAL GROUP A</b>	<b>369</b>	<b>110</b>	<b>120</b>	<b>26</b>	<b>83</b>	<b>18</b>	<b>404</b>	<b>13</b>	<b>1657</b>	<b>332</b>	<b>117</b>	<b>4</b>
Bad Checks	41	0	3	0	23	1	29	0	51	0	0	0
Curfew/Loitering/Vagrancy	0	0	0	0	0	0	1	0	0	54	0	0
Disorderly Conduct	2	4	0	0	1	1	0	0	25	7	2	0
Driving Under Influence	95	1	36	0	27	0	76	0	897	12	29	2
Drunkenness	51	0	29	0	6	0	181	1	677	10	10	1
Family Offenses, Nonforcible	3	0	0	0	0	0	0	0	4	0	0	0
Liquor Laws Violations	18	9	13	0	5	2	2	1	129	65	0	3
Peeping Tom	0	0	0	0	0	0	0	0	2	0	0	0
Runaway	0	7	0	3	0	0	0	0	0	71	0	0
Trespass of Real Property	13	0	8	0	2	0	38	0	85	11	1	0
Conspiracy	0	0	0	0	0	0	1	0	2	0	0	0
All Other (except Traffic)	193	34	63	11	42	6	418	1	2222	297	16	2
<b>TOTAL GROUP B</b>	<b>416</b>	<b>55</b>	<b>152</b>	<b>14</b>	<b>106</b>	<b>10</b>	<b>746</b>	<b>3</b>	<b>4094</b>	<b>527</b>	<b>58</b>	<b>8</b>
<b>GRAND TOTAL</b>	<b>785</b>	<b>165</b>	<b>272</b>	<b>40</b>	<b>189</b>	<b>28</b>	<b>1150</b>	<b>16</b>	<b>5751</b>	<b>859</b>	<b>175</b>	<b>12</b>

# Adult and Juvenile Arrests By County, City and Other

ARRESTS BY OFFENSE	Lunenburg		Madison		Mathews		Mecklenburg		Middlesex		Montgomery	
	Adult	Juv	Adult	Juv	Adult	Juv	Adult	Juv	Adult	Juv	Adult	Juv
Murder	0	0	0	0	0	0	0	0	0	0	0	0
Manslaughter	0	0	0	0	0	0	0	0	0	0	0	0
Kidnaping	0	0	0	0	0	0	0	0	0	0	4	0
Sex Offenses, Forcible	6	2	2	0	0	0	6	3	0	0	8	2
Robbery	3	0	0	0	0	0	4	0	0	0	7	0
Aggravated Assault	2	0	0	0	1	0	33	5	5	0	27	5
Simple Assault/Intimidation	57	7	27	0	13	3	132	13	17	5	217	9
Arson	1	1	0	0	0	0	0	0	0	0	1	0
Extortion/Blackmail	0	0	0	0	0	0	0	0	0	0	0	0
Burglary	3	0	1	0	0	1	12	6	3	1	48	5
Larceny	21	10	0	3	4	3	39	9	3	0	188	22
Motor Vehicle Theft	4	0	0	0	3	0	5	0	0	0	16	2
Counterfeiting/Forgery	3	0	0	0	1	0	11	0	1	0	10	2
Fraud	9	0	1	0	0	0	4	0	0	0	16	0
Embezzlement	0	0	0	0	0	0	4	0	0	0	13	0
Stolen Property	0	1	0	0	0	0	3	0	0	0	2	0
Vandalism	6	2	3	0	4	1	13	6	2	0	42	5
Drug/Narcotic Offenses	86	1	16	4	2	3	76	18	27	2	194	11
Sex Offenses, Nonforcible	0	0	0	0	0	0	0	0	0	0	0	0
Pornography	2	0	0	0	0	0	0	0	0	0	1	0
Gambling	0	0	0	0	0	0	0	0	0	0	0	0
Prostitution	0	0	0	0	0	0	0	0	0	0	0	0
Bribery	0	0	0	0	0	0	0	0	0	0	0	0
Weapon Law Violations	1	0	4	0	1	0	14	3	1	0	19	3
<b>TOTAL GROUP A</b>	<b>204</b>	<b>24</b>	<b>54</b>	<b>7</b>	<b>29</b>	<b>11</b>	<b>356</b>	<b>63</b>	<b>59</b>	<b>8</b>	<b>813</b>	<b>66</b>
Bad Checks	153	0	10	0	3	0	19	0	1	0	176	0
Curfew/Loitering/Vagrancy	0	0	0	0	0	0	0	0	0	0	0	0
Disorderly Conduct	20	17	0	0	0	2	13	3	0	1	22	8
Driving Under Influence	35	0	26	0	20	0	257	2	43	0	361	5
Drunkenness	11	0	17	0	8	0	66	0	11	0	607	3
Family Offenses, Nonforcible	0	0	2	0	2	0	5	0	0	0	1	0
Liquor Laws Violations	2	1	1	0	3	0	9	3	1	0	93	12
Peeping Tom	0	0	0	0	0	0	1	0	1	0	0	0
Runaway	0	0	0	0	0	0	0	4	0	0	0	1
Trespass of Real Property	10	4	4	0	1	0	13	0	2	4	45	0
Conspiracy	1	0	0	0	0	0	0	0	0	0	6	0
All Other (except Traffic)	177	14	46	1	14	2	136	18	4	2	910	11
<b>TOTAL GROUP B</b>	<b>409</b>	<b>36</b>	<b>106</b>	<b>1</b>	<b>51</b>	<b>4</b>	<b>519</b>	<b>30</b>	<b>63</b>	<b>7</b>	<b>2221</b>	<b>40</b>
<b>GRAND TOTAL</b>	<b>613</b>	<b>60</b>	<b>160</b>	<b>8</b>	<b>80</b>	<b>15</b>	<b>875</b>	<b>93</b>	<b>122</b>	<b>15</b>	<b>3034</b>	<b>106</b>

# Adult and Juvenile Arrests By County, City and Other

ARRESTS BY OFFENSE	Nelson		New Kent		Northampton		Northumberland		Nottoway		Orange	
	Adult	Juv	Adult	Juv	Adult	Juv	Adult	Juv	Adult	Juv	Adult	Juv
Murder	0	0	0	0	0	0	0	0	0	0	0	0
Manslaughter	0	0	0	0	0	0	0	0	0	0	0	0
Kidnaping	0	0	0	0	1	0	0	0	1	0	0	0
Sex Offenses, Forcible	1	0	2	0	3	2	6	4	1	0	3	1
Robbery	0	0	1	0	5	0	1	0	0	0	1	1
Aggravated Assault	5	0	6	2	2	3	8	0	14	0	16	4
Simple Assault/Intimidation	22	5	62	24	63	8	48	4	74	4	98	6
Arson	0	0	0	0	1	0	0	0	1	0	0	2
Extortion/Blackmail	1	0	0	0	0	0	0	0	1	0	0	0
Burglary	3	0	1	3	14	4	8	0	5	0	5	2
Larceny	11	0	12	2	21	1	37	2	35	2	29	1
Motor Vehicle Theft	3	0	0	0	1	2	4	0	1	0	3	1
Counterfeiting/Forgery	0	0	3	0	3	0	15	0	1	0	12	0
Fraud	0	0	3	0	9	0	29	0	4	0	3	0
Embezzlement	0	0	3	0	3	0	2	0	7	0	1	0
Stolen Property	0	0	1	0	2	1	6	0	1	0	2	0
Vandalism	1	0	5	2	17	2	9	0	5	2	14	3
Drug/Narcotic Offenses	36	0	12	4	64	4	24	3	23	1	46	3
Sex Offenses, Nonforcible	0	0	0	0	1	0	0	0	0	0	0	0
Pornography	0	0	0	0	0	0	0	0	0	0	0	0
Gambling	0	0	1	0	0	0	0	0	0	0	0	0
Prostitution	0	0	1	0	0	0	0	0	0	0	0	0
Bribery	0	0	0	0	0	0	0	0	0	0	0	0
Weapon Law Violations	4	0	0	2	11	6	4	0	7	0	6	1
<b>TOTAL GROUP A</b>	<b>87</b>	<b>5</b>	<b>113</b>	<b>39</b>	<b>221</b>	<b>33</b>	<b>201</b>	<b>13</b>	<b>181</b>	<b>9</b>	<b>239</b>	<b>25</b>
Bad Checks	7	0	2	0	27	0	54	0	60	0	2	0
Curfew/Loitering/Vagrancy	0	0	0	0	0	0	0	0	0	0	0	0
Disorderly Conduct	2	2	3	3	8	8	2	1	6	1	4	0
Driving Under Influence	9	0	92	1	52	0	42	1	55	0	81	1
Drunkenness	1	0	39	1	35	0	39	1	18	0	105	1
Family Offenses, Nonforcible	0	0	1	0	2	0	3	0	0	0	0	0
Liquor Laws Violations	1	0	15	0	10	5	13	0	3	0	5	2
Peeping Tom	0	0	0	0	1	0	0	0	1	0	1	0
Runaway	0	4	0	0	0	0	0	1	0	0	0	0
Trespass of Real Property	1	0	9	2	7	1	5	0	13	0	21	2
Conspiracy	0	0	0	0	0	0	0	0	0	0	4	0
All Other (except Traffic)	18	1	129	6	60	3	238	16	123	3	86	8
<b>TOTAL GROUP B</b>	<b>39</b>	<b>7</b>	<b>290</b>	<b>13</b>	<b>202</b>	<b>17</b>	<b>396</b>	<b>20</b>	<b>279</b>	<b>4</b>	<b>309</b>	<b>14</b>
<b>GRAND TOTAL</b>	<b>126</b>	<b>12</b>	<b>403</b>	<b>52</b>	<b>423</b>	<b>50</b>	<b>597</b>	<b>33</b>	<b>460</b>	<b>13</b>	<b>548</b>	<b>39</b>

# Adult and Juvenile Arrests By County, City and Other

ARRESTS BY OFFENSE	Page		Patrick		Pittsylvania		Powhatan		Prince Edward		Prince George	
	Adult	Juv	Adult	Juv	Adult	Juv	Adult	Juv	Adult	Juv	Adult	Juv
Murder	0	0	0	0	5	1	0	0	0	0	1	0
Manslaughter	0	0	0	0	0	0	0	0	0	0	0	0
Kidnaping	1	0	0	0	8	0	2	0	0	0	0	0
Sex Offenses, Forcible	3	0	4	1	9	4	3	0	2	0	1	0
Robbery	0	0	0	0	7	0	0	0	0	0	3	0
Aggravated Assault	4	0	24	0	34	7	3	1	13	0	10	1
Simple Assault/Intimidation	21	0	99	2	402	13	68	3	51	0	65	5
Arson	1	0	0	0	1	1	0	0	0	0	1	0
Extortion/Blackmail	0	0	0	0	0	0	0	0	0	0	0	0
Burglary	2	2	27	2	28	7	17	0	1	0	14	6
Larceny	1	0	40	0	54	4	17	0	62	5	17	0
Motor Vehicle Theft	0	0	8	0	11	0	6	0	1	0	1	1
Counterfeiting/Forgery	1	0	13	0	4	0	3	0	6	0	6	0
Fraud	1	0	13	0	6	0	2	0	3	0	1	0
Embezzlement	1	0	0	0	2	0	0	0	9	0	1	0
Stolen Property	0	0	3	0	4	0	0	0	3	0	2	0
Vandalism	0	0	13	0	31	1	4	0	2	0	6	1
Drug/Narcotic Offenses	103	2	79	0	64	12	34	3	34	0	118	13
Sex Offenses, Nonforcible	0	0	2	0	0	0	1	0	0	0	1	0
Pornography	0	0	0	0	0	0	0	0	0	0	0	0
Gambling	0	0	0	0	0	0	0	0	0	0	0	0
Prostitution	0	0	0	0	0	0	0	0	0	0	0	0
Bribery	0	0	0	0	0	0	0	0	0	0	0	0
Weapon Law Violations	7	3	16	1	29	4	5	0	8	0	12	0
<b>TOTAL GROUP A</b>	<b>146</b>	<b>7</b>	<b>341</b>	<b>6</b>	<b>699</b>	<b>54</b>	<b>165</b>	<b>7</b>	<b>195</b>	<b>5</b>	<b>260</b>	<b>27</b>
Bad Checks	2	0	67	1	64	0	31	0	23	0	6	0
Curfew/Loitering/Vagrancy	0	0	0	0	0	0	0	0	0	0	0	24
Disorderly Conduct	4	2	4	0	2	0	1	0	13	0	22	3
Driving Under Influence	64	2	59	0	142	3	57	1	79	1	84	2
Drunkenness	17	1	69	0	10	1	4	0	74	0	47	1
Family Offenses, Nonforcible	2	0	2	0	6	0	0	0	2	0	1	0
Liquor Laws Violations	2	0	4	0	11	6	5	0	45	5	16	1
Peeping Tom	0	0	0	0	0	0	0	0	0	0	0	0
Runaway	0	0	0	0	0	0	0	0	0	0	0	0
Trespass of Real Property	7	0	16	0	26	0	4	0	14	1	10	5
Conspiracy	0	0	0	0	0	0	1	0	0	0	0	0
All Other (except Traffic)	80	1	183	3	244	13	28	1	108	0	98	8
<b>TOTAL GROUP B</b>	<b>178</b>	<b>6</b>	<b>404</b>	<b>4</b>	<b>505</b>	<b>23</b>	<b>131</b>	<b>2</b>	<b>358</b>	<b>7</b>	<b>284</b>	<b>44</b>
<b>GRAND TOTAL</b>	<b>324</b>	<b>13</b>	<b>745</b>	<b>10</b>	<b>1204</b>	<b>77</b>	<b>296</b>	<b>9</b>	<b>553</b>	<b>12</b>	<b>544</b>	<b>71</b>

# Adult and Juvenile Arrests By County, City and Other

ARRESTS BY OFFENSE	Prince William		Pulaski		Rappahannock		Richmond		Roanoke		Rockbridge	
	Adult	Juv	Adult	Juv	Adult	Juv	Adult	Juv	Adult	Juv	Adult	Juv
Murder	9	0	1	0	1	0	0	0	1	0	0	0
Manslaughter	2	1	0	0	0	0	0	0	0	0	0	0
Kidnaping	38	2	0	0	0	0	0	0	10	0	0	0
Sex Offenses, Forcible	35	23	6	1	1	0	4	0	12	1	0	0
Robbery	72	32	4	0	0	0	0	0	5	0	0	0
Aggravated Assault	143	36	24	2	0	0	5	0	46	4	1	1
Simple Assault/Intimidation	1104	264	170	11	15	0	28	0	460	32	2	0
Arson	1	8	2	1	1	0	2	0	2	0	0	0
Extortion/Blackmail	0	0	0	0	0	0	0	0	0	0	0	0
Burglary	105	69	17	4	0	0	3	1	29	2	0	0
Larceny	784	154	155	10	2	0	10	0	248	21	2	0
Motor Vehicle Theft	57	29	8	0	0	0	3	0	28	1	1	0
Counterfeiting/Forgery	83	5	33	0	1	0	5	0	43	0	0	0
Fraud	112	14	19	0	1	0	6	0	46	0	0	0
Embezzlement	87	12	4	0	0	0	0	0	20	0	0	0
Stolen Property	60	7	7	0	0	0	0	0	3	1	1	0
Vandalism	86	70	9	3	4	0	3	0	27	5	0	0
Drug/Narcotic Offenses	1124	206	112	8	8	0	13	1	278	18	45	0
Sex Offenses, Nonforcible	8	0	0	0	0	0	1	0	0	0	0	0
Pornography	1	0	0	0	0	0	0	0	1	0	0	0
Gambling	0	0	0	0	0	0	0	0	0	0	0	0
Prostitution	3	0	0	0	0	0	0	0	1	0	0	0
Bribery	0	0	0	0	0	0	0	0	0	0	0	0
Weapon Law Violations	98	68	13	3	1	0	0	0	27	0	2	0
<b>TOTAL GROUP A</b>	<b>4012</b>	<b>1000</b>	<b>584</b>	<b>43</b>	<b>35</b>	<b>0</b>	<b>83</b>	<b>2</b>	<b>1287</b>	<b>85</b>	<b>54</b>	<b>1</b>
Bad Checks	28	0	68	0	2	0	32	1	73	0	0	0
Curfew/Loitering/Vagrancy	2	66	0	0	0	0	0	0	0	3	0	0
Disorderly Conduct	41	92	21	0	1	0	1	1	41	8	0	0
Driving Under Influence	1016	9	114	0	15	0	20	1	140	2	54	1
Drunkenness	388	17	194	0	7	0	19	0	94	3	10	0
Family Offenses, Nonforcible	9	0	0	0	0	0	2	0	1	0	0	0
Liquor Laws Violations	40	15	2	1	1	0	6	0	8	9	6	1
Peeping Tom	2	0	0	0	0	0	0	0	1	0	0	0
Runaway	0	747	0	0	0	0	0	0	0	3	0	1
Trespass of Real Property	28	7	24	0	1	0	1	0	31	0	0	0
Conspiracy	0	0	0	0	0	0	0	0	0	0	0	0
All Other (except Traffic)	756	100	494	30	13	4	131	1	866	25	41	5
<b>TOTAL GROUP B</b>	<b>2310</b>	<b>1053</b>	<b>917</b>	<b>31</b>	<b>40</b>	<b>4</b>	<b>212</b>	<b>4</b>	<b>1255</b>	<b>53</b>	<b>111</b>	<b>8</b>
<b>GRAND TOTAL</b>	<b>6322</b>	<b>2053</b>	<b>1501</b>	<b>74</b>	<b>75</b>	<b>4</b>	<b>295</b>	<b>6</b>	<b>2542</b>	<b>138</b>	<b>165</b>	<b>9</b>



# Adult and Juvenile Arrests By County, City and Other

ARRESTS BY OFFENSE	Rockingham		Russell		Scott		Shenandoah		Smyth		Southampton	
	Adult	Juv	Adult	Juv	Adult	Juv	Adult	Juv	Adult	Juv	Adult	Juv
Murder	0	0	0	0	0	0	0	0	0	0	0	0
Manslaughter	0	0	0	0	0	0	0	0	0	0	0	0
Kidnaping	1	0	1	0	5	0	0	0	0	0	0	0
Sex Offenses, Forcible	6	5	1	0	4	1	0	0	7	4	0	1
Robbery	0	0	1	0	0	0	0	0	0	0	0	0
Aggravated Assault	10	0	8	0	22	0	8	2	12	0	7	0
Simple Assault/Intimidation	68	4	184	1	139	0	170	20	219	5	31	0
Arson	0	0	4	0	2	0	2	1	15	1	0	0
Extortion/Blackmail	0	0	1	0	0	0	0	0	0	0	0	0
Burglary	21	7	17	0	17	2	7	0	19	0	0	0
Larceny	34	14	83	4	32	0	98	26	72	6	5	0
Motor Vehicle Theft	7	0	9	3	6	1	3	1	8	0	1	0
Counterfeiting/Forgery	7	0	5	0	14	0	15	0	23	0	0	0
Fraud	10	0	36	0	8	0	7	0	18	0	1	0
Embezzlement	4	0	6	0	3	0	4	0	4	0	2	0
Stolen Property	7	0	0	0	6	0	1	1	2	0	2	0
Vandalism	7	5	8	5	15	0	20	3	74	1	5	0
Drug/Narcotic Offenses	178	14	12	3	12	2	151	16	102	4	35	0
Sex Offenses, Nonforcible	0	0	0	0	0	0	0	0	1	0	0	0
Pornography	0	0	0	0	0	0	0	0	0	0	0	0
Gambling	0	0	0	0	0	0	0	0	0	0	0	0
Prostitution	1	0	0	0	0	0	0	0	0	0	0	0
Bribery	0	0	0	0	0	0	0	0	0	0	0	0
Weapon Law Violations	28	1	6	0	12	0	22	3	26	0	8	0
<b>TOTAL GROUP A</b>	<b>389</b>	<b>50</b>	<b>382</b>	<b>16</b>	<b>297</b>	<b>6</b>	<b>508</b>	<b>73</b>	<b>602</b>	<b>21</b>	<b>97</b>	<b>1</b>
Bad Checks	287	1	46	0	31	0	117	0	122	0	30	0
Curfew/Loitering/Vagrancy	0	0	0	0	0	0	0	0	0	0	2	0
Disorderly Conduct	6	3	3	0	4	0	69	0	10	3	2	0
Driving Under Influence	240	6	73	2	49	0	127	0	182	8	69	0
Drunkenness	174	4	119	1	67	0	85	0	189	0	9	0
Family Offenses, Nonforcible	3	0	1	0	1	0	0	0	19	0	0	0
Liquor Laws Violations	55	22	2	1	4	5	48	15	43	13	0	0
Peeping Tom	0	0	0	0	0	0	0	0	0	0	0	0
Runaway	0	0	0	0	0	0	0	0	0	2	0	0
Trespass of Real Property	25	13	18	0	20	0	22	2	23	0	8	0
Conspiracy	1	0	1	0	2	0	2	0	111	0	1	0
All Other (except Traffic)	1630	249	373	21	156	6	833	67	232	17	315	2
<b>TOTAL GROUP B</b>	<b>2421</b>	<b>298</b>	<b>636</b>	<b>25</b>	<b>334</b>	<b>11</b>	<b>1303</b>	<b>84</b>	<b>931</b>	<b>43</b>	<b>436</b>	<b>2</b>
<b>GRAND TOTAL</b>	<b>2810</b>	<b>348</b>	<b>1018</b>	<b>41</b>	<b>631</b>	<b>17</b>	<b>1811</b>	<b>157</b>	<b>1533</b>	<b>64</b>	<b>533</b>	<b>3</b>

# Adult and Juvenile Arrests By County, City and Other

ARRESTS BY OFFENSE	Spotsylvania		Stafford		Surry		Sussex		Tazewell		Warren	
	Adult	Juv	Adult	Juv	Adult	Juv	Adult	Juv	Adult	Juv	Adult	Juv
Murder	4	0	4	0	0	0	1	0	4	0	0	0
Manslaughter	0	0	0	0	0	0	0	0	0	0	0	0
Kidnaping	1	0	16	4	0	0	0	0	3	0	2	0
Sex Offenses, Forcible	9	8	22	11	1	1	1	1	11	5	7	0
Robbery	4	2	19	5	0	0	0	0	5	0	6	0
Aggravated Assault	44	10	47	19	9	2	7	2	21	1	8	0
Simple Assault/Intimidation	324	33	525	171	53	3	53	1	164	15	197	2
Arson	2	2	2	5	0	0	0	0	1	0	1	0
Extortion/Blackmail	0	0	1	0	0	0	0	0	1	0	0	0
Burglary	16	16	62	31	3	2	5	3	30	12	1	0
Larceny	113	21	177	52	5	1	14	1	249	35	36	6
Motor Vehicle Theft	1	2	22	23	0	0	1	0	5	2	2	0
Counterfeiting/Forgery	10	0	35	5	3	0	7	0	74	0	4	0
Fraud	26	1	34	4	3	0	3	0	25	1	4	0
Embezzlement	27	1	19	0	0	0	0	0	5	0	2	0
Stolen Property	20	2	21	4	1	0	2	0	2	0	0	0
Vandalism	39	49	53	41	3	0	9	1	28	69	23	0
Drug/Narcotic Offenses	334	32	647	113	12	2	39	3	139	14	162	7
Sex Offenses, Nonforcible	1	0	2	0	1	1	0	0	3	0	0	0
Pornography	0	0	1	0	0	0	0	0	0	0	0	0
Gambling	0	0	0	0	0	0	0	0	0	0	0	0
Prostitution	1	0	0	0	0	0	0	0	0	0	0	0
Bribery	0	0	0	0	0	0	0	0	1	0	0	0
Weapon Law Violations	46	8	50	18	2	0	11	1	25	6	8	1
<b>TOTAL GROUP A</b>	<b>1022</b>	<b>187</b>	<b>1759</b>	<b>506</b>	<b>96</b>	<b>12</b>	<b>153</b>	<b>13</b>	<b>796</b>	<b>160</b>	<b>463</b>	<b>16</b>
Bad Checks	145	0	401	0	14	0	1	0	3	0	102	0
Curfew/Loitering/Vagrancy	0	0	26	2	0	0	0	0	1	0	0	22
Disorderly Conduct	19	31	50	45	0	0	10	4	12	4	35	4
Driving Under Influence	395	5	671	13	20	0	67	0	152	1	77	1
Drunkenness	240	1	271	3	4	0	28	0	238	16	251	10
Family Offenses, Nonforcible	13	0	7	0	5	0	0	0	2	0	24	1
Liquor Laws Violations	37	23	148	51	3	0	7	4	27	22	20	10
Peeping Tom	0	0	2	2	0	0	0	0	0	0	0	0
Runaway	0	0	0	146	0	2	0	3	0	0	0	24
Trespass of Real Property	45	2	39	16	13	1	9	0	51	10	26	0
Conspiracy	0	0	4	2	0	0	0	0	1	0	1	0
All Other (except Traffic)	660	98	1831	204	58	4	137	8	172	21	1053	67
<b>TOTAL GROUP B</b>	<b>1554</b>	<b>160</b>	<b>3450</b>	<b>484</b>	<b>117</b>	<b>7</b>	<b>259</b>	<b>19</b>	<b>659</b>	<b>74</b>	<b>1589</b>	<b>139</b>
<b>GRAND TOTAL</b>	<b>2576</b>	<b>347</b>	<b>5209</b>	<b>990</b>	<b>213</b>	<b>19</b>	<b>412</b>	<b>32</b>	<b>1455</b>	<b>234</b>	<b>2052</b>	<b>155</b>

# Adult and Juvenile Arrests By County, City and Other

ARRESTS BY OFFENSE	Washington		Westmoreland		Wise		Wythe		York		Total County	
	Adult	Juv	Adult	Juv	Adult	Juv	Adult	Juv	Adult	Juv	Adult	Juv
Murder	1	0	0	0	2	0	0	0	0	0	105	7
Manslaughter	0	0	0	0	0	0	0	0	0	0	7	2
Kidnaping	6	0	2	0	7	0	1	0	13	0	292	14
Sex Offenses, Forcible	11	0	2	5	6	3	8	0	8	2	586	212
Robbery	2	0	0	0	0	0	3	0	1	2	464	115
Aggravated Assault	33	2	20	1	68	2	12	2	10	5	2021	302
Simple Assault/Intimidation	298	10	95	11	358	43	85	4	136	20	15602	2740
Arson	1	0	0	0	0	0	1	0	4	3	106	64
Extortion/Blackmail	0	0	0	0	0	0	0	0	0	0	18	1
Burglary	46	0	13	2	14	3	7	0	16	10	1597	785
Larceny	267	12	43	3	107	7	67	2	86	22	8922	2245
Motor Vehicle Theft	7	7	14	0	8	1	10	6	3	2	582	187
Counterfeiting/Forgery	73	0	4	0	16	0	13	0	13	1	1525	41
Fraud	47	0	17	0	13	0	11	0	25	1	1515	52
Embezzlement	29	0	1	0	2	0	2	0	18	1	795	33
Stolen Property	6	0	1	0	3	0	11	0	4	0	446	79
Vandalism	24	4	11	0	29	2	17	2	17	4	1692	826
Drug/Narcotic Offenses	62	9	17	1	47	17	156	11	297	29	11533	1651
Sex Offenses, Nonforcible	0	0	0	0	0	0	0	0	1	0	59	6
Pornography	1	0	0	0	0	0	0	0	0	0	24	4
Gambling	0	0	0	0	0	0	0	0	0	0	16	1
Prostitution	0	0	0	0	0	0	1	0	0	0	119	0
Bribery	1	0	0	0	0	1	0	0	0	0	10	3
Weapon Law Violations	16	3	9	4	34	2	14	0	10	1	1546	390
<b>TOTAL GROUP A</b>	<b>931</b>	<b>47</b>	<b>249</b>	<b>27</b>	<b>714</b>	<b>81</b>	<b>419</b>	<b>27</b>	<b>662</b>	<b>103</b>	<b>49582</b>	<b>9760</b>
Bad Checks	47	0	54	0	79	2	59	0	2	0	4852	14
Curfew/Loitering/Vagrancy	0	0	0	0	0	0	0	0	0	0	42	590
Disorderly Conduct	16	4	9	0	29	14	14	2	7	7	1862	771
Driving Under Influence	190	6	44	2	251	1	166	3	140	1	14768	206
Drunkenness	263	3	54	2	419	5	187	2	71	2	10774	168
Family Offenses, Nonforcible	3	0	2	0	8	0	4	0	6	0	360	4
Liquor Laws Violations	15	9	6	3	30	3	13	0	8	4	1891	753
Peeping Tom	0	0	0	0	1	0	0	0	2	0	44	4
Runaway	0	0	0	1	0	1	0	1	0	0	0	2482
Trespass of Real Property	34	1	13	2	51	1	22	0	5	0	2258	323
Conspiracy	11	0	0	0	2	0	4	0	0	0	198	5
All Other (except Traffic)	296	87	189	21	984	23	399	12	56	5	36508	2748
<b>TOTAL GROUP B</b>	<b>875</b>	<b>110</b>	<b>371</b>	<b>31</b>	<b>1854</b>	<b>50</b>	<b>868</b>	<b>20</b>	<b>297</b>	<b>19</b>	<b>73557</b>	<b>8068</b>
<b>GRAND TOTAL</b>	<b>1806</b>	<b>157</b>	<b>620</b>	<b>58</b>	<b>2568</b>	<b>131</b>	<b>1287</b>	<b>47</b>	<b>959</b>	<b>122</b>	<b>123139</b>	<b>17828</b>

# Adult and Juvenile Arrests By County, City and Other

ARRESTS BY OFFENSE	Alexandria		Bedford		Bristol		Buena Vista		Charlottesville		Chesapeake	
	Adult	Juv	Adult	Juv	Adult	Juv	Adult	Juv	Adult	Juv	Adult	Juv
Murder	1	3	0	1	0	0	0	0	1	0	0	1
Manslaughter	0	0	0	0	0	0	0	0	0	0	1	0
Kidnaping	3	0	0	1	2	0	0	0	7	1	21	0
Sex Offenses, Forcible	6	1	0	1	3	0	0	0	14	2	33	0
Robbery	32	3	0	0	0	0	0	0	11	1	49	13
Aggravated Assault	95	10	8	1	43	1	8	0	25	4	202	40
Simple Assault/Intimidation	493	78	104	14	149	10	19	1	294	18	785	60
Arson	0	4	1	0	1	0	0	0	0	0	1	0
Extortion/Blackmail	2	0	0	0	0	0	0	0	0	1	2	0
Burglary	32	9	14	8	11	0	0	0	15	0	83	17
Larceny	386	79	15	3	108	6	0	0	90	22	625	117
Motor Vehicle Theft	21	2	0	0	3	0	0	0	0	0	30	11
Counterfeiting/Forgery	29	2	32	0	16	0	13	0	19	0	56	2
Fraud	43	1	18	2	8	0	0	0	30	0	68	0
Embezzlement	47	2	5	0	6	0	0	0	13	1	30	0
Stolen Property	7	0	3	0	1	0	0	0	10	1	26	8
Vandalism	30	24	3	5	6	0	1	0	38	0	27	1
Drug/Narcotic Offenses	315	28	17	1	94	5	12	0	252	14	844	114
Sex Offenses, Nonforcible	0	0	1	0	2	0	1	0	2	0	2	2
Pornography	0	0	0	0	0	0	0	0	0	0	0	0
Gambling	35	0	0	0	0	0	0	0	0	0	0	0
Prostitution	4	0	0	0	0	0	0	0	0	0	6	1
Bribery	0	0	0	0	0	0	0	0	0	0	0	0
Weapon Law Violations	17	10	3	2	11	0	1	0	31	3	79	21
<b>TOTAL GROUP A</b>	<b>1598</b>	<b>256</b>	<b>224</b>	<b>39</b>	<b>464</b>	<b>22</b>	<b>55</b>	<b>1</b>	<b>852</b>	<b>68</b>	<b>2970</b>	<b>408</b>
Bad Checks	24	0	86	0	14	0	10	0	339	0	92	0
Curfew/Loitering/Vagrancy	86	1	0	7	0	0	0	0	0	1	5	61
Disorderly Conduct	139	14	7	2	10	0	4	0	59	6	64	24
Driving Under Influence	454	1	61	0	79	1	38	1	270	4	693	3
Drunkenness	1102	2	69	0	245	1	61	0	394	2	654	1
Family Offenses, Nonforcible	3	0	0	0	7	0	0	0	2	0	22	1
Liquor Laws Violations	753	50	14	11	32	2	1	2	74	6	119	60
Peeping Tom	2	0	0	0	0	0	0	0	2	0	5	0
Runaway	0	3	0	0	0	0	0	0	0	39	0	384
Trespass of Real Property	151	11	21	1	31	6	3	0	105	2	237	30
Conspiracy	0	0	0	0	1	0	0	0	0	0	3	0
All Other (except Traffic)	611	46	120	36	420	25	55	4	814	61	1142	116
<b>TOTAL GROUP B</b>	<b>3325</b>	<b>128</b>	<b>378</b>	<b>57</b>	<b>839</b>	<b>35</b>	<b>172</b>	<b>7</b>	<b>2059</b>	<b>121</b>	<b>3036</b>	<b>680</b>
<b>GRAND TOTAL</b>	<b>4923</b>	<b>384</b>	<b>602</b>	<b>96</b>	<b>1303</b>	<b>57</b>	<b>227</b>	<b>8</b>	<b>2911</b>	<b>189</b>	<b>6006</b>	<b>1088</b>

# Adult and Juvenile Arrests By County, City and Other

ARRESTS BY OFFENSE	Colonial Heights		Covington		Danville		Emporia		Fairfax		Falls Church	
	Adult	Juv	Adult	Juv	Adult	Juv	Adult	Juv	Adult	Juv	Adult	Juv
Murder	2	0	0	0	0	0	0	0	0	0	0	0
Manslaughter	0	0	0	0	0	0	0	0	0	0	0	0
Kidnaping	0	0	0	0	0	0	2	0	0	0	0	0
Sex Offenses, Forcible	2	2	0	1	2	0	2	0	0	0	1	0
Robbery	11	0	4	0	2	0	4	2	0	0	0	0
Aggravated Assault	21	2	4	1	21	0	16	2	1	0	1	0
Simple Assault/Intimidation	165	50	49	2	662	19	54	18	7	0	17	3
Arson	0	6	0	0	0	1	0	1	0	0	0	0
Extortion/Blackmail	0	0	0	0	0	0	0	0	0	0	0	0
Burglary	24	8	4	0	4	1	3	1	0	0	0	0
Larceny	326	213	20	5	245	18	29	19	5	0	28	5
Motor Vehicle Theft	0	0	1	0	4	0	1	1	0	0	0	0
Counterfeiting/Forgery	37	2	0	0	4	0	6	1	0	0	2	0
Fraud	9	1	0	0	40	0	6	0	0	0	2	0
Embezzlement	29	3	1	0	3	1	3	0	0	0	0	0
Stolen Property	1	2	0	0	1	0	0	0	2	0	0	0
Vandalism	12	18	6	3	37	4	5	2	0	0	2	0
Drug/Narcotic Offenses	212	34	15	2	139	6	78	23	2	0	18	1
Sex Offenses, Nonforcible	2	0	0	0	0	0	0	0	0	0	0	0
Pornography	0	0	0	0	0	0	0	0	0	0	0	0
Gambling	0	0	0	0	1	0	0	0	0	0	0	0
Prostitution	0	0	0	0	5	0	0	0	0	0	0	0
Bribery	0	0	0	0	2	0	0	0	0	0	0	0
Weapon Law Violations	14	5	5	0	51	1	7	1	0	0	8	2
<b>TOTAL GROUP A</b>	<b>867</b>	<b>346</b>	<b>109</b>	<b>14</b>	<b>1223</b>	<b>51</b>	<b>216</b>	<b>71</b>	<b>17</b>	<b>0</b>	<b>79</b>	<b>11</b>
Bad Checks	47	0	0	0	229	1	42	1	1	0	3	0
Curfew/Loitering/Vagrancy	0	45	0	0	1	120	1	20	0	0	0	0
Disorderly Conduct	28	14	1	0	40	28	15	9	0	0	13	0
Driving Under Influence	169	2	62	3	283	0	59	0	9	0	31	0
Drunkenness	72	0	61	0	534	2	65	1	15	0	68	2
Family Offenses, Nonforcible	0	0	0	0	0	0	1	2	0	0	1	0
Liquor Laws Violations	71	32	18	11	45	4	5	5	10	0	13	1
Peeping Tom	1	0	0	0	1	0	0	1	0	0	0	0
Runaway	0	37	0	0	0	0	0	0	0	0	0	1
Trespass of Real Property	36	21	2	1	258	50	20	8	1	0	9	0
Conspiracy	0	0	0	0	0	0	0	0	0	0	0	0
All Other (except Traffic)	907	93	45	8	1898	144	117	17	26	1	36	4
<b>TOTAL GROUP B</b>	<b>1331</b>	<b>244</b>	<b>189</b>	<b>23</b>	<b>3289</b>	<b>349</b>	<b>325</b>	<b>64</b>	<b>62</b>	<b>1</b>	<b>174</b>	<b>8</b>
<b>GRAND TOTAL</b>	<b>2198</b>	<b>590</b>	<b>298</b>	<b>37</b>	<b>4512</b>	<b>400</b>	<b>541</b>	<b>135</b>	<b>79</b>	<b>1</b>	<b>253</b>	<b>19</b>

# Adult and Juvenile Arrests By County, City and Other

ARRESTS BY OFFENSE	Franklin		Fredericksburg		Galax		Hampton		Harrisonburg		Hopewell	
	Adult	Juv	Adult	Juv	Adult	Juv	Adult	Juv	Adult	Juv	Adult	Juv
Murder	0	0	0	0	0	0	10	0	0	0	3	0
Manslaughter	0	0	0	0	0	0	0	0	0	0	0	0
Kidnaping	2	0	2	0	0	0	49	5	5	0	4	0
Sex Offenses, Forcible	1	1	6	0	0	0	33	10	6	0	8	1
Robbery	5	1	11	3	1	0	45	4	3	0	10	0
Aggravated Assault	19	1	25	1	13	1	120	7	38	0	31	1
Simple Assault/Intimidation	94	1	126	7	62	3	741	39	174	13	213	0
Arson	0	0	0	0	0	4	4	1	2	4	1	0
Extortion/Blackmail	0	0	0	0	0	0	0	0	0	0	1	0
Burglary	2	1	14	1	0	0	94	11	16	1	18	1
Larceny	41	9	205	35	43	13	534	76	94	5	69	1
Motor Vehicle Theft	6	0	0	0	1	0	24	9	5	1	0	0
Counterfeiting/Forgery	0	0	28	0	17	0	41	0	14	0	5	0
Fraud	0	0	13	0	3	0	75	0	24	3	3	0
Embezzlement	6	0	19	4	0	0	55	1	15	0	3	0
Stolen Property	5	0	9	0	1	0	41	1	3	1	5	0
Vandalism	6	0	15	3	2	0	54	11	15	2	15	0
Drug/Narcotic Offenses	50	5	257	16	26	5	696	51	354	9	70	0
Sex Offenses, Nonforcible	1	0	2	0	0	0	4	0	0	0	0	0
Pornography	0	0	0	0	0	0	0	0	0	0	0	0
Gambling	0	0	0	0	0	0	0	0	0	0	0	0
Prostitution	0	0	2	0	0	0	1	0	3	0	0	0
Bribery	0	0	0	0	0	0	0	0	0	0	0	0
Weapon Law Violations	14	1	18	0	8	2	77	10	27	3	7	1
<b>TOTAL GROUP A</b>	<b>252</b>	<b>20</b>	<b>752</b>	<b>70</b>	<b>177</b>	<b>28</b>	<b>2698</b>	<b>236</b>	<b>798</b>	<b>42</b>	<b>466</b>	<b>5</b>
Bad Checks	17	0	46	0	110	0	26	0	256	0	42	0
Curfew/Loitering/Vagrancy	0	4	0	0	0	8	1	167	0	0	0	10
Disorderly Conduct	10	2	68	4	26	2	7	12	167	1	16	0
Driving Under Influence	26	1	194	3	83	3	86	2	352	2	9	0
Drunkenness	38	0	566	0	108	0	36	2	292	8	64	0
Family Offenses, Nonforcible	1	0	8	0	2	0	8	1	9	0	10	0
Liquor Laws Violations	7	0	139	4	22	10	8	33	413	27	2	1
Peeping Tom	0	0	1	0	0	0	0	0	3	0	0	0
Runaway	0	0	0	0	0	4	0	422	0	0	0	0
Trespass of Real Property	13	3	92	5	14	0	154	49	70	4	28	0
Conspiracy	0	0	0	0	0	0	0	0	4	0	0	0
All Other (except Traffic)	143	1	745	66	39	1	1920	108	2316	29	152	3
<b>TOTAL GROUP B</b>	<b>255</b>	<b>11</b>	<b>1859</b>	<b>82</b>	<b>404</b>	<b>28</b>	<b>2246</b>	<b>796</b>	<b>3882</b>	<b>71</b>	<b>323</b>	<b>14</b>
<b>GRAND TOTAL</b>	<b>507</b>	<b>31</b>	<b>2611</b>	<b>152</b>	<b>581</b>	<b>56</b>	<b>4944</b>	<b>1032</b>	<b>4680</b>	<b>113</b>	<b>789</b>	<b>19</b>

# Adult and Juvenile Arrests By County, City and Other

ARRESTS BY OFFENSE	Lexington		Lynchburg		Manassas		Manassas Park		Martinsville		Newport News	
	Adult	Juv	Adult	Juv	Adult	Juv	Adult	Juv	Adult	Juv	Adult	Juv
Murder	0	0	6	0	2	0	1	0	0	1	14	1
Manslaughter	0	0	0	0	0	0	0	0	0	0	0	0
Kidnaping	0	0	16	0	2	0	0	0	1	0	1	0
Sex Offenses, Forcible	1	0	17	4	4	0	0	0	6	3	48	14
Robbery	0	0	12	3	7	0	0	0	9	2	73	19
Aggravated Assault	5	1	37	5	47	6	1	2	16	8	232	36
Simple Assault/Intimidation	15	0	741	56	156	5	38	4	153	38	1320	229
Arson	0	0	2	1	0	1	0	0	0	0	5	8
Extortion/Blackmail	0	0	0	0	0	0	0	0	0	0	0	0
Burglary	0	0	24	6	2	0	0	0	20	7	85	52
Larceny	9	3	287	92	66	2	5	4	62	8	493	239
Motor Vehicle Theft	2	0	0	0	5	1	5	3	2	5	56	49
Counterfeiting/Forgery	1	0	39	1	14	0	0	0	35	9	82	4
Fraud	6	0	45	1	16	0	3	1	27	4	79	3
Embezzlement	0	0	12	1	6	0	1	0	7	0	37	3
Stolen Property	0	0	11	4	2	0	1	1	0	0	48	27
Vandalism	4	2	50	5	24	2	6	3	24	8	89	94
Drug/Narcotic Offenses	20	0	459	49	182	5	29	7	62	5	1301	146
Sex Offenses, Nonforcible	0	0	1	0	0	0	0	0	0	0	5	0
Pornography	0	0	0	0	0	0	0	0	0	0	0	0
Gambling	0	0	0	0	0	0	0	0	0	0	3	0
Prostitution	0	0	3	0	0	0	0	0	0	0	21	0
Bribery	0	0	0	0	1	0	0	0	0	0	0	0
Weapon Law Violations	0	0	54	8	17	0	6	0	26	2	133	49
<b>TOTAL GROUP A</b>	<b>63</b>	<b>6</b>	<b>1816</b>	<b>236</b>	<b>553</b>	<b>22</b>	<b>96</b>	<b>25</b>	<b>450</b>	<b>100</b>	<b>4125</b>	<b>973</b>
Bad Checks	2	0	222	0	32	0	2	0	20	0	1	0
Curfew/Loitering/Vagrancy	0	0	0	0	0	0	0	0	0	0	3	186
Disorderly Conduct	3	0	54	25	52	0	7	0	57	7	68	38
Driving Under Influence	58	0	200	1	280	2	98	2	127	1	311	6
Drunkenness	86	0	461	2	458	2	58	1	122	2	940	13
Family Offenses, Nonforcible	2	0	18	0	2	0	0	0	0	1	159	32
Liquor Laws Violations	19	0	211	10	218	15	2	3	12	7	22	45
Peeping Tom	0	0	0	0	0	0	0	0	0	0	3	0
Runaway	0	0	0	89	0	1	0	23	0	0	0	319
Trespass of Real Property	5	1	263	31	40	0	5	2	19	6	181	106
Conspiracy	0	0	0	0	0	0	0	0	0	0	0	0
All Other (except Traffic)	6	4	1608	102	614	28	50	4	389	42	541	364
<b>TOTAL GROUP B</b>	<b>181</b>	<b>5</b>	<b>3037</b>	<b>260</b>	<b>1696</b>	<b>48</b>	<b>222</b>	<b>35</b>	<b>746</b>	<b>66</b>	<b>2229</b>	<b>1109</b>
<b>GRAND TOTAL</b>	<b>244</b>	<b>11</b>	<b>4853</b>	<b>496</b>	<b>2249</b>	<b>70</b>	<b>318</b>	<b>60</b>	<b>1196</b>	<b>166</b>	<b>6354</b>	<b>2082</b>

# Adult and Juvenile Arrests By County, City and Other

ARRESTS BY OFFENSE	Norfolk		Norton		Petersburg		Poquoson		Portsmouth		Radford	
	Adult	Juv	Adult	Juv	Adult	Juv	Adult	Juv	Adult	Juv	Adult	Juv
Murder	22	1	0	0	13	0	0	0	10	0	0	0
Manslaughter	0	0	0	0	0	0	0	0	1	0	0	0
Kidnaping	40	3	0	0	11	0	0	0	64	2	0	0
Sex Offenses, Forcible	53	12	1	0	10	2	1	0	34	5	0	0
Robbery	50	7	1	2	33	5	0	0	40	6	0	0
Aggravated Assault	73	7	4	0	89	10	2	1	108	10	0	0
Simple Assault/Intimidation	802	20	14	2	415	19	22	6	1182	113	0	0
Arson	0	0	0	0	1	0	0	0	2	0	0	0
Extortion/Blackmail	1	0	0	0	3	0	0	0	0	0	0	0
Burglary	67	21	10	0	30	12	7	1	77	18	0	0
Larceny	842	125	108	15	143	8	9	6	291	33	1	0
Motor Vehicle Theft	10	8	2	0	9	9	2	3	2	0	0	0
Counterfeiting/Forgery	100	0	2	0	60	0	4	0	40	2	0	0
Fraud	107	0	2	0	11	0	1	0	21	0	0	0
Embezzlement	40	0	0	0	13	0	20	0	6	0	0	0
Stolen Property	52	1	1	0	23	3	0	2	24	1	0	0
Vandalism	57	4	5	0	46	6	3	4	75	8	0	0
Drug/Narcotic Offenses	1238	48	8	1	196	17	46	7	794	31	7	0
Sex Offenses, Nonforcible	8	0	0	0	4	0	0	0	3	0	0	0
Pornography	1	0	0	0	0	0	0	0	1	0	0	0
Gambling	0	0	0	0	11	2	0	0	1	0	0	0
Prostitution	129	0	0	0	3	0	0	0	16	0	0	0
Bribery	0	0	0	0	0	0	0	0	1	0	0	0
Weapon Law Violations	99	8	0	1	66	8	1	0	59	3	0	0
<b>TOTAL GROUP A</b>	<b>3791</b>	<b>265</b>	<b>158</b>	<b>21</b>	<b>1190</b>	<b>101</b>	<b>118</b>	<b>30</b>	<b>2852</b>	<b>232</b>	<b>8</b>	<b>0</b>
Bad Checks	67	0	0	0	34	0	1	0	30	1	0	0
Curfew/Loitering/Vagrancy	0	0	0	0	4	87	0	11	7	25	0	0
Disorderly Conduct	1005	51	7	6	138	2	6	0	74	14	0	0
Driving Under Influence	604	0	53	1	113	1	22	3	282	1	0	0
Drunkenness	1500	6	70	2	75	1	33	9	425	1	0	0
Family Offenses, Nonforcible	219	2	1	0	0	0	0	0	88	0	0	0
Liquor Laws Violations	780	25	10	0	46	0	16	9	44	8	0	0
Peeping Tom	3	0	0	0	1	0	0	0	2	0	0	0
Runaway	0	92	0	1	0	11	0	0	0	0	0	0
Trespass of Real Property	955	29	6	0	135	7	0	0	769	4	0	0
Conspiracy	2	0	0	0	0	0	0	0	0	0	0	0
All Other (except Traffic)	6427	966	138	6	1303	25	14	2	2820	19	3	0
<b>TOTAL GROUP B</b>	<b>11562</b>	<b>1171</b>	<b>285</b>	<b>16</b>	<b>1849</b>	<b>134</b>	<b>92</b>	<b>34</b>	<b>4541</b>	<b>73</b>	<b>3</b>	<b>0</b>
<b>GRAND TOTAL</b>	<b>15353</b>	<b>1436</b>	<b>443</b>	<b>37</b>	<b>3039</b>	<b>235</b>	<b>210</b>	<b>64</b>	<b>7393</b>	<b>305</b>	<b>11</b>	<b>0</b>



# Adult and Juvenile Arrests By County, City and Other

ARRESTS BY OFFENSE	Richmond		Roanoke		Salem		Staunton		Suffolk		Virginia Beach	
	Adult	Juv	Adult	Juv	Adult	Juv	Adult	Juv	Adult	Juv	Adult	Juv
Murder	41	0	1	0	0	1	0	0	2	0	12	2
Manslaughter	0	0	0	0	0	0	0	0	0	0	0	0
Kidnaping	54	1	2	0	1	0	4	0	29	0	45	7
Sex Offenses, Forcible	36	11	4	0	3	2	11	2	16	0	70	24
Robbery	145	11	5	5	5	3	5	0	24	0	78	32
Aggravated Assault	330	27	47	3	16	1	21	2	43	1	85	20
Simple Assault/Intimidation	1114	358	150	26	165	21	333	40	496	1	2229	532
Arson	7	15	2	0	1	1	2	0	0	0	19	46
Extortion/Blackmail	0	1	0	0	1	0	0	0	0	0	2	9
Burglary	131	12	11	3	5	2	14	3	33	0	141	134
Larceny	383	55	208	33	105	24	187	66	250	3	995	598
Motor Vehicle Theft	128	49	5	5	12	4	11	4	0	0	59	31
Counterfeiting/Forgery	50	3	3	0	58	8	68	6	11	0	109	2
Fraud	47	0	10	0	17	3	31	0	38	1	135	4
Embezzlement	10	0	16	2	7	2	0	0	15	0	94	4
Stolen Property	13	1	4	1	1	0	2	0	18	0	32	16
Vandalism	102	27	14	4	16	13	28	13	46	0	216	152
Drug/Narcotic Offenses	874	78	188	9	98	20	136	20	246	5	1818	286
Sex Offenses, Nonforcible	5	1	0	0	0	0	1	0	2	0	3	0
Pornography	0	0	0	0	0	0	0	0	1	0	6	0
Gambling	1	0	0	0	0	0	0	0	0	0	2	1
Prostitution	164	0	30	0	0	0	0	0	0	0	61	0
Bribery	0	0	0	0	0	0	0	0	0	0	0	0
Weapon Law Violations	108	28	28	3	18	6	28	5	41	1	194	64
<b>TOTAL GROUP A</b>	<b>3743</b>	<b>678</b>	<b>728</b>	<b>94</b>	<b>529</b>	<b>111</b>	<b>882</b>	<b>161</b>	<b>1311</b>	<b>12</b>	<b>6405</b>	<b>1964</b>
Bad Checks	57	0	3	0	8	0	57	0	59	0	143	0
Curfew/Loitering/Vagrancy	0	20	0	0	0	0	0	7	0	0	21	561
Disorderly Conduct	87	61	11	18	15	14	44	39	37	4	794	224
Driving Under Influence	255	2	152	0	158	1	132	2	108	1	2292	8
Drunkenness	503	4	519	1	250	3	238	2	32	2	3319	27
Family Offenses, Nonforcible	75	0	4	0	4	0	6	0	32	0	22	0
Liquor Laws Violations	8	2	36	2	25	11	47	31	45	0	437	157
Peeping Tom	3	0	0	0	0	0	1	0	1	0	27	2
Runaway	0	0	0	0	0	2	0	42	0	0	0	2
Trespass of Real Property	126	17	64	4	21	15	21	6	89	8	458	112
Conspiracy	0	0	0	0	0	0	0	0	1	0	0	0
All Other (except Traffic)	2597	48	251	13	561	35	126	8	854	2	9023	878
<b>TOTAL GROUP B</b>	<b>3711</b>	<b>154</b>	<b>1040</b>	<b>38</b>	<b>1042</b>	<b>81</b>	<b>672</b>	<b>137</b>	<b>1258</b>	<b>17</b>	<b>16536</b>	<b>1971</b>
<b>GRAND TOTAL</b>	<b>7454</b>	<b>832</b>	<b>1768</b>	<b>132</b>	<b>1571</b>	<b>192</b>	<b>1554</b>	<b>298</b>	<b>2569</b>	<b>29</b>	<b>22941</b>	<b>3935</b>

# Adult and Juvenile Arrests By County, City and Other

ARRESTS BY OFFENSE	Waynesboro		Williamsburg		Winchester		Total City	
	Adult	Juv	Adult	Juv	Adult	Juv	Adult	Juv
Murder	2	0	0	0	1	0	144	11
Manslaughter	0	0	0	0	0	0	2	0
Kidnaping	5	0	0	0	1	0	373	20
Sex Offenses, Forcible	7	0	4	1	7	1	450	100
Robbery	3	3	5	2	8	1	691	128
Aggravated Assault	54	4	7	1	15	2	1923	219
Simple Assault/Intimidation	242	26	91	17	135	45	14021	1894
Arson	6	0	0	0	0	7	57	100
Extortion/Blackmail	0	0	0	0	0	0	12	11
Burglary	13	6	3	0	32	7	1039	343
Larceny	125	24	30	14	193	135	7655	2113
Motor Vehicle Theft	11	2	2	5	0	0	419	202
Counterfeiting/Forgery	30	0	5	0	22	1	1052	43
Fraud	22	1	5	0	17	1	982	26
Embezzlement	7	0	5	1	8	2	539	27
Stolen Property	1	2	1	1	10	3	359	76
Vandalism	14	8	9	0	11	10	1113	436
Drug/Narcotic Offenses	105	12	52	2	348	29	11658	1091
Sex Offenses, Nonforcible	0	1	0	0	1	0	50	4
Pornography	0	0	0	0	0	0	9	0
Gambling	0	0	0	0	0	0	54	3
Prostitution	0	0	0	0	0	0	448	1
Bribery	0	0	0	0	0	0	4	0
Weapon Law Violations	18	2	8	1	21	2	1303	253
<b>TOTAL GROUP A</b>	<b>665</b>	<b>91</b>	<b>227</b>	<b>45</b>	<b>830</b>	<b>246</b>	<b>44357</b>	<b>7101</b>
Bad Checks	30	0	1	0	268	1	2421	4
Curfew/Loitering/Vagrancy	2	3	0	1	0	2	131	1347
Disorderly Conduct	17	6	2	1	17	4	3169	632
Driving Under Influence	114	2	86	0	208	4	8611	64
Drunkenness	181	1	107	2	67	4	13888	106
Family Offenses, Nonforcible	10	0	0	0	22	0	738	39
Liquor Laws Violations	16	18	41	4	23	20	3804	626
Peeping Tom	2	0	0	0	1	0	59	3
Runaway	0	58	0	0	0	7	0	1537
Trespass of Real Property	24	3	5	1	29	7	4460	550
Conspiracy	0	0	0	0	0	0	11	0
All Other (except Traffic)	498	48	40	4	880	29	40249	3390
<b>TOTAL GROUP B</b>	<b>894</b>	<b>139</b>	<b>282</b>	<b>13</b>	<b>1515</b>	<b>78</b>	<b>77541</b>	<b>8298</b>
<b>GRAND TOTAL</b>	<b>1559</b>	<b>230</b>	<b>509</b>	<b>58</b>	<b>2345</b>	<b>324</b>	<b>121898</b>	<b>15399</b>

# Adult and Juvenile Arrests By County, City and Other

ARRESTS BY OFFENSE	College/Univ		Other Agency		Total Other		Total State	
	Adult	Juv	Adult	Juv	Adult	Juv	Adult	Juv
Murder	0	0	0	0	0	0	249	18
Manslaughter	0	0	0	0	0	0	9	2
Kidnaping	4	0	0	0	4	0	669	34
Sex Offenses, Forcible	3	1	0	0	3	1	1039	313
Robbery	1	0	2	0	3	0	1158	243
Aggravated Assault	12	0	5	0	17	0	3961	521
Simple Assault/Intimidation	33	0	19	0	52	0	29675	4634
Arson	0	0	0	0	0	0	163	164
Extortion/Blackmail	0	0	0	0	0	0	30	12
Burglary	7	0	2	0	9	0	2645	1128
Larceny	36	9	34	2	70	11	16647	4369
Motor Vehicle Theft	3	4	2	0	5	4	1006	393
Counterfeiting/Forgery	6	0	37	0	43	0	2620	84
Fraud	9	0	64	3	73	3	2570	81
Embezzlement	3	0	11	0	14	0	1348	60
Stolen Property	4	0	4	0	8	0	813	155
Vandalism	15	1	5	0	20	1	2825	1263
Drug/Narcotic Offenses	169	7	164	11	333	18	23524	2760
Sex Offenses, Nonforcible	0	0	0	0	0	0	109	10
Pornography	3	0	0	0	3	0	36	4
Gambling	0	0	2	0	2	0	72	4
Prostitution	0	1	0	0	0	1	567	2
Bribery	0	0	0	0	0	0	14	3
Weapon Law Violations	6	0	76	2	82	2	2931	645
<b>TOTAL GROUP A</b>	<b>314</b>	<b>23</b>	<b>427</b>	<b>18</b>	<b>741</b>	<b>41</b>	<b>94680</b>	<b>16902</b>
Bad Checks	1	0	1	0	2	0	7275	18
Curfew/Loitering/Vagrancy	0	0	0	0	0	0	173	1937
Disorderly Conduct	55	1	15	0	70	1	5101	1404
Driving Under Influence	325	5	355	2	680	7	24059	277
Drunkenness	440	0	117	0	557	0	25219	274
Family Offenses, Nonforcible	1	1	4	0	5	1	1103	44
Liquor Laws Violations	349	10	1398	77	1747	87	7442	1466
Peeping Tom	4	0	0	0	4	0	107	7
Runaway	0	0	0	0	0	0	0	4019
Trespass of Real Property	96	1	33	0	129	1	6847	874
Conspiracy	1	0	1	0	2	0	211	5
All Other (except Traffic)	421	4	719	49	1140	53	77897	6191
<b>TOTAL GROUP B</b>	<b>1693</b>	<b>22</b>	<b>2643</b>	<b>128</b>	<b>4336</b>	<b>150</b>	<b>155434</b>	<b>16516</b>
<b>GRAND TOTAL</b>	<b>2007</b>	<b>45</b>	<b>3070</b>	<b>146</b>	<b>5077</b>	<b>191</b>	<b>250114</b>	<b>33418</b>