

# CRIME IN VIRGINIA 2005



Compiled by  
Uniform Crime Reporting Section  
Department of State Police



# CRIME IN VIRGINIA



JANUARY–DECEMBER, 2005

## Virginia Uniform Crime Reporting Program

DEPARTMENT OF STATE POLICE  
Colonel W. Steven Flaherty  
Superintendent  
RICHMOND



# Foreword

Crime is of great concern to all citizens of Virginia. By use of crime statistics, criminal justice agencies can make an informed decision concerning the most efficient and effective manner in which to dedicate their limited resources toward the reduction of crime in their communities. The Uniform Crime Reporting (UCR) Program is a system of collecting and analyzing crime statistics gathered on selected crimes by participating law enforcement agencies throughout the State. We acknowledge the efforts made by these agencies in making this report accurate and concise.

With this edition, all information is in the Incident Based format. The Incident Based Reporting central repository went into production in January 1994. At that time all contributing agencies were given five years to convert their summary system into an incident based system. All but a few agencies have completed this process and we are no longer accepting summary hard copy reports. In the section, Offenses By Contributor, if the agency did not submit an entire year of data, the footnote beside the agency's name represents the number of months of submission. The statewide population for this publication, 7,567,500, are 2005 provisional estimates provided by the Weldon Cooper Center For Public Service, University of Virginia.

In accordance with the *Code of Virginia*, the Department of State Police, as the central repository, collects crime information from participating agencies; the most accurate information available in Virginia is used to generate the statistics contained in this annual report. UCR statistics were originally for police agencies only, but community concern has generated a use by both public and private sources. This use increases yearly. The UCR information has become the primary vehicle used to evaluate levels of criminal activity in jurisdictions throughout Virginia.

The participation and cooperation of all agencies making this publication possible is sincerely appreciated. The quality of the program continues to be maintained through their cooperative efforts.

Colonel W. Steven Flaherty  
Superintendent

# Dedication

This publication is dedicated to the memory of the following law enforcement officers who were feloniously killed while performing their duties during 2005.

**Lieutenant James B. (Bo) Weaver**

Dinwiddie County Sheriff's Office  
October 7, 1945 - June, 27, 2005  
Employed November 6, 1989

**Officer Michael Kevin Saffran**

Chesapeake Police Department  
April, 25, 1960 - October 8, 2005  
Employed November, 29, 2004

**Officer Stanley Cornell Reaves**

Norfolk Police Department  
February 18, 1972 - October 28, 2005  
Employed September 23, 2004

## Facts At A Glance

- There were 487,879 Group A Offenses reported by the contributing agencies. (Page 8)
- The total number of incidents of crime was 454,364 and the month of August had the greatest number reported. (Page 7)
- Of the 23,040 violent crimes reported, 44.0% occurred in the home. (Page 43)
- There were 5,295 victims of the 4,973 forcible sex offenses reported by the contributing agencies. 86.4% were females. (Pages 14 & 15)
- The theft of money accounted for a property loss of \$38,819,226. (Page 57)
- Firearms represented 19.7% of all weapons used in Aggravated Assaults. 70.2% of all victims of aggravated assault had some type of injury. (Page 44)
- 15,863 offenses of Motor Vehicle Thefts were reported, amounting to a total value loss of \$93,565,797. (Page 58)
- There were 120,503 Group A arrests reported by contributing agencies and 186,078 Group B arrests reported. (Pages 71 & 72)
- There were 1,293 assaults on officers reported in Virginia. 33.7% involved some type of injury to the officer. (Page 53)
- Of the 343 Hate Crime offenses reported, 42.6% of these were some type of assault offense and 38.8% were vandalism/damage of property offenses. (Page 49)

### Clearance Rates:

This report no longer contains clearance rates. The IBR system does not accurately reflect the volume of clearances each department produces in a given year. Additionally, the number of arrests in a jurisdiction does not provide offense clearance information in that one person arrested could clear a number of different offenses.

# Table of Contents

<b>I.</b>	<b>2005 VIRGINIA UNIFORM CRIME REPORTING PROGRAM</b>	<b>Page</b>
	A. History of UCR Program .....	1
	B. UCR Objectives .....	1
	C. Incident Based Reporting.....	2
	D. Crime Factors.....	3
	E. Crime Trends.....	4
<b>II.</b>	<b>GROUP A OFFENSES</b>	
	A. Definitions of Group A Offense Categories.....	6
	B. Monthly Offenses.....	7
	C. Crime Clocks .....	8
	D. Homicide.....	9
	E. Forcible Sex Offenses .....	13
	F. Robbery.....	18
	G. Assault Offenses .....	22
	H. Burglary .....	26
	I. Larceny .....	30
	J. Motor Vehicle Theft .....	33
	K. Arson.....	37
<b>III.</b>	<b>SUMMARY OF GROUP A OFFENSES</b>	
	A. Violent Crime—Relationship of Victim to Offender.....	42
	B. Violent Crime—Offender Suspected of Using .....	42
	C. Violent Crime—Resident Status of Victim.....	42
	D. Violent Crime—Location and Time of Offense.....	43
	E. Violent Crime—Weapon Used, Victim Injury .....	44
	F. Violent Crime—Age, Gender & Race of Victim/Offender.....	45
	G. Property Crime—Offender Suspected of Using .....	46
	H. Property Crime—Offenses by Time of Day .....	46
	I. Property Crime—Location By Offense .....	47
	J. Property Crime—Offense by Day of Week .....	48
	K. Property Crime—Victims & Offenders by Race & Gender .....	48
	L. Hate Crime .....	49
<b>IV.</b>	<b>LAW ENFORCEMENT OFFICERS KILLED AND ASSAULTED</b>	
	A. Officers Assaulted by Type of Activity .....	52
	B. Officers Assaulted by Type of Weapon .....	53
	C. Officers Injured by Type of Injury .....	53
	D. Officers Assaulted by Type of Assignment .....	54
	E. Officers Assaulted by Time of Day .....	54



<b>V.</b>	<b>VALUE OF PROPERTY LOSS</b>	
	A. Value of Property Stolen & Recovered by Month .....	56
	B. Value Loss by Property Description .....	57
	C. Value of Property Stolen by Type of Offense .....	58
<b>VI.</b>	<b>ARREST DATA</b>	
	A. Number of Arrests by Quarter .....	60
	B. Number of Arrests by Age, Gender, and Race.....	61
	C. IBR Agencies' Drug Arrests by Age & Type of Drug .....	63
	D. IBR Agencies' Juveniles Arrested by Offense .....	64
	E. IBR Agencies' Adults Arrested by Age.....	66
	F. IBR Agencies' Arrests by Gender.....	69
	G. IBR Agencies' Arrests by Race.....	70
	H. IBR Agencies' Group A Arrests--Distribution & Rate .....	71
	I. IBR Agencies' Group B Arrests by Race and Gender .....	72
<b>VII.</b>	<b>CONTRIBUTING AGENCIES FULL-TIME EMPLOYEES</b> .....	73
<b>VIII.</b>	<b>GROUP A OFFENSES BY IBR CONTRIBUTOR</b> .....	79
<b>IX.</b>	<b>ARREST BY COUNTY AND CITY</b> .....	101



# Virginia Uniform Crime Reporting Program

## HISTORY

Development of the nationwide summary Uniform Crime Reporting (UCR) Program began seventy-five years ago. In 1930, crime counts were first requested from local police departments, with the Federal Bureau of Investigation designated by Congress to collect, compile, and analyze these statistics. The Committee on Uniform Crime Records of the International Association of Chiefs of Police played a primary role in the origin and development of the UCR Program and, to this day, serves in a strong advisory capacity. The National Sheriff's Association (NSA) in 1966, established a Committee on Uniform Crime Reporting to serve in an advisory capacity to the NSA membership and the national Uniform Crime Reporting Program. Today, this Committee and similar committees within the state law enforcement associations are active in promoting interest in the UCR Program. Standardized offense classifications and scoring procedures to insure uniformity and consistency of data were the keynote of the reports. All of the Uniform Crime Reports were designed to be a by-product of information that a law enforcement agency should routinely compile for its own efficient administration and performance. The underlying philosophy and focus is and always has been oriented toward police statistics for use by law enforcement agencies, but the unique nature of the program makes the data invaluable for use by elected officials and the American public.

The FBI has actively assisted individual states in the development of statewide programs of police statistics compatible with the national system. These state statistical programs provide the advantage of increased coverage of law enforcement agencies due to mandatory reporting requirements. State systems also provide direct and frequent service to law enforcement agencies in assuring completeness and quality of information provided by them. Through coordination by the state collection agency, the data is available for use by the state, and the collection and reporting machinery for the national program is substantially streamlined.

Prior to June 30, 1974, no mandatory uniform crime reporting law existed in Virginia, and of the 288 agencies in the Commonwealth, 162 or 56% were voluntarily reporting directly to the Federal Bureau of Investigation. Effective law enforcement requires the coordinated action of all law enforcement agencies within and among political subdivisions. Special attention must often be devoted to a selective and concentrated effort both area wide as well as in terms of a specific pattern and type of criminal behavior. Selective and coordinated enforcement becomes possible only when the type and volume of crime can be analyzed on a basis of accurate information, statistically developed and coordinated.

The need for statistical information on the number of offenses and offenders was long recognized in the state. The system developed in Virginia gave vital information that assisted law enforcement agencies throughout the state by furnishing information for management decisions and planning programs. Virginia has now converted to a more extensive data collection system. This new system is discussed on the following page.

A statewide UCR program informs the Governor, Legislature, local and state law enforcement agencies, other governmental officials, and the public as to the nature of crime problems in Virginia, their magnitude, and their trend over a period of time. Local and state officials are able to assess the direction and impact of crime through the collection of timely and reliable statistical information.

## UCR SYSTEM OBJECTIVES

The fundamental objectives of the Virginia Uniform Crime Reporting Program are:

- (1) To inform the Governor, Legislature, and other governmental officials, and the public as to the nature of the crime problem in Virginia—its magnitude and its trend.
- (2) To provide law enforcement administrators with criminal statistics for administrative and operational use.
- (3) To determine who commits crimes by age, sex, race, and other attributes in order to find the proper focus for crime prevention and enforcement.
- (4) To provide base data and statistics to measure the workload and effectiveness of Virginia's criminal justice system.
- (5) To provide base data and statistics to measure the effects of prevention and deterrence programs.
- (6) To provide base data and statistics for research to improve the efficiency, effectiveness and performance of criminal justice agencies.
- (7) To provide base data to assist in the assessment of social and other causes for the development of theories of criminal behavior.

# Incident Based Reporting

## THE INCIDENT BASED REPORTING SYSTEM

Virginia is now publishing crime data in a different format. This new reporting system is the Incident Based Reporting System. The Incident Based Reporting (IBR) system was designed to meet law enforcement needs well into the new millennium. The following information is furnished to provide an overall description of IBR.

During the preliminary development of IBR by the Federal Bureau of Investigation, advice was solicited from the National Association of State UCR programs, the International Association of Chiefs of Police, the National Sheriffs' Association, the National Alliance of State Drug Enforcement Agencies and other federal, state and local criminal justice agencies.

The guidelines and specification developed were provided to South Carolina for testing in a pilot program in 1987. As a result of the testing, further refinements were made. In 1988, a national conference was held to present these guidelines and obtain feedback from representatives of law enforcement agencies in attendance. While the consensus was that the Federal Bureau of Investigation should proceed with efforts to implement this system nationally, additional suggestions concerning this program were submitted.

Virginia formed a State UCR Committee in 1986 to follow the developments of the IBR and to evaluate its impact on our state. This committee was composed of representatives from the Virginia State Sheriffs' Association, the Virginia Association of Chiefs of Police, the Department of Criminal Justice Services, and the Department of State Police. The State UCR Committee created the UCR Forms Subcommittee, which included representatives from police and sheriffs' agencies, the State Police, and the Department of Criminal Justice Services. This subcommittee developed, tested and subsequently recommended a standard Incident Based Reporting form for use in Virginia. The Forms Subcommittee recommended this form be used at the option of the reporting agencies. However, agencies may use their own form to report the required data to the central repository. It is important, at this point, to recognize that this form is used to *collect* the various data concerning criminal activity. Because of the numerous data elements collected, law enforcement agencies *report* this data to the central repository via an automated system.

The UCR Committee recommended that the Superintendent of the Department of State Police adopt the minimum, mandatory data standards recommended by FBI/UCR and proceed with the implementation of Incident Based Reporting in Virginia. In addition, the committee recommended that the data be collected which would relate the offender to the offense, the type of property security/alarm system used, and the method/direction used by the offender to flee the scene. Additional data is collected on Officer Assaulted/Killed Reports relating to the types of activities and assignments the officer was performing at the time of the offense.

Some of the major benefits derived from the IBR system are greater specificity in reporting; more correlation between offenses, property, victims, offenders, and arrestees; expanded victim/offender relationships; distinction between attempted and completed crimes; and increased reporting of various circumstances relative to specific crimes.

The IBR system requires that extensive data be reported for *each crime* occurring during a particular incident. Under the old summary system, only limited data concerning the *most serious crime* occurring during a particular incident was reported.

Information relating to two different levels of offenses are collected by the IBR system. The most serious offenses are designated as Group "A" offenses; the less serious offenses are designated as Group "B" offenses. Group "A" offenses consist of 22 categories of crimes involving 46 different offenses; a maximum of 10 offenses per incident may be reported. Agencies are required to report 75 data elements for each Group "A" offense. Group "B" offenses, consisting of 11 crimes, only require reporting arrest data and the identification of the case and reporting agency.

The new offense categories along with their definitions are provided on page six.

# Crime Factors

Crime trends vary from place to place; thus, a review of the statistics and comparison of data should be done with caution. While the causes and origins of crime have been the subject of investigation by many disciplines, *Crime in Virginia* restricts itself to population size alone to establish a crime rate.

Some factors believed to affect the type and volume of crime in various places are:

1. Population size, density and degree of urbanization;
2. Population variations in composition and stability;
3. Economic conditions and employment availability;
4. Mores, cultural conditions, education, and religious characteristics;
5. Family cohesiveness;
6. Climate, including seasonal weather conditions;
7. Effective strength of the police force;
8. Standards governing appointments to the police force;
9. Attitudes and policies of the courts, prosecutors and corrections;
10. Citizen attitudes toward crime and police;
11. The administrative and investigative efficiency of police agencies and the organization and cooperation of adjoining and overlapping police jurisdiction;
12. Crime reporting practices of citizens.

## Crime Trends 2005

<b>Group A Offenses</b>	<b>Year</b>	<b>Number of Offenses</b>	<b>Rate Per 100,000</b>
Murder	2005	466	6.16
Kidnapping/Abduction	2005	2178	28.78
Forcible Sex Offenses	2005	5306	70.12
Robbery	2005	7486	98.92
Aggravated Assaults	2005	11687	154.44
Simple Assaults/Intimidation	2005	94427	1247.80
Arson	2005	1653	21.84
Extortion/Blackmail	2005	72	.95
Burglary	2005	29145	385.13
Larceny	2005	156038	2061.95
Motor Vehicle Theft	2005	15863	209.62
Counterfeiting/Forgery	2005	8665	114.50
Fraud	2005	18172	240.13
Embezzlement	2005	3226	42.63
Stolen Property	2005	1455	19.23
Damage/Vandalism	2005	91219	1205.40
Drug/Narcotics	2005	42236	558.12
Nonforcible Sex Offenses	2005	267	3.53
Pornography	2005	229	3.03
Gambling	2005	56	.74
Prostitution	2005	993	13.12
Bribery	2005	13	.17
Weapon Law Violations	2005	10686	141.21

All counts are number of offenses except for offenses against a person in which victims are counted.



## II

# Group A Offenses



# Definitions of Categories of Group A Offenses

For practical purposes of measuring the trend and distribution of crime on the National and State level, the definitions for crime in the Incident Based Reporting (IBR) Program are generic in order not to exclude varying state and Federal statutes relating to the same type of crime. The definitions which were developed for IBR are not meant to be used for charging persons with crimes. Essential to the maintaining of uniform and consistent data is the establishment of standard definitions which are used for the State and National Programs.

## The IBR Group A Offense Categories and their definitions are:

**Arson** - Definition on Page 37

**Assault** - Definition on Page 22

**Bribery** - The offering, giving, receiving, or soliciting of anything of value (i.e., a bribe, gratuity, or kickback) to sway the judgment or action of a person in a position of trust or influence.

**Burglary** - Definition on Page 26

**Counterfeiting/Forgery** - The altering, copying, or imitation of something, without authority or right, with the intent to deceive or defraud by passing the copy or thing altered or imitated as that which is original or genuine; or the selling, buying, or possession of an altered, copied, or imitated thing with the intent to deceive or defraud.

**Destruction/Damage/Vandalism of Property** - To willfully or maliciously destroy, damage, deface, or otherwise injure real or personal property without the consent of the owner or the person having custody or control of it.

**Drug/Narcotic Offenses** - The violation of laws prohibiting the production, distribution, and/or use of certain controlled substances and the equipment or devices utilized in their preparation and/or use. (Includes drugs and equipment violations)

**Embezzlement** - The unlawful misappropriation by an offender to his/her own use or purpose of money, property, or some other thing of value entrusted to his/her care, custody, or control.

**Extortion/Blackmail** - To unlawfully obtain money, property, or any other thing of value, either tangible or intangible, through the use or threat of force, misuse of authority, threat of criminal prosecution, threat of destruction of reputation or social standing, or through other coercive means.

**Fraud Offenses** - The intentional perversion of the truth for the purpose of inducing another person or other entity in reliance upon it to part with something of value or to surrender a legal right. (Includes false pretenses/swindle/confidence game, credit card/automatic teller machine, impersonation, welfare, and wire frauds)

**Gambling Offenses** - To unlawfully bet or wager money or something else of value; assist, promote, or operate a game of chance for money or some other stake; possess or transmit wagering information; manufacture, sell, purchase, possess, or transport gambling equipment, devices, or goods; or tamper with the outcome of a sporting event or contest to gain a gambling advantage. (Includes betting/wagering, operating/promoting/assisting, gambling equipment and sports tampering violations)

**Homicide** - Definition on Page 9

**Kidnaping/Abduction** - The unlawful seizure, transportation, and/or detention of a person against his/her will, or of a minor without the consent of his/her custodial parent(s) or legal guardian.

**Larceny/Theft** - Definition on Page 30

**Motor Vehicle Theft** - Definition on Page 33

**Pornography/Obscene Material** - The violation of laws or ordinances prohibiting the manufacture, publishing, sale, purchase, or possession of sexually explicit material, e.g., literature, photographs, etc.

**Prostitution Offenses** - To unlawfully engage in or promote sexual activities for profit. (Also includes assisting)

**Robbery** - Definition on Page 18

**Sex Offenses, Forcible & Nonforcible** - Definition on Page 13

**Stolen Property Offenses** - Receiving, buying, selling, possessing, concealing, or transporting any property with the knowledge that it has been unlawfully taken, as by burglary, embezzlement, fraud, larceny, robbery, etc.

**Weapon Law Violations** - The violation of laws or ordinances prohibiting the manufacture, sale, purchase, transportation, possession, concealment, or use of firearms, cutting instruments, explosives, incendiary devices, or other deadly weapons.



## Monthly Group A Offense Categories

	Jan	Feb	Mar	Apr	May	Jun	Jul	Aug	Sep	Oct	Nov	Dec
Arson	118	129	153	172	131	142	154	141	144	122	131	116
Assault, Aggrav.	733	667	782	887	962	923	1007	872	879	872	795	770
Assault, Other	6462	5902	7005	7361	7718	7318	7424	7037	7427	7245	6413	5728
Bribery	0	0	1	4	1	1	1	3	1	0	1	0
Burglary	2145	1776	2205	2198	2401	2404	2671	2706	2693	2796	2727	2423
Counterfeiting	807	642	842	779	693	784	747	771	701	694	617	588
Destruction	6500	5958	7662	7688	7747	8214	8773	8524	7595	7800	6683	7075
Drug	3331	3603	3786	3777	3813	3575	3404	3755	3511	3507	3050	3126
Embezzlement	310	234	255	238	292	249	290	327	256	262	246	267
Extortion	6	3	3	8	7	3	6	5	5	3	15	8
Fraud	1610	1380	1604	1547	1531	1571	1646	1572	1458	1526	1431	1297
Gambling	6	5	5	7	5	5	8	2	2	6	4	1
Homicide, Murder	35	26	34	30	42	48	50	40	28	34	33	32
Homicide, Neg.	1	2	2	0	0	2	1	0	0	2	1	0
Kidnapping	152	143	150	147	164	157	174	160	150	163	139	106
Larceny	11536	10202	12737	13391	13665	14454	14457	14943	13622	13502	12066	11463
MV Theft	1239	1000	1182	1201	1265	1349	1543	1586	1569	1406	1275	1249
Pornography	24	15	19	16	13	15	18	19	28	22	20	20
Prostitution	61	66	98	93	76	72	59	127	108	101	66	66
Robbery	606	429	492	532	613	625	646	675	682	739	729	718
Forcible Sex, Rape	152	109	127	123	154	163	177	156	158	141	125	91
Forcible Sex, Other	288	234	255	306	298	322	313	288	267	248	265	213
Nonforcible Sex	25	17	25	20	20	26	23	27	24	21	14	14
Stolen Property	129	95	112	118	134	131	150	146	121	111	118	90
Weapon Laws	806	742	909	945	1005	899	924	920	878	961	846	853
Group A Offenses	37082	33379	40445	41588	42750	43452	44666	44802	42307	42284	38810	36314
Group A Incidents	36192	31860	37940	39050	39671	40170	41240	41471	39096	38814	35505	33355

Assaults, Other includes simple assaults, and intimidation.

Forcible Sex, Other includes sodomy, sexual assault with object, and forcible fondling.

Nonforcible Sex includes incest and statutory rape.

These crime counts represent offenses reported in an incident, not victims of each offense.

# Group A Incidents

*454,364 Incidents Reported – One every 1 Min. 9 Sec.*

*Several offenses may have occurred in one crime incident; therefore, the total number of Group A offenses reported was 487,879.*

## *Crimes Against The Person*

*100,666 Offenses Reported - One every 5 Min. 13 Sec.*

### *Homicide*

*443 Offenses Reported*

### *Kidnapping/Abduction*

*1,805 Offenses Reported*

### *Forcible Sex Offenses*

*4,973 Offenses Reported*

### *Assault Offenses*

*93,189 Offenses Reported*

### *Nonforcible Sex Offenses*

*256 Offenses Reported*

## *Crimes Against Society*

*54,204 Offenses Reported - One every 9 Min. 42 Sec.*

### *Drug Offenses*

*42,238 Offenses Reported*

### *Pornography/Obscene Material*

*229 Offenses Reported*

### *Gambling Offenses*

*56 Offenses Reported*

### *Prostitution*

*993 Offenses Reported*

### *Weapon Law Violations*

*10,688 Offenses Reported*

## *Crimes Against Property*

*333,009 Offenses Reported - One every 1 Min. 35 Sec.*

### *Robbery*

*7,486 Offenses Reported*

### *Arson*

*1,653 Offenses Reported*

### *Extortion/Blackmail*

*72 Offenses Reported*

### *Burglary*

*29,145 Offenses Reported*

### *Larceny*

*156,038 Offenses Reported*

### *Motor Vehicle Theft*

*15,864 Offenses Reported*

### *Counterfeiting/Forgery*

*8,665 Offenses Reported*

### *Fraud*

*18,173 Offenses Reported*

### *Embezzlement*

*3,226 Offenses Reported*

### *Stolen Property*

*1,455 Offenses Reported*

### *Damage/Vandalism*

*91,219 Offenses Reported*

### *Bribery*

*13 Offenses Reported*



## **Homicide Offenses**

*The killing of one human being by another*

### **Murder/**

### **Nonnegligent Manslaughter**

*The willful (nonnegligent) killing of one human being by another*

### **Manslaughter By Negligence**

*The killing of another person through negligence  
This offense does not  
include "Vehicular Manslaughter"*

### **Justifiable Homicide**

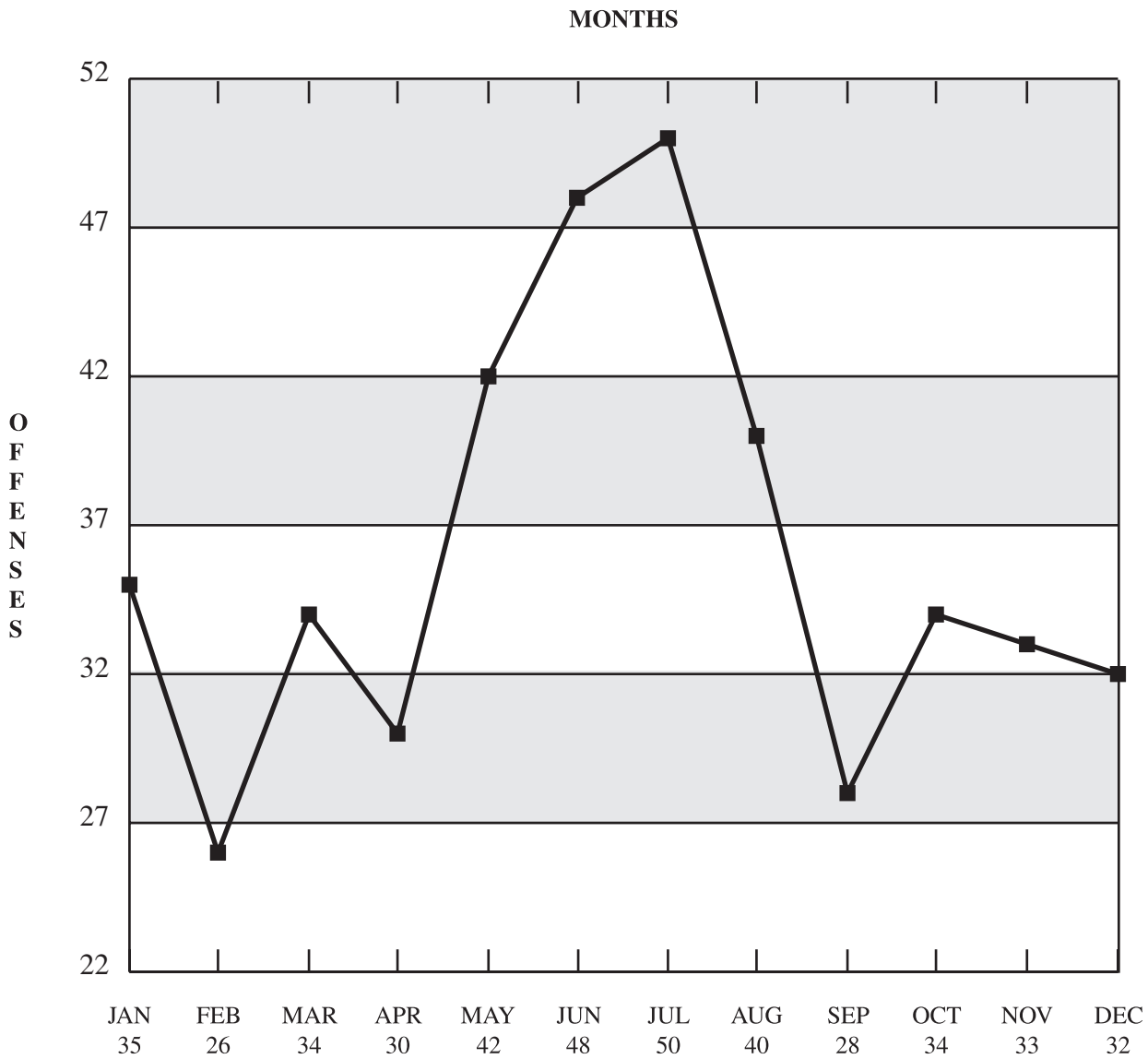
*The killing of a perpetrator of a serious criminal offense by a peace officer in the line of duty; or the killing, during the commission of a serious criminal offense, of the perpetrator by a private individual*

***Murder/  
Nonnegligent  
Manslaughter***



*As a general rule, any death due to injuries received in a fight, argument, quarrel, assault, or commission of a crime is classified in this category. Suicides, accidental deaths, assaults to murder, traffic fatalities, and attempted murders are not classified as Murder/Non-negligent Manslaughter. More information on murders may be found in the violent crime section of this report.*

*In 2005, the contributing agencies reported 432 offenses resulting in 466 actual deaths. An analysis by month shows July had the greatest occurrences.*



# Murder/Nonnegligent Manslaughter

In all cases of murder reported under this system, data is captured on the victim and suspected offender's age, gender, and race. The data below represents victim information for the murders reported by the agencies submitting Incident Based Reporting data.

## VICTIMS BY AGE, GENDER, AND RACE

Age	Gender	White	Black	Am Indian/ Alskn Native	Asian Pacific Isl	Unk	Total
Under 10	M	4	5			1	10
	F	4	4			2	10
	U						
10-14	M	1	2				3
	F		2				2
	U						
15-19	M	3	32				35
	F	2	7				9
	U						
20-24	M	18	64				82
	F	2	11				13
	U						
25-29	M	18	43				61
	F	9	4		1		14
	U						
30-34	M	9	24				34
	F	4	2			1	6
	U						
35-39	M	18	13				31
	F	8	5				13
	U						
40-44	M	13	10				24
	F	9	3			1	12
	U						
45-49	M	11	14				25
	F	3	3				6
	U						
50-54	M	9	14				23
	F	3					3
	U						
55-59	M	3	2				6
	F	3			2	1	5
	U						
60-64	M	2	1				3
	F	1	1				2
	U						
65 & Over	M	12					12
	F	7			1		8
	U						
Unknown	M	6	4				10
	F	2	2				4
	U						
<b>TOTAL</b>	<b>M</b>	<b>127</b>	<b>228</b>			<b>4</b>	<b>359</b>
	<b>F</b>	<b>57</b>	<b>44</b>		<b>4</b>	<b>2</b>	<b>107</b>
	<b>U</b>						

# Murder/Nonnegligent Manslaughter

## OFFENDERS BY AGE, GENDER, AND RACE

Age	Gender	White	Black	Am Indian/ Alskn Native	Asian Pacific Isl	Unk	Total
Under 10	M						
	F						
	U						
10-14	M	2	3				5
	F						
	U						
15-19	M	6	82		1		89
	F	1	5				6
	U						
20-24	M	21	87		1		109
	F	7	7				14
	U						
25-29	M	23	57				80
	F	5	5				10
	U						
30-34	M	7	20				27
	F	7	1				8
	U						
35-39	M	12	20				32
	F	5	5				10
	U						
40-44	M	11	5				16
	F	6	2				8
	U						
45-49	M	15	7				22
	F	2	3				5
	U						2
50-54	M	6	1				7
	F						
	U						
55-59	M	5					5
	F						
	U						
60-64	M		1				1
	F	2	1				3
	U						
65 & Over	M	4	1				5
	F	1					1
	U						
Unknown	M	2	15			2	19
	F		1				1
	U					50	50
<b>TOTAL</b>	<b>M</b>	<b>114</b>	<b>299</b>		<b>2</b>	<b>2</b>	<b>417</b>
	<b>F</b>	<b>36</b>	<b>30</b>				<b>66</b>
	<b>U</b>					<b>52</b>	<b>52</b>



## **Forcible Sex Offenses**

### **Forcible Rape**

*The carnal knowledge of a person, forcibly and/or against that person's will; or not forcibly or against the person's will where the victim is incapable of giving consent because of his/her temporary or permanent mental or physical incapacity*

### **Forcible Sodomy**

*Oral or anal sexual intercourse with another person, forcibly and/or against that person's will; or not forcibly or against the person's will where the victim is incapable of giving consent because of his/her youth or because of his/her temporary or permanent mental or physical incapacity*

### **Sexual Assault With An Object**

*To use an object or instrument to unlawfully penetrate, however slightly, the genital or anal opening of the body of another person, forcibly and/or against that person's will; or not forcibly or against the person's will where the victim is incapable of giving consent because of his/her youth or because of his/her temporary or permanent mental or physical incapacity*

### **Forcible Fondling**

*The touching of the private body parts of another person for the purpose of sexual gratification, forcibly and/or against that person's will; or not forcibly or against the person's will where the victim is incapable of giving consent because of his/her youth or because of his/her temporary or permanent mental or physical incapacity*

## **Nonforcible Sex Offenses**

### **Incest**

*Nonforcible sexual intercourse between persons who are related to each other within the degrees wherein marriage is prohibited by law*

### **Statutory Rape**

*Nonforcible sexual intercourse with a person who is under the statutory age of consent*

## Forcible Sex Offenses

Forcible sex offenses include forcible rape, forcible sodomy, sexual assault with an object, and forcible fondling. Additional information on these offenses can be found in the violent crime section of this report.

Relationship of Victim to Offender	
Spouse	98
Common-Law Spouse	4
Parent	5
Sibling	145
Child	336
Grandparent	1
Grandchild	78
In-Law	18
Stepparent	29
Stepchild	140
Stepsibling	37
Other Family Member	354
Acquaintance	1286
Friend	338
Neighbor	105
Babysittee	50
Boyfriend/Girlfriend	249
Child of Boyfriend/Girlfriend	54
Homosexual Relationship	4
Ex-Spouse	11
Employee	22
Employer	8
Otherwise Known	481
Stranger	423
Unknown	740
<b>Total</b>	<b>5016</b>

Resident Status of Victim	Number
Resident	3832
Nonresident	815
Unknown	659
<b>Total Status</b>	<b>5306</b>

How Suspect Left Scene	Number
Auto	200
Truck	23
Van	5
Motorcycle	0
Bicycle	5
Foot	324
Moped	2
Other	69
Unknown	395
<b>Total</b>	<b>1023</b>

### Forcible Sex Offenses By Day of Week And Time of Day

Day/Time	00:00	02:00	04:00	06:00	08:00	10:00	12:00	14:00	16:00	18:00	20:00	22:00	Unk
	01:59	03:59	05:59	07:59	09:59	11:59	13:59	15:59	17:59	19:59	21:59	23:59	
Monday	67	32	18	25	66	41	77	67	55	73	53	45	70
Tuesday	69	24	16	18	65	44	64	75	66	51	52	47	68
Wednesday	79	24	10	30	53	48	77	47	77	49	50	52	47
Thursday	68	28	11	16	69	50	77	75	61	55	51	57	62
Friday	98	36	17	31	62	60	80	67	79	59	63	83	70
Saturday	163	71	38	26	66	40	61	43	42	62	82	101	62
Sunday	106	61	44	26	41	22	43	44	54	46	72	52	29
<b>TOTAL</b>	<b>650</b>	<b>276</b>	<b>154</b>	<b>172</b>	<b>422</b>	<b>305</b>	<b>479</b>	<b>418</b>	<b>434</b>	<b>395</b>	<b>423</b>	<b>437</b>	<b>408</b>



## Victims And Offenders of Forcible Sex Offenses

AGE, GENDER AND RACE OF VICTIM						
Race	Male			Female		
	0 - 17	18 - 35	36+	0 - 17	18 - 35	36+
White	410	42	28	1818	929	343
Black	185	16	8	863	388	122
Am. Ind./Alskn	0	0	0	0	2	0
Asian/Pacfc Isl.	8	0	0	17	13	6
Unknown	17	2	4	57	13	4
<b>TOTAL</b>	<b>620</b>	<b>60</b>	<b>40</b>	<b>2755</b>	<b>1345</b>	<b>475</b>

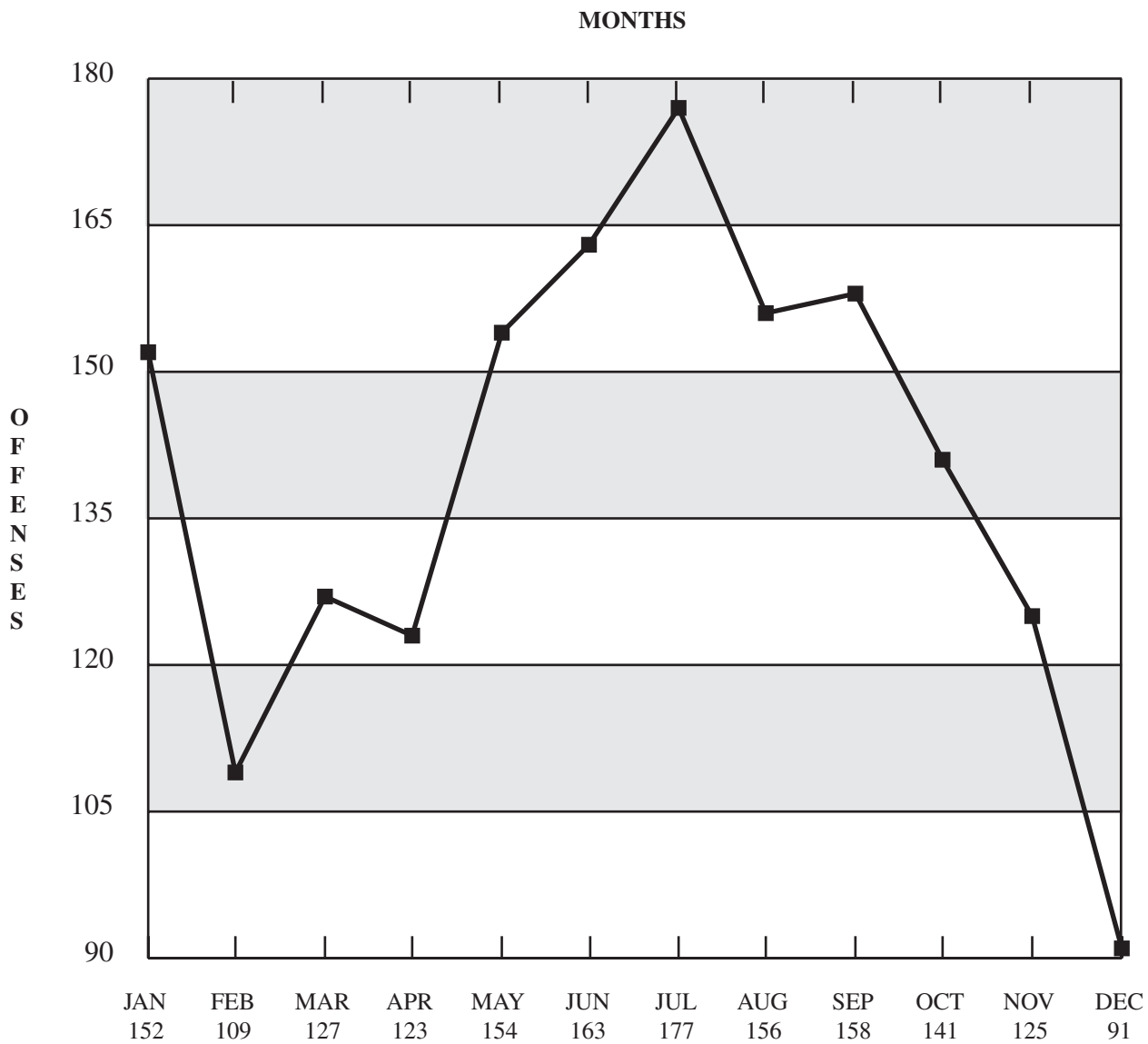
AGE, GENDER AND RACE OF OFFENDER						
Race	Male			Female		
	0 - 17	18 - 35	36+	0 - 17	18 - 35	36+
White	674	1231	885	58	54	34
Black	640	798	466	35	15	12
Am. Ind./Alskn	0	0	2	0	0	0
Asian/Pacfc Isl.	10	21	14	1	0	1
Unknown	87	32	8	5	1	1
<b>TOTAL</b>	<b>1411</b>	<b>2082</b>	<b>1375</b>	<b>99</b>	<b>70</b>	<b>48</b>

**Forcible Rape**



*This offense includes the forcible rape of both males and females. If force is used or threatened, the crime is classified as Forcible Rape regardless of the age of the victim. If no force or threat of force is used and the victim is under the statutory age of consent, the crime is not classified in this category but in the category of Statutory Rape.*

*In 2005, the contributing agencies reported 1,676 rape offenses resulting in 1,706 persons raped. An analysis by month shows July had the greatest occurrences.*



# Forcible Rape

## VICTIMS AND OFFENDERS BY AGE, GENDER, AND RACE

AGE	VICTIM		OFFENDER		
	Male	Female	Male	Female	Unknown
Under 10	4	48	14	1	
10-12	1	84	11		
13-14	4	182	37		1
15	1	120	41		
16	1	100	60		
17		104	72	1	1
18	1	93	83	1	
19	1	107	76		1
20		75	99	1	
21		63	71	1	2
22		53	79	1	
23		56	53		1
24	1	47	62		
25-29		148	203	1	2
30-34	1	116	166		2
35-39		90	133		1
40-44	1	77	125		1
45-49	1	60	64		1
50-54	1	24	44		1
55-59		11	17		
60-64		4	10		
65 & Over		15	10		
Unknown		11	173	1	82
<b>TOTAL</b>	<b>18</b>	<b>1688</b>	<b>1703</b>	<b>8</b>	<b>96</b>
White	14	1123	878	4	9
Black	4	529	775	4	1
Am. Ind. or Alaskan Native		2	2		
Asian or Pacific Isl.		13	11		
Unknown		21	37		86
<b>TOTAL</b>	<b>18</b>	<b>1688</b>	<b>1703</b>	<b>8</b>	<b>96</b>



## **Robbery**

*The taking, or attempting to take, anything of value under confrontational circumstances from the control, custody, or care of another person by force or threat of force or violence and/or by putting the victim in fear of immediate harm*

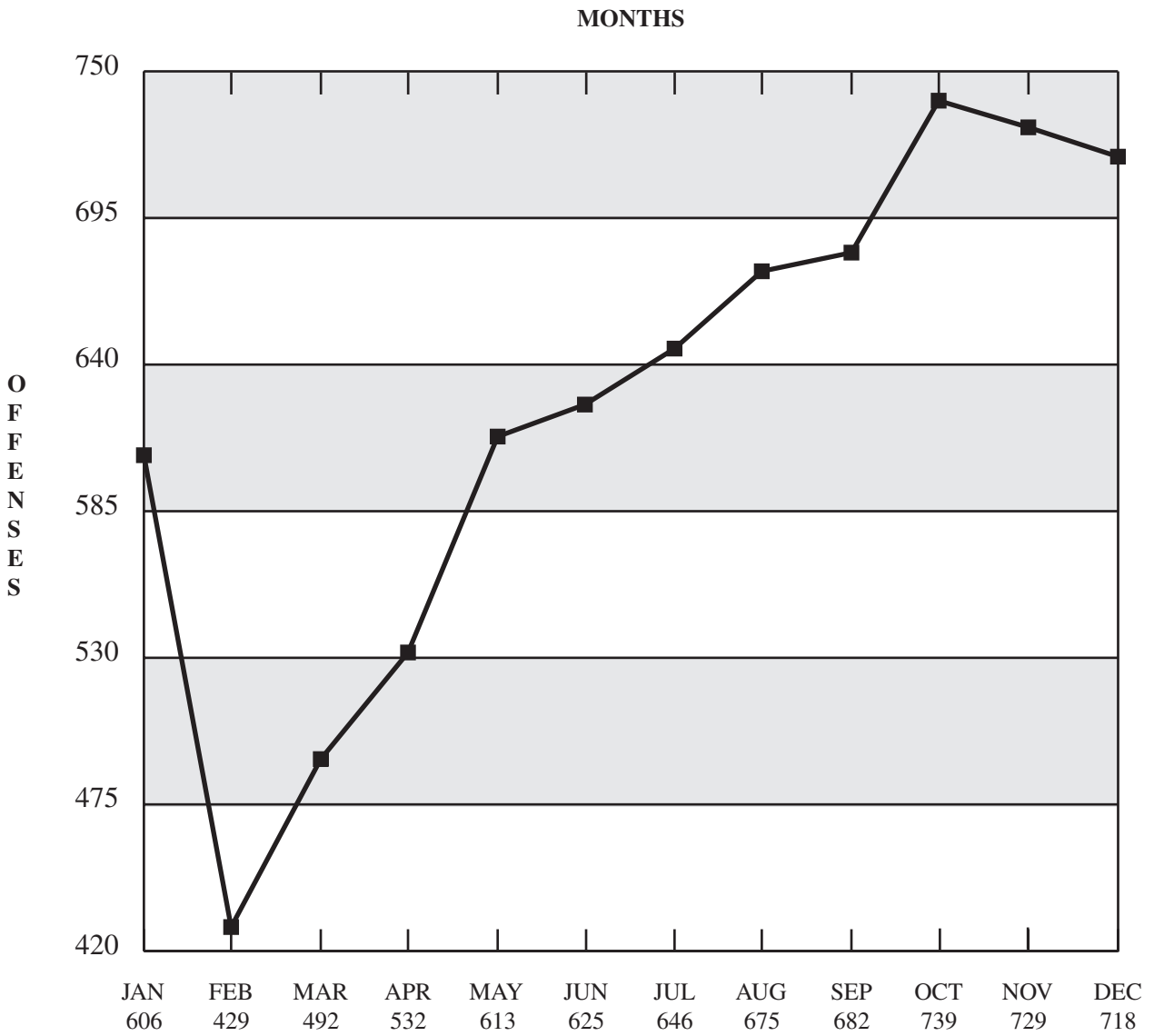
*Because some type of assault is an element of the crime of robbery, an assault is not reported as a separate crime as long as it was performed in furtherance of the robbery.*

## Robbery



Additional information on robberies can be found in the violent crime section of this report on page 42.

There were 7,486 robberies reported in 2005. The graph below represents the monthly robberies reported by the contributing agencies. The month of October had the greatest number of robberies reported.

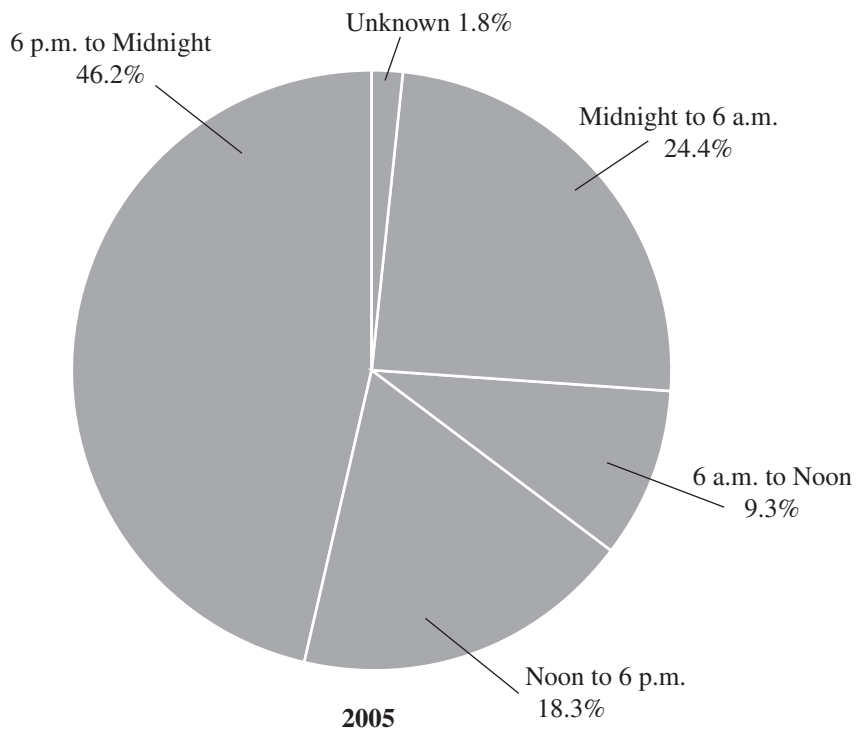


# Robbery

Type of Victim	Number
Individual	8546
Business	1208
Financial Institution	57
Government	11
Religious	0
Society/Public	0
Other	7
Unknown	15

Resident Status of Victim	Number
Resident	6045
Nonresident	1502
Unknown	999
<b>Total Status</b>	<b>8546</b>

How Suspect Left Scene	Number
Auto	1082
Truck	60
Van	40
Motorcycle	1
Bicycle	194
Foot	2742
Moped	10
Other	25
Unknown	397
<b>Total</b>	<b>4551</b>



## Robberies By Day of Week And Time of Day

Day/Time	00:00	02:00	04:00	06:00	08:00	10:00	12:00	14:00	16:00	18:00	20:00	22:00	Unk
	01:59	03:59	05:59	07:59	09:59	11:59	13:59	15:59	17:59	19:59	21:59	23:59	
Monday	125	75	44	34	39	46	57	65	81	130	201	210	21
Tuesday	113	52	28	28	33	39	47	69	79	103	176	162	18
Wednesday	120	66	23	20	24	37	50	78	60	109	171	208	17
Thursday	120	66	20	23	24	49	59	64	93	114	169	172	19
Friday	126	80	39	35	32	39	58	79	77	148	178	212	22
Saturday	174	124	55	25	38	43	56	66	74	138	190	224	23
Sunday	188	126	65	25	29	33	42	48	66	98	190	159	12
<b>TOTAL</b>	<b>966</b>	<b>589</b>	<b>274</b>	<b>190</b>	<b>219</b>	<b>286</b>	<b>369</b>	<b>469</b>	<b>530</b>	<b>840</b>	<b>1275</b>	<b>1347</b>	<b>132</b>

## Victims And Offenders of Robberies

AGE, GENDER AND RACE OF VICTIM						
Race	Male			Female		
	0 - 17	18 - 35	36+	0 - 17	18 - 35	36+
White	417	1834	1028	96	647	566
Black	400	1237	871	79	594	309
Am. Ind./Alskn	0	15	13	0	3	1
Asian/Pacfc Isl.	6	76	83	8	38	49
Unknown	9	98	30	3	19	8
<b>TOTAL</b>	<b>832</b>	<b>3260</b>	<b>2025</b>	<b>186</b>	<b>1301</b>	<b>933</b>

AGE, GENDER AND RACE OF OFFENDER						
Race	Male			Female		
	0 - 17	18 - 35	36+	0 - 17	18 - 35	36+
White	337	808	201	26	120	27
Black	3034	4036	407	81	155	51
Am. Ind./Alskn	0	0	0	0	0	0
Asian/Pacfc Isl.	5	11	2	0	2	0
Unknown	117	44	8	2	0	0
<b>TOTAL</b>	<b>3493</b>	<b>4899</b>	<b>618</b>	<b>109</b>	<b>277</b>	<b>78</b>



## **Assault Offenses**

*The unlawful attack by one person upon another*

### **Aggravated Assault**

*An unlawful attack by one person upon another wherein the offender uses a weapon or displays it in a threatening manner, or the victim suffers obvious severe or aggravated bodily injury involving apparent broken bones, loss of teeth, possible internal injury, severe laceration, or loss of consciousness*

### **Simple Assault**

*An unlawful physical attack by one person upon another where neither the offender displays a weapon, nor the victim suffers obvious severe or aggravated bodily injury involving apparent broken bones, loss of teeth, possible internal injury, severe laceration, or loss of consciousness*

### **Intimidation**

*To unlawfully place another person in reasonable fear of bodily harm through the use of threatening words and/or other conduct, but without displaying a weapon or subjecting the victim to actual physical attack  
This offense includes stalking.*

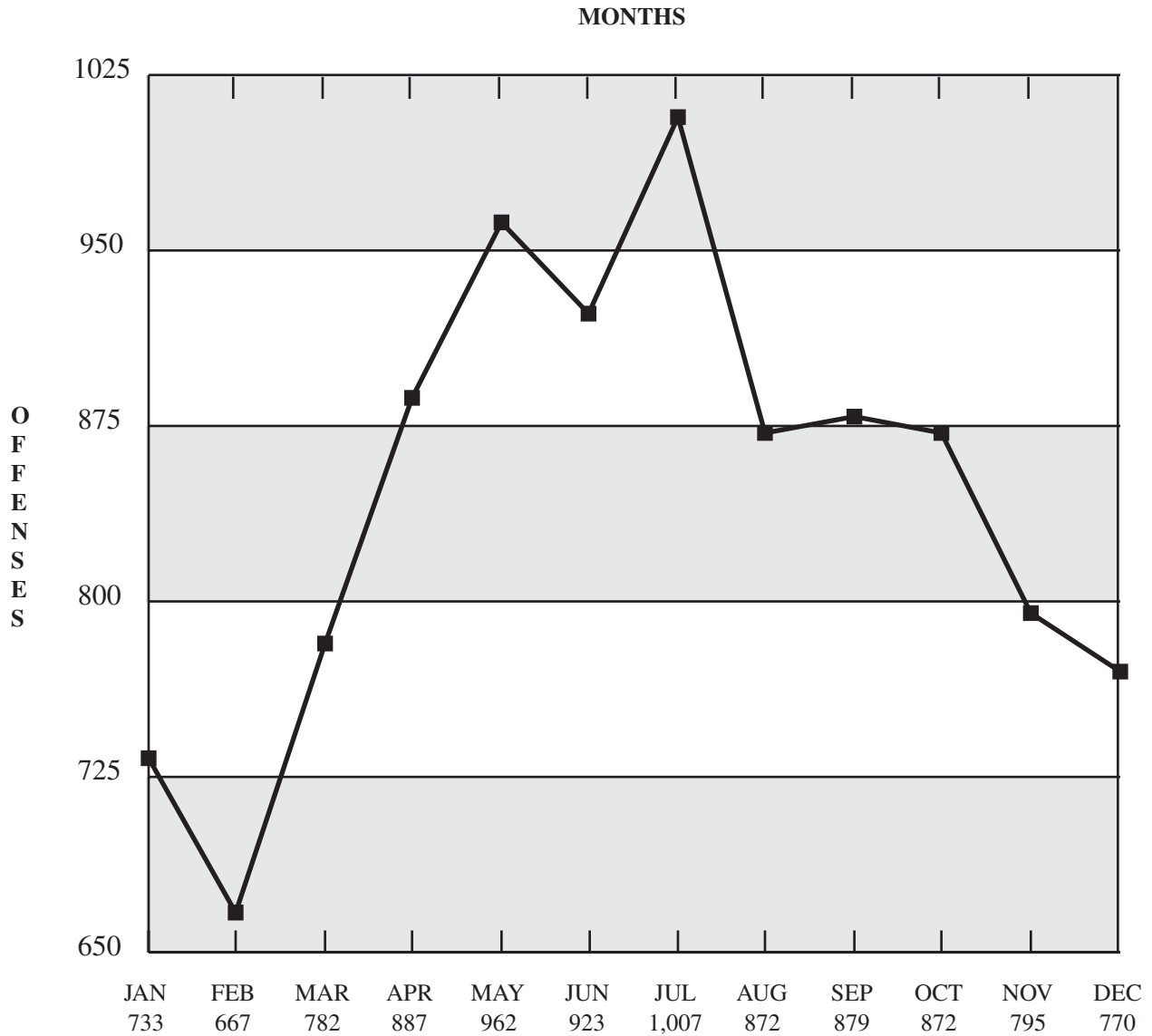


**Aggravated Assault**



*Aggravated assault includes: assaults or attempts to kill or murder; poisoning; assault with a dangerous or deadly weapon; maiming, mayhem, assault with explosives, and assault with disease (as in cases when the offender is aware that he/she is infected with a deadly disease and deliberately attempts to inflict the disease by biting, spitting, etc.). It is not necessary that injury result from an aggravated assault when a weapon is used which could cause serious personal injury. By definition, there can be no attempted assaults.*

*In 2005, the contributing agencies reported 10,149 aggravated assault offenses resulting in 11,687 persons assaulted. The month of July had the greatest number of offenses reported.*



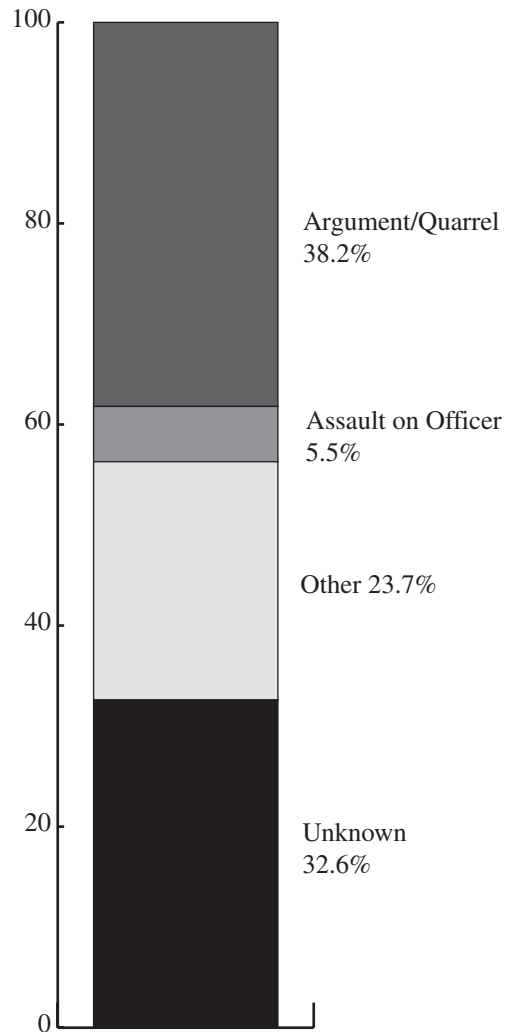
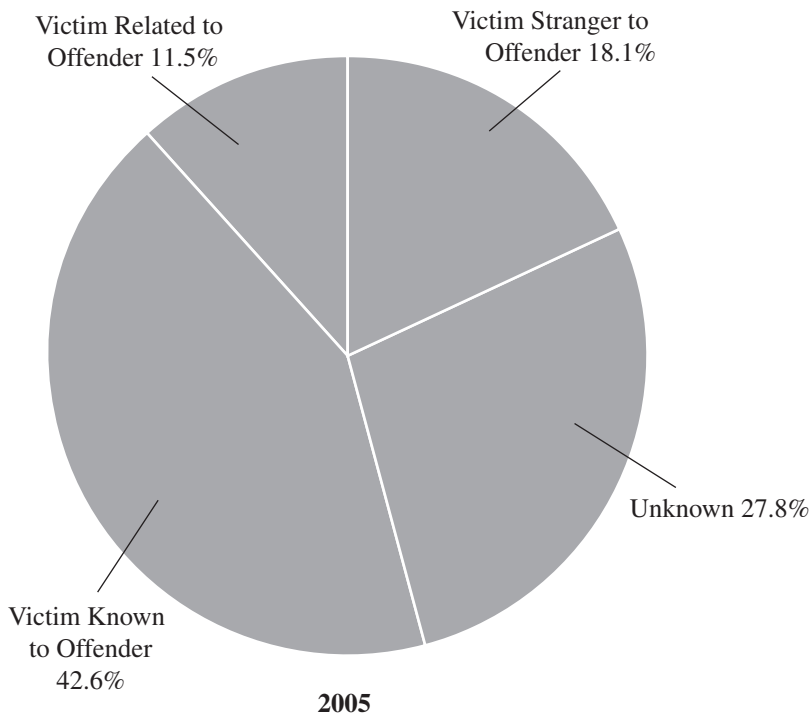
## Victims And Offenders of Aggravated Assault Offenses

RACE BY AGE AND GENDER OF VICTIM						
Race	Male			Female		
	0 - 17	18 - 35	36+	0 - 17	18 - 35	36+
White	689	2093	1259	301	817	611
Black	732	1863	1077	368	1006	622
Am. Ind./Alskn	1	3	2	0	0	2
Asian/Pacfc Isl.	6	30	16	1	11	7
Unknown	34	52	22	15	13	3
<b>TOTAL</b>	<b>1462</b>	<b>4041</b>	<b>2376</b>	<b>685</b>	<b>1847</b>	<b>1245</b>

RACE BY AGE AND GENDER OF OFFENDER						
Race	Male			Female		
	0 - 17	18 - 35	36+	0 - 17	18 - 35	36+
White	736	2117	1014	116	441	263
Black	1505	2344	962	337	842	381
Am. Ind./Alskn	0	4	1	0	0	0
Asian/Pacfc Isl.	14	29	11	3	5	1
Unknown	92	32	14	11	5	0
<b>TOTAL</b>	<b>2347</b>	<b>4526</b>	<b>2002</b>	<b>467</b>	<b>1293</b>	<b>645</b>

Relationship of Victim to Offender in Aggravated Assault Offenses	
Spouse	581
Common-Law Spouse	56
Parent	184
Sibling	252
Child	226
Grandparent	12
Grandchild	3
In-Law	47
Stepparent	44
Stepchild	40
Stepsibling	12
Other Family Member	233
Victim Was Offender	463
Acquaintance	2633
Friend	406
Neighbor	153
Babysittee (the baby)	12
Boyfriend/Girlfriend	1068
Child of Boyfriend/Girlfriend	30
Homosexual Relationship	23
Ex-Spouse	35
Employee	13
Employer	15
Otherwise Known	1417
Relationship Unknown	4085
Victim Was Stranger	2657

Circumstances of Aggravated Assaults	
Argument	4486
Assault on Law Officer	641
Drug Dealing	70
Gangland	32
Juvenile Gang	47
Lover's Quarrel	387
Other Felony Involved	49
Other Circumstances	2202
Unknown Circumstances	3829





## **Burglary**

*The unlawful entry into a building or other structure  
with the intent to commit a felony or a theft*

*A "structure" is considered to include, but not be  
limited to, all buildings, railroad car, garage, house-  
trailer or houseboat if used as permanent dwelling,  
room, barn, stable, mill, and ship.*

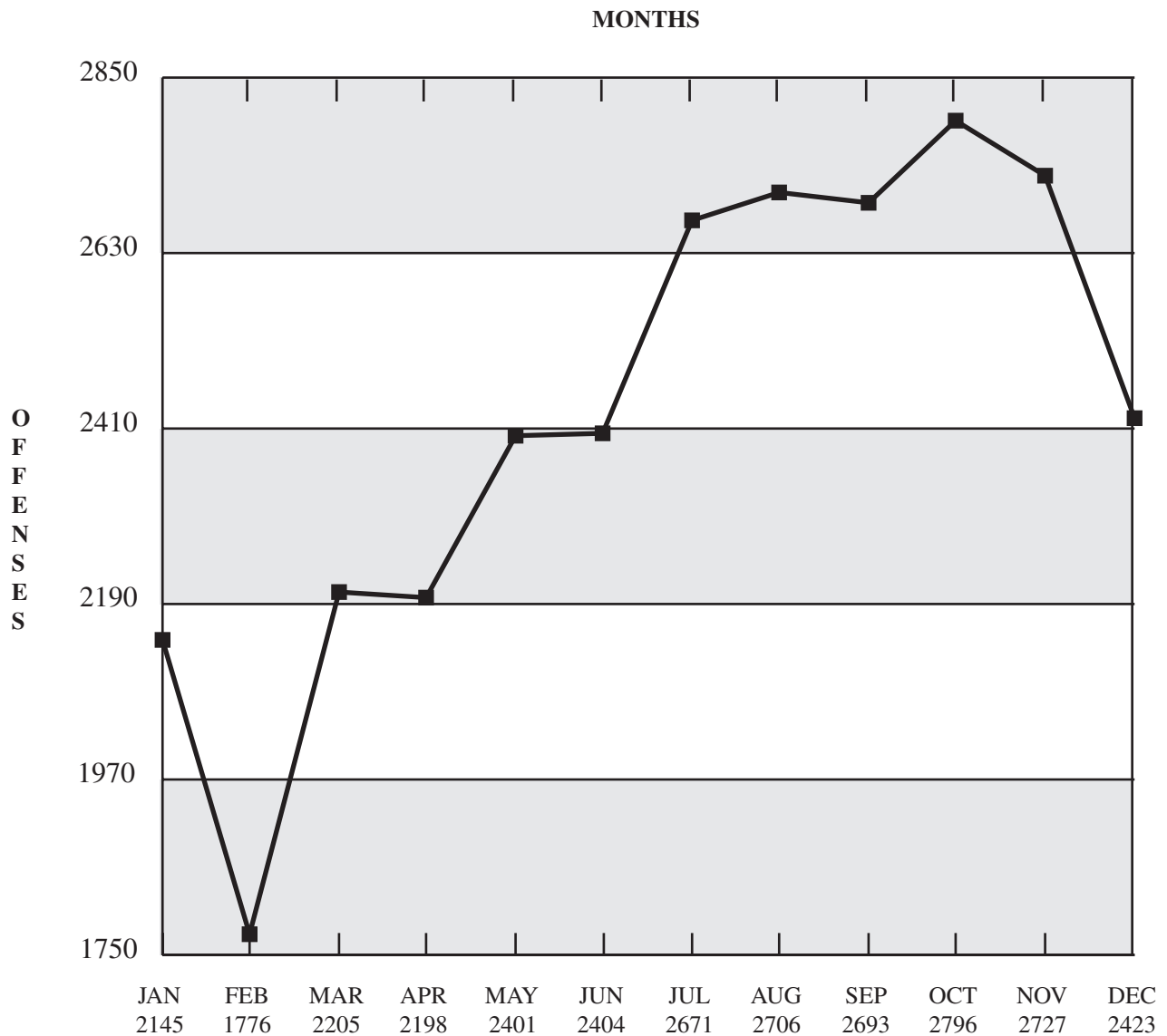
## Burglary



Offenses locally known as burglary (any degree); unlawful entry with intent to commit a larceny or felony; breaking and entering with intent to commit a larceny; and housebreaking are classified as burglary.

Thefts from telephone booths, coin-operated machines, automobiles, tents, or shoplifting from commercial establishments are classified as larcenies and are not included in this offense

There were 29,145 burglaries reported by the contributing agencies in 2005. The month of October had the greatest occurrence of burglaries.



## Victims And Offenders of Burglaries

AGE, GENDER AND RACE OF VICTIM						
Race	Male			Female		
	0 - 17	18 - 35	36+	0 - 17	18 - 35	36+
White	393	3323	5489	251	2702	3629
Black	133	1444	1749	127	2420	2018
Am. Ind./Alskn	0	3	8	0	3	5
Asian/Pacfc Isl.	6	65	88	3	42	76
Unknown	56	84	69	34	57	55
<b>TOTAL</b>	<b>588</b>	<b>4919</b>	<b>7403</b>	<b>415</b>	<b>5224</b>	<b>5783</b>

AGE, GENDER AND RACE OF OFFENDER						
Race	Male			Female		
	0 - 17	18 - 35	36+	0 - 17	18 - 35	36+
White	1681	3429	941	261	668	303
Black	2126	2427	865	134	324	120
Am. Ind./Alskn	0	1	0	0	1	1
Asian/Pacfc Isl.	22	24	11	5	2	4
Unknown	204	54	31	35	2	5
<b>TOTAL</b>	<b>4033</b>	<b>5935</b>	<b>1848</b>	<b>435</b>	<b>997</b>	<b>433</b>

# Burglary

Point of Entry/Exit During Burglary	Entry	Exit
Front	5467	4411
Rear	5374	3810
Side	2072	1252
Attic	27	14
Vent/AC	80	34
Window	4211	1638
Door	7417	7757
Patio/Sliding Dr	367	360
Balcony/Fire Escape	35	19
Attached Garage	375	260
Wall	59	39
Vehicle	6	5
Floor	12	10
Roof/Skylight	61	20
Hidden Within	6	1
Other	433	219
Unknown	1066	1441

Type Security of Structure	Number
Alarm/Audio	1179
Alarm/Silent	298
Bars/Grate	85
Camera	364
Dog	148
Dead Bolt	1880
Locked	9134
Unlocked	1854
Exterior Lights	298
Interior Lights	94
Fence	193
Guard	95
Neighborhood Watch	11
Other	180
None	2857

Resident Status of Victim	Number
Resident	20725
Nonresident	1508
Unknown	2162
<b>Total</b>	<b>24395</b>

How Suspect Left Scene	Number
Auto	758
Truck	171
Van	37
Motorcycle	7
Bicycle	107
Foot	2029
Moped	8
Other	311
Unknown	11333

## Burglaries By Day of Week And Time of Day

Day/Time	00:00	02:00	04:00	06:00	08:00	10:00	12:00	14:00	16:00	18:00	20:00	22:00	Unk
	01:59	03:59	05:59	07:59	09:59	11:59	13:59	15:59	17:59	19:59	21:59	23:59	
Monday	349	168	150	449	522	328	334	349	466	411	340	307	175
Tuesday	332	166	133	398	497	313	317	285	502	387	350	315	160
Wednesday	298	170	137	383	489	320	334	302	517	394	379	348	159
Thursday	336	188	143	385	461	273	336	282	484	416	348	318	132
Friday	337	174	130	367	467	313	360	426	672	542	413	366	189
Saturday	381	230	143	155	308	279	403	343	443	392	378	375	184
Sunday	369	252	160	136	248	255	349	269	375	353	304	313	157
<b>TOTAL</b>	<b>2402</b>	<b>1348</b>	<b>996</b>	<b>2273</b>	<b>2992</b>	<b>2081</b>	<b>2433</b>	<b>2256</b>	<b>3459</b>	<b>2895</b>	<b>2512</b>	<b>2342</b>	<b>1156</b>



## **Larceny**

*The unlawful taking, carrying, leading, or riding away of property from the possession, or constructive possession, of another person*

### **Pocket-picking**

*The theft of articles from another person's physical possession by stealth where the victim usually does not become immediately aware of the theft*

### **Purse-snatching**

*The grabbing or snatching of a purse, handbag, etc., from the physical possession of another person*

### **Shoplifting**

*The theft, by someone other than an employee of the victim, of goods or merchandise exposed for sale*

### **Theft From Building**

*A theft from within a building which is either open to the general public or where the offender has legal access*

### **Theft From Coin-Operated Machine or Device**

*A theft from a machine or device which is operated or activated by the use of coins*

### **Theft of Motor Vehicle Parts or Accessories**

*The theft of any part or accessory affixed to the interior or exterior of a motor vehicle in a manner which would make the item an attachment of the vehicle, or necessary for its operation*

### **All Other Larceny**

*All thefts which do not fit any of the definitions of the specific subcategories of Larceny/Theft listed above. Included are thefts from fenced enclosures, boats, and airplanes. Theft of animals, lawnmowers, lawn furniture, hand tools, and farm and construction equipment are also included where no break-in of a structure is involved.*



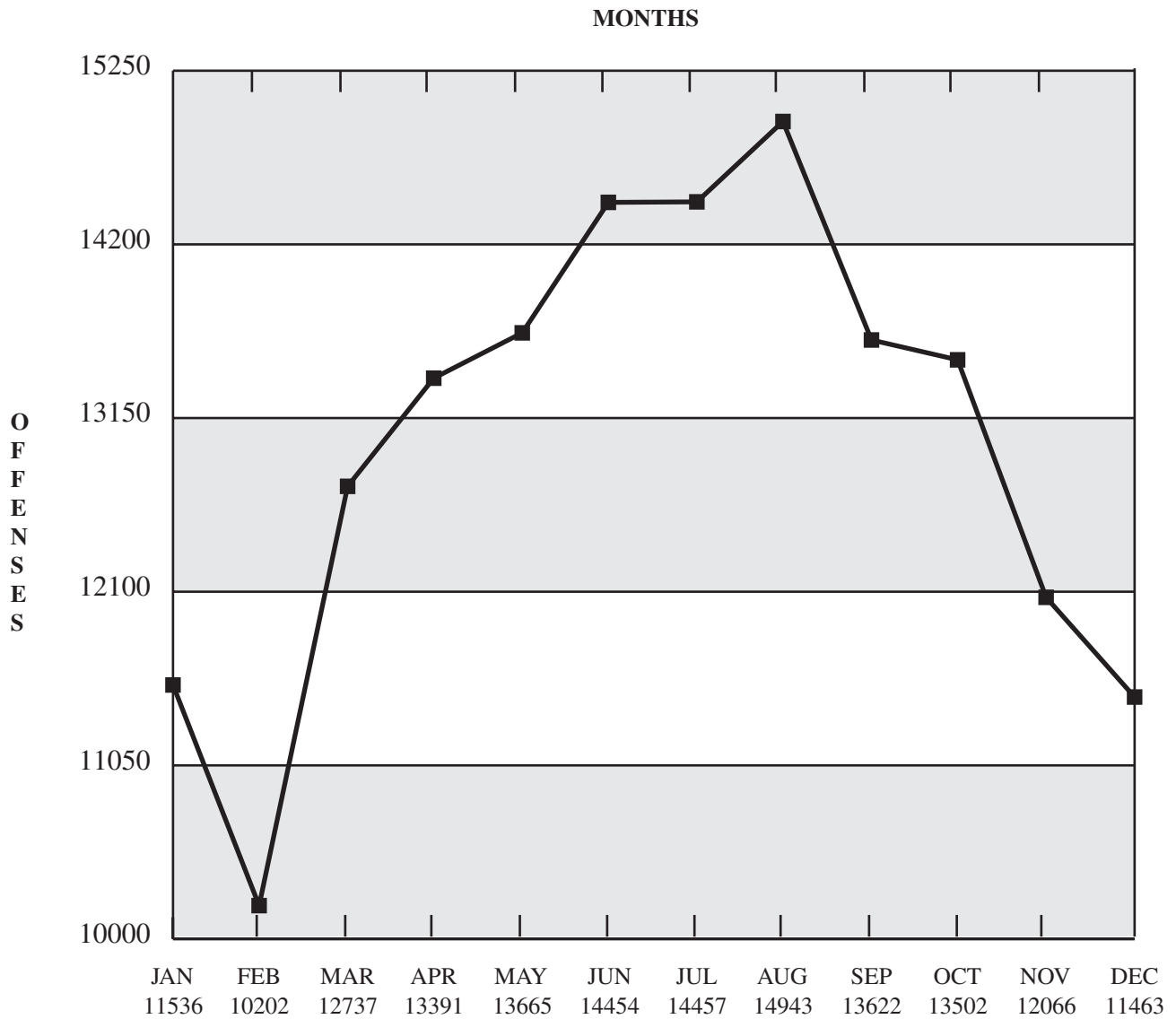
## Larceny



Local offense classifications such as grand theft, petty larceny, or felony larceny have no bearing on the fact that each distinct operation of larceny is reported as one offense.

Motor vehicle theft is not included in the larceny totals and is counted separately because of the great volume of such thefts

There were 156,038 offenses reported by the contributing agencies during 2005. August had the greatest occurrence of offenses reported.



# Larceny

The nature of larceny, a crime of opportunity, sneak thievery and petty unobserved thefts, makes it an extremely difficult offense for law enforcement officers to solve. A lack of witnesses and the volume of these crimes work in the offender's favor.

Location	Number of Offenses
Air/Bus/Train Terminal	478
Bank/Savings & Loan	540
Bar/Night Club	717
Church/Synagogue/Temple	693
Commercial/Office Building	4576
Construction Site	2675
Convenience Store	9048
Department/Discount Store	12353
Drug Store/Dr Office/Hospital	2012
Field/Woods	849
Government/Public Building	1221
Grocery/Supermarket	5201
Highway/Road/Alley	12923
Hotel/Motel/Etc.	1909
Jail/Penitentiary	58
Lake/Waterway	258
Liquor Store	276
Parking Lot/Garage	20417
Rental/Storage Facility	432
Residence/Home	46089
Restaurant	2773
School/College	6442
Service/Gas Station	9211
Specialty Store	4967
Other/Unknown	9920
<b>TOTAL</b>	<b>156038</b>

Classification	Number of Offenses
Pocket-Picking	363
Purse-Snatching	304
Shoplifting	21697
Theft From Building	21361
Theft From Coin-Operated Machine	1047
Theft From Motor Vehicles	33796
Theft of Motor Vehicle Parts & Accessories	15096
All Other Larceny	62374
<b>TOTAL</b>	<b>156038</b>

Days of Week	Number
Monday	23028
Tuesday	22594
Wednesday	22640
Thursday	22301
Friday	24518
Saturday	22095
Sunday	18862
<b>TOTAL</b>	<b>156038</b>



## **Motor Vehicle Theft**

*The theft of a motor vehicle (a self-propelled vehicle that runs on the surface of land and not on rails, and which fits one of the following descriptions:*

### **Automobiles**

*sedans, coupes, station wagons, convertibles, taxicabs, or other similar motor vehicles which serve the primary purpose of transporting people*

### **Buses**

*motor vehicles which are specifically designed (but not necessarily used) to transport groups of people on a commercial basis*

### **Recreational Vehicles**

*motor vehicles which are specifically designed (but not necessarily used) to transport people and also provide them temporary lodging for recreational purposes*

### **Trucks**

*motor vehicles which are specifically designed (but not necessarily used) to transport cargo*

### **Other Motor Vehicles**

*any other motor vehicles, e.g., motorcycles, motor scooters, trail bikes, mopeds, snowmobiles, golf carts, etc.*

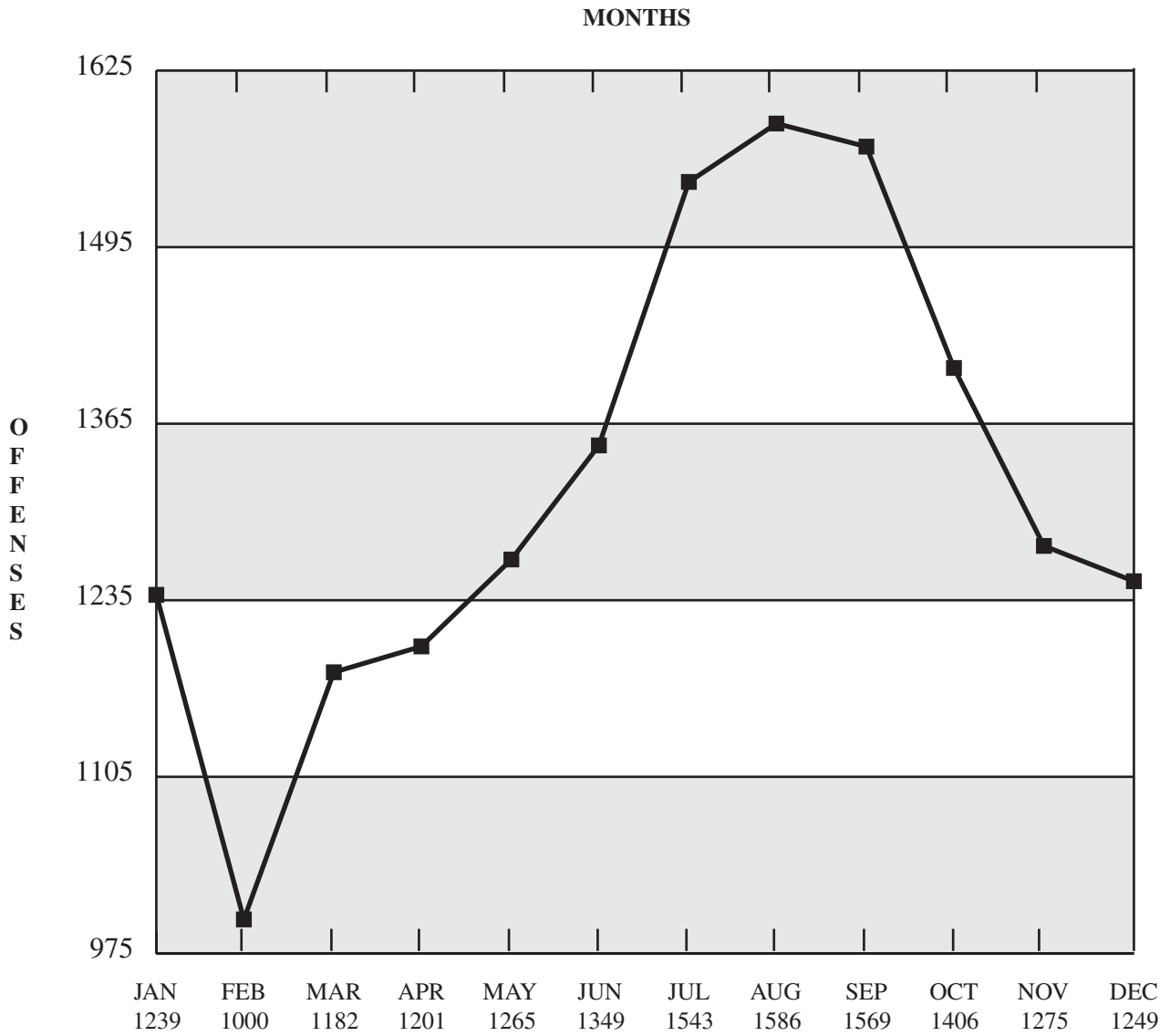
**Motor Vehicle Theft**



All cases where motor vehicles are taken by persons not having lawful access even though the vehicles are later abandoned are counted in this offense. Joyriding is included.

Unauthorized use by chauffeurs and others having lawful access to the vehicle is not included in motor vehicle theft.

The contributing agencies reported 15,864 offenses of motor vehicle theft in 2005. August had the greatest occurrence of offenses reported.



# Motor Vehicle Theft

AGE, GENDER AND RACE OF VICTIM						
Race	Male			Female		
	0 - 17	18 - 35	36+	0 - 17	18 - 35	36+
White	145	2255	2839	76	1264	1526
Black	44	1082	1647	38	1356	1533
Am. Ind./Alskn	2	7	6	0	2	1
Asian/Pacfc Isl.	2	63	54	1	28	39
Unknown	36	95	128	24	52	86
<b>TOTAL</b>	<b>229</b>	<b>3502</b>	<b>4674</b>	<b>139</b>	<b>2702</b>	<b>3185</b>

AGE, GENDER AND RACE OF OFFENDER						
Race	Male			Female		
	0 - 17	18 - 35	36+	0 - 17	18 - 35	36+
White	518	1361	465	136	339	160
Black	1134	1569	594	133	253	113
Am. Ind./Alskn	0	2	1	0	1	1
Asian/Pacfc Isl.	10	12	3	2	3	0
Unknown	62	32	34	17	9	3
<b>TOTAL</b>	<b>1724</b>	<b>2976</b>	<b>1097</b>	<b>288</b>	<b>605</b>	<b>277</b>

## Motor Vehicle Theft

Location	Total
Air/Bus/Train Terminal	52
Bank/Savings & Loan	11
Bar/Night Club	34
Church/Synagogue/Temple	30
Commercial/Office Building	307
Construction Site	61
Convenience Store	165
Department/Discount Store	48
Drug Store/Dr Office/Hospital	31
Field/Woods	73
Government/Public Building	26
Grocery/Supermarket	40
Highway/Road/Alley	3767
Hotel/Motel/Etc.	174
Jail/Penitentiary	8
Lake/Waterway	6
Liquor Store	1
Parking Lot/Garage	4361
Rental/Storage Facility	68
Residence/Home	5386
Restaurant	63
School/College	79
Service/Gas Station	221
Specialty Store	143
Other/Unknown	709
<b>TOTAL</b>	<b>15864</b>

Point of Entry/Exit During Vehicle Theft	Entry	Exit
Front	184	99
Rear	40	17
Side	125	48
Attic	0	0
Vent/AC	7	0
Window	119	20
Door	444	306
Patio/Sliding Dr	1	1
Balcony/Fire Escape	0	0
Attached Garage	10	7
Wall	0	0
Vehicle	331	185
Floor	0	0
Roof/Skylight	2	0
Hidden Within	0	0
Other	65	43
Unknown	521	317

Vehicle Counts By Type		
Type	Stolen	Recovered
Automobiles	11398	7636
Buses	8	5
Recreational Vehicles	384	166
Trucks	1085	738
Other Motor Vehicles	1972	774

## Motor Vehicle Theft By Day of Week And Time of Day

Day/Time	00:00	02:00	04:00	06:00	08:00	10:00	12:00	14:00	16:00	18:00	20:00	22:00	Unk
	01:59	03:59	05:59	07:59	09:59	11:59	13:59	15:59	17:59	19:59	21:59	23:59	
Monday	222	89	76	137	166	134	182	137	215	242	298	299	45
Tuesday	175	76	65	137	173	121	154	145	218	259	282	292	40
Wednesday	195	82	77	129	175	125	125	173	184	256	287	273	52
Thursday	179	92	61	131	172	115	154	142	234	267	318	324	38
Friday	234	93	77	143	155	138	173	146	260	294	327	361	53
Saturday	268	134	81	111	154	156	187	181	228	253	316	377	57
Sunday	270	163	77	71	126	141	159	149	168	218	284	299	43
<b>TOTAL</b>	<b>1543</b>	<b>729</b>	<b>514</b>	<b>859</b>	<b>1121</b>	<b>930</b>	<b>1134</b>	<b>1073</b>	<b>1507</b>	<b>1789</b>	<b>2112</b>	<b>2225</b>	<b>328</b>



## **Arson**

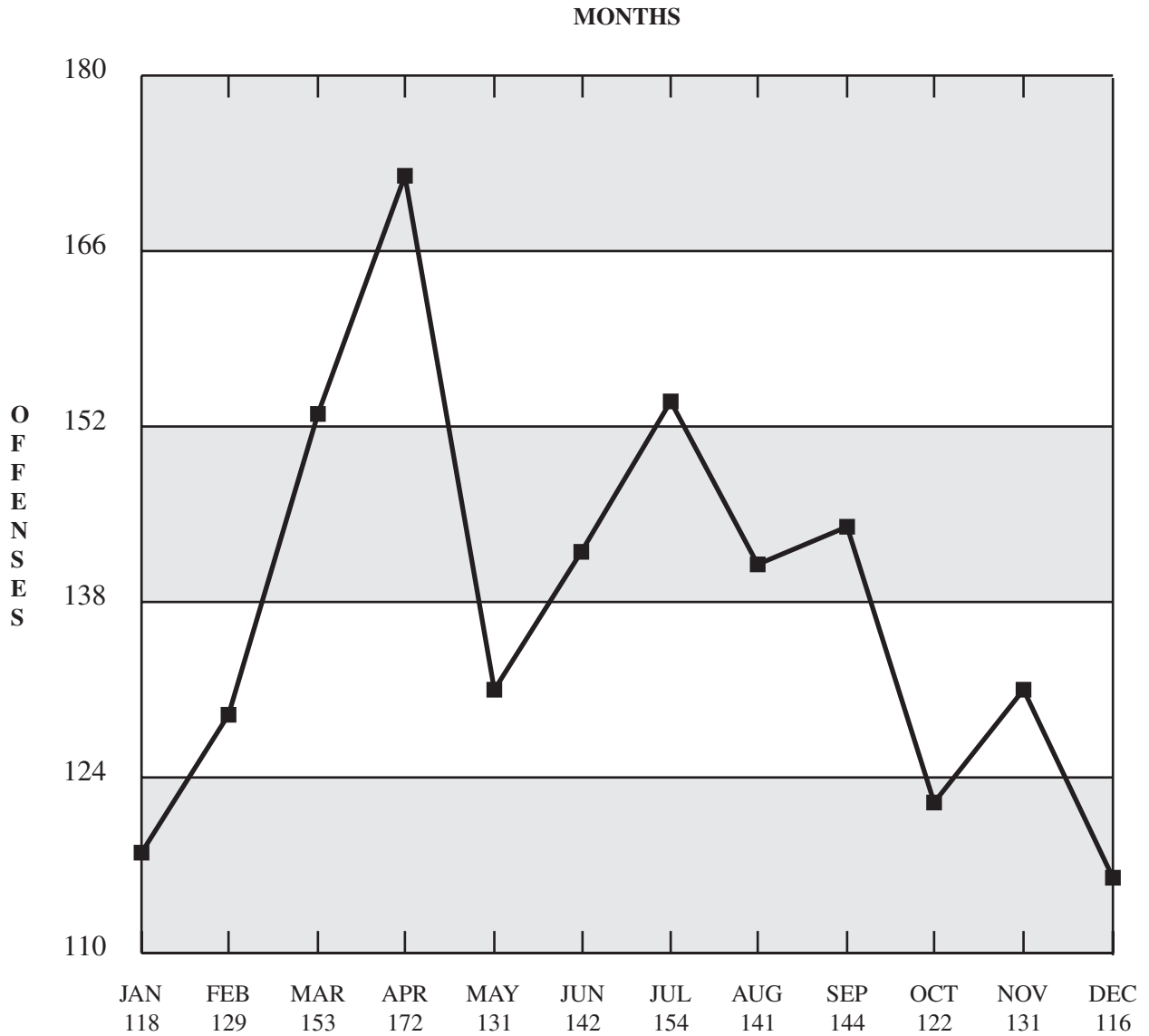
*To unlawfully and intentionally damage, or attempt to damage, any real or personal property by fire or incendiary device. The value of property burned, including incidental damage resulting from fighting the fire, is reported in the value of the property loss.*

### Arson



Only fires determined through investigation to have been unlawfully and intentionally set are classified as Arson. Attempts to burn are included, but fires of suspicious or unknown origin are not reported.

There were 1,653 arsons reported in 2005 by the contributing agencies resulting in a total property loss of \$14,312,025. The month of April had the greatest occurrences of arson reported.





# Arson

## CLASSIFICATION BY LOCATION AND VALUE LOSS BY PROPERTY

Location	Total Offenses
Air/Bus/Train Terminal	0
Bank/Savings and Loan	0
Bar/Night Club	1
Church/Synagogue/Temple	18
Commercial/Office Building	27
Construction Site	28
Convenience Store	3
Department/Discount Store	8
Drug Store/Doctor's Office/ Hospital	9
Field/Woods	134
Government/Public Building	20
Grocery/Supermarket	10
Highway/Road/Alley	183
Hotel/Motel/Etc.	16
Jail/Prison	6
Lake/Waterway	2
Liquor Store	0
Parking Lot/Garage	100
Rental Storage Facility	9
Residence/Home	724
Restaurant	11
School/College	140
Service/Gas Station	3
Specialty Store	12
Other/Unknown	189
<b>Total</b>	<b>1653</b>

Structures	Loss Value
Single Dwelling	5,485,873
Other Dwelling	1,834,846
Commercial/Business	1,795,563
Industrial/Manufacturing	21,501
Public/Community	1,334,138
Storage	326,331
Other	386,523
<b>Non-Structure</b>	
Automobiles	1,102,546
Bicycles	680
Buses	35,247
Clothes/Furs	5,939
Computer Hardware/Software	1
Consumable Goods	37,097
Drugs/Narcotics	20
Farm Equipment	84,917
Firearms	250
Heavy Construction/Indust.	5,100
Houshold Goods	129,486
Jewelry/Precious Metals	0
Merchandise	3,017
Negotiable Instruments	2,000
Office-Type Equipment	50
Other Motor Vehicles	79,703
Purses/Handbags/Wallets	5
Radios/TVs/VCRs	239
Recordings-Audio/Visual	5,000
Recreational Vehicles	30,875
Tools	11,877
Trucks	249,247
Vehicle Parts/Accessories	96,026
Watercraft	2,076
Other	1,245,852
<b>Total</b>	<b>\$14,312,025</b>

# Arson

Point of Entry/Exit During Arson	Entry	Exit
Front	19	15
Rear	14	10
Side	6	4
Attic		
Vent/AC		
Window	10	3
Door	31	27
Patio/Sliding Dr	2	2
Balcony/Fire Escape		
Attached Garage		
Wall		
Vehicle	4	2
Floor		
Roof/Skylight		
Hidden Within		
Other	13	9
Unknown	57	50

Victims Of Arson By Gender And Race		
Race/Gender	Male	Female
White	447	257
Black	116	158
Am. Ind./Alskn	0	0
Asian/Pacfc Isl.	5	4
Unknown	47	15
<b>TOTAL</b>	<b>615</b>	<b>434</b>

Offenders Of Arson By Gender And Race		
Race/Gender	Male	Female
White	590	81
Black	231	50
Am. Ind./Alskn	1	0
Asian/Pacfc Isl.	14	1
Unknown	24	2
<b>TOTAL</b>	<b>860</b>	<b>134</b>


## Arson By Day of Week And Time of Day

Day/Time	00:00	02:00	04:00	06:00	08:00	10:00	12:00	14:00	16:00	18:00	20:00	22:00	Unk
	01:59	03:59	05:59	07:59	09:59	11:59	13:59	15:59	17:59	19:59	21:59	23:59	
Monday	35	13	8	12	16	15	15	20	24	29	28	31	7
Tuesday	26	20	8	11	16	17	13	16	27	18	17	28	10
Wednesday	23	18	6	11	18	16	14	13	14	21	17	16	9
Thursday	28	22	14	8	11	19	13	16	25	26	19	20	5
Friday	25	17	6	10	16	18	19	12	20	28	25	27	5
Saturday	45	21	12	3	11	13	20	16	24	23	33	28	8
Sunday	39	40	13	10	11	9	22	23	24	21	28	23	3
<b>TOTAL</b>	<b>221</b>	<b>151</b>	<b>67</b>	<b>65</b>	<b>99</b>	<b>107</b>	<b>116</b>	<b>116</b>	<b>158</b>	<b>166</b>	<b>167</b>	<b>173</b>	<b>47</b>



### III

# Summary of Offenses



# Violent Crime

Violent crime offenses include murder/nonegligent manslaughter, aggravated assault, forcible sex offenses and robbery. All violent crimes involve force or threat of force.

The contributing agencies reported 23,040 violent crime offenses involving 25,954 individual victims during 2005.

Relationship of Victim to Offender By Percentage	
Spouse	2.1
Common-Law Spouse	.2
Parent	.6
Sibling	1.3
Child	1.8
Grandparent	.1
Grandchild	.3
In-Law	.2
Stepparent	.2
Stepchild	.6
Stepsibling	.2
Other Family Member	1.9
Victim Was Offender	1.4
Acquaintance	14.5
Friend	2.7
Neighbor	.8
Babysittee (the baby)	.2
Boyfriend/Girlfriend	4.2
Child of Boyfriend/Girlfriend	.3
Homosexual Relationship	.1
Ex-Spouse	.2
Employee	.1
Employer	.1
Otherwise Known	7.3
Stranger	27.1
Unknown	31.6

Violent Crimes Where Offender(s) Suspected of Using By Offense			
Suspected of Using	Alcohol	Comp. Equip.	Drugs
Murder/Non-Negl. Mansl.	9	1	5
Aggravated Assault	1265	5	166
Forcible Rape	230	2	67
Forcible Sodomy	39	10	13
Sexual Aslt W/Object	31	1	6
Forcible Fondling	104	20	23
Robbery	161	3	73
<b>Total</b>	<b>1839</b>	<b>42</b>	<b>353</b>

Resident Status of Victim	Number
Resident	73.3%
Nonresident	15.4%
Unknown	11.3%

## Violent Crime Location By Offense

Location	Murder/ Nonneg. Mnslghtr	Aggrvatd Assault	Forcible Rape	Forcible Sodomy	Sexual Assault w/Object	Forcible Fondling	Robbery
Air/Bus/Train Terminal	0	10	0	2	1	7	9
Bank/Savings & Loan	2	6	0	0	0	2	181
Bar/Night Club	7	202	8	2	2	11	32
Church/Synagogue/Temple	1	9	6	3	1	11	10
Commercial/Office Building	3	58	4	1	2	23	88
Construction Site	1	18	4	0	0	4	5
Convenience Store	10	97	4	0	1	4	505
Department/Discount Store	0	34	3	0	1	19	98
Drug Store/Dr Office/Hospital	0	45	14	7	13	19	42
Field/Woods	14	156	56	21	6	32	127
Government/Public Building	1	54	11	8	3	31	15
Grocery/Supermarket	0	26	1	1	0	5	87
Highway/Road/Alley	109	2445	105	28	15	98	2559
Hotel/Motel/Etc.	5	129	77	10	3	38	223
Jail/Penitentiary	1	95	2	6	2	6	1
Lake/Waterway	0	14	2	1	0	6	6
Liquor Store	0	1	0	0	0	0	5
Parking Lot/Garage	36	801	50	17	5	57	1137
Rental/Storage Facility	0	7	0	1	0	4	5
Residence/Home	216	5069	1174	395	193	1671	1415
Restaurant	5	111	7	1	0	32	236
School/College	1	299	45	15	14	193	80
Service/Gas Station	2	44	1	0	1	3	174
Specialty Store	2	31	5	1	0	22	190
Other/Unknown	16	388	97	32	23	161	256
<b>TOTAL</b>	<b>432</b>	<b>10149</b>	<b>1676</b>	<b>552</b>	<b>286</b>	<b>2459</b>	<b>7486</b>

## Violent Crime By Day of Week And Time of Day

Day/Time	00:00 01:59	02:00 03:59	04:00 05:59	06:00 07:59	08:00 09:59	10:00 11:59	12:00 13:59	14:00 15:59	16:00 17:59	18:00 19:59	20:00 21:59	22:00 23:59	Unk
Monday	350	184	96	93	167	148	212	247	263	374	442	453	144
Tuesday	320	142	61	89	155	148	204	263	286	315	410	373	135
Wednesday	307	159	62	81	127	144	214	222	252	302	403	453	120
Thursday	343	173	63	87	135	163	223	242	284	310	398	424	147
Friday	390	215	92	110	156	166	204	230	307	380	419	602	151
Saturday	690	441	186	96	169	159	239	232	273	383	495	631	177
Sunday	644	416	190	91	101	120	203	218	249	328	465	393	117
<b>TOTAL</b>	<b>3044</b>	<b>1730</b>	<b>750</b>	<b>647</b>	<b>1010</b>	<b>1048</b>	<b>1499</b>	<b>1654</b>	<b>1914</b>	<b>2392</b>	<b>3032</b>	<b>3329</b>	<b>991</b>

## Type Weapon/Force Involved By Offense

Type Weapon/Force	Murder/ Nonneg. Mnslghtr	Aggrvatd Assault	Forcible Rape	Forcible Sodomy	Sexual Assault w/Object	Forcible Fondling	Robbery
Firearm (type unk.)	129	700	9	0	0	1	587
Automatic Firearm	2	47	0	0	0	0	90
Handgun	122	875	29	10	0	8	2464
Automatic Handgun	17	129	2	1	0	0	543
Rifle	8	45	0	0	0	0	50
Automatic Rifle	1	0	0	0	0	0	12
Shotgun	20	87	2	0	0	0	171
Automatic Shotgun	0	1	0	0	0	0	0
Other Firearm	7	164	1	0	0	0	56
Other Auto. Firearm	0	1	0	0	0	0	3
Knife/Cutting Instr.	51	2229	65	14	3	11	654
Blunt Object	13	1258	7	1	6	4	220
Motor Vehicle	8	375	0	0	0	1	4
Personal Weapons	25	2820	1068	318	172	1615	1837
Poison	0	17	0	0	0	0	3
Explosives	0	4	0	0	0	0	0
Fire/Incend. Device	2	29	0	0	0	0	1
Drugs/Narc./Sleep Pills	1	7	18	2	1	4	0
Asphyxiation	2	6	1	0	0	0	1
Other	11	1213	118	54	34	265	280
Unknown	42	396	109	36	35	150	372

## Type Injury Sustained By Offense

Type Injury	Aggravated Assault	Forcible Rape	Forcible Sodomy	Sexual Assault w/Object	Forcible Fondling	Robbery
None	3718	1111	475	233	2394	6379
Apparent Broken Bones	493	5	1	1	2	60
Possible Internal Injury	583	98	21	15	31	111
Severe Laceration	2415	19	1	3	2	242
Apparent Minor Injury	3691	461	100	58	241	1693
Other Major Injury	1305	28	10	3	12	153
Loss of Teeth	111	0	1	0	0	17
Unconsciousness	151	11	1	1	4	30
<b>Total</b>	<b>12467</b>	<b>1733</b>	<b>610</b>	<b>314</b>	<b>2686</b>	<b>8685</b>

## Victims And Offenders of Violent Crime

AGE, GENDER AND RACE OF VICTIM						
Race	Male			Female		
	0 - 17	18 - 35	36+	0 - 17	18 - 35	36+
White	1528	4021	2378	2223	2410	1552
Black	1337	3271	2009	1322	2008	1065
Am. Ind./Alskn	1	18	15	0	5	3
Asian/Pacfc Isl.	20	106	99	26	63	65
Unknown	61	153	58	77	45	15
<b>TOTAL</b>	<b>2947</b>	<b>7569</b>	<b>4559</b>	<b>3648</b>	<b>4531</b>	<b>2700</b>

AGE, GENDER AND RACE OF OFFENDER						
Race	Male			Female		
	0 - 17	18 - 35	36+	0 - 17	18 - 35	36+
White	2213	3887	2017	236	610	329
Black	7388	5444	1659	538	964	437
Am. Ind./Alskn	0	4	3	0	0	0
Asian/Pacfc Isl.	36	59	24	5	6	2
Unknown	349	70	17	20	5	0
<b>TOTAL</b>	<b>9986</b>	<b>9464</b>	<b>3720</b>	<b>799</b>	<b>1585</b>	<b>768</b>

## IBR Agencies' Property Crimes

Property Crimes or crimes against property are listed below. Robbery is considered a crime against property; however, it is also a violent crime and is listed again in the violent crime section of this report.

Contributing agencies reported 333,009 property offenses during 2005. More property crimes occurred on a Friday than any other day of the week.

### Crimes Against Property Where Offender(s) Suspected of Using By Offense

Offenses	Alcohol	Drugs	Computer Equipment
Arson	26	3	0
Bribery	3	1	0
Burglary	341	137	28
Counterfeiting/ Forgery	77	100	138
Destruction/ Vandalism	1552	166	37
Embezzlement	14	18	36
Extortion	4	2	0
Fraud	246	171	447
Larceny	1315	607	159
Motor Vehicle Theft	151	79	6
Robbery	161	73	3
Stolen Property	41	30	5
<b>Total</b>	<b>3931</b>	<b>1387</b>	<b>859</b>

### Property Crimes by Day of Week and Time of Day

Day/Time	00:00 03:59	04:00 07:59	08:00 11:59	12:00 15:59	16:00 19:59	20:00 23:59	Unk
Monday	5701	3576	8546	9093	11188	8883	1815
Tuesday	5311	3191	8073	8689	11027	8723	1773
Wednesday	5218	3249	7745	8872	11099	9121	1611
Thursday	5410	3186	7566	8497	11140	8869	1616
Friday	6066	3370	8101	9752	13449	10602	1817
Saturday	7593	2600	7190	9305	10527	10589	1703
Sunday	7197	2312	5794	7724	8669	8491	1370



## Other Property Crime Locations

Location	Bribery	Burglary	Cntrft/ Forgery	Destruct/ Vandal	Embezzle ment	Extor tion	Fraud	Stolen Property
Air/Bus/Train Terminal	0	6	11	148	9	0	28	5
Bank/Savings and Loan	0	39	1829	120	61	1	1202	5
Bar/Night Club	1	107	33	261	8	0	366	0
Church/Temple/ Synagogue	1	438	6	776	7	0	19	1
Commercial/ Office Bldg	0	1506	195	2342	292	3	647	29
Construction Site	0	399	6	918	12	0	16	2
Convenience Store	0	548	1088	894	245	0	749	16
Department/ Discount Str	0	220	764	459	670	5	1354	49
Drug Store/Hospital/ Doctor's Office	0	207	251	316	48	0	897	5
Field/Woods	0	33	9	708	17	0	28	15
Government/ Public Building	1	174	157	808	32	3	203	5
Grocery/ Supermarket	0	104	780	360	67	1	477	43
Highway/ Road/Alley	5	56	463	15616	44	3	959	600
Hotel/Motel/Etc.	0	213	57	733	44	1	214	13
Jail/Prison	0	3	99	78	0	0	69	0
Lake/Waterway	0	6	2	63	1	1	2	3
Liquor Store	0	13	16	24	7	0	13	2
Parking Lot/Garage	0	396	84	14900	60	2	305	234
Rental Storage Facility	0	252	3	285	16	0	39	4
Residence/Home	3	20531	950	38870	263	34	5849	222
Restaurant	0	647	444	893	479	3	646	11
School/College	0	559	103	3511	42	5	144	27
Service/Gas Station	0	311	250	649	121	1	429	6
Specialty Store	0	1101	393	1289	370	0	971	37
Other/Unknown	2	1276	672	6198	311	9	2547	121
<b>Total</b>	<b>13</b>	<b>29145</b>	<b>8665</b>	<b>91219</b>	<b>3226</b>	<b>72</b>	<b>18173</b>	<b>1455</b>

Location of offense for arson, larceny, motor vehicle theft, and robbery can be found in the sections pertaining to these individual offenses.

## Other Property Crimes By Day of Week

Days of Week/ Number of Offenses	Monday	Tuesday	Wednesday	Thursday	Friday	Saturday	Sunday
Bribery	0	1	0	3	2	4	3
Counterfeiting/ Forgery	1364	1442	1365	1295	1476	1003	720
Destruction/ Vandalism	12752	11637	11766	11780	14864	15472	12948
Embezzlement	468	516	462	441	568	491	280
Extortion	8	14	10	11	10	11	8
Fraud	2999	2903	2879	2696	2947	2230	1519
Stolen Property	212	214	251	210	209	197	162

Resident Status of Victims	Resident	Nonresident	Unknown
Number	174187	34326	42052

## Victims and Offenders of Property Crimes By Race and Gender

Race	Victims		Offenders	
	Male	Female	Male	Female
White	90675	72456	58398	23772
Black	32722	38735	55604	17015
American Ind/Alaskan	205	127	63	25
Asian/Pacific Isl	2178	1615	834	383
Unknown	5140	4204	4150	1237
<b>Total</b>	<b>130920</b>	<b>117137</b>	<b>119049</b>	<b>42432</b>

# Hate Crime

Hate crimes are not separate distinct offenses, but rather traditional crimes motivated by the offender's bias. Because of the difficulty of ascertaining the offender's subjective motivation, bias is reported only if investigation reveals sufficient objective facts to lead a reasonable and prudent person to conclude that the offender's actions were motivated, in whole or in part, by bias against race, religion, disability, ethnicity, or sexual-orientation.

Offense Category	Hate Bias Category				
	Racial	Religious	Ethnicity	Sexual Orientation	Disability
Arson	1				
Assault	86	9	26	18	7
Burglary	4	1		2	2
Counterfeiting					1
Damage/Vandal	71	22	11	22	7
Drug/Narc	5	1			2
Embezzlement	1				
Extortion		1			
Fraud		1			2
Homicide	1				
Kidnapping					1
Larceny	11	3	2	3	4
Motor Vehicle Theft	2				1
Robbery	3			1	
Forcible Sex				2	2
All Other	4				

Religious	
Anti-Jewish	20
Anti-Catholic	4
Anti-Protestant	5
Anti-Islamic	4
Anti-Other Religion	1
Anti-Multi-Religious Group	4
Anti-Atheist/Agnostic	0

Racial	
Anti-White	52
Anti-Black	118
Anti-Am Ind/Alskn Nat	1
Anti-Asian/Pacfc Isl	12
Anti-Multi-Racial	6

Ethnicity/National Origin	
Anti-Arab	8
Anti-Hispanic	15
Anti-Other Ethnicity	16

Sexual Orientation	
Anti-Male Homosexual	27
Anti-Female Homosexual	4
Anti-Homosexual	11
Anti-Heterosexual	5
Anti-Bisexual	1

Disability	
Anti-Physical	3
Anti-Mental	26

## Victims And Offenders of Hate Crime

AGE, GENDER AND RACE OF VICTIM						
Race	Male			Female		
	0 - 17	18 - 35	36+	0 - 17	18 - 35	36+
White	18	45	41	20	29	29
Black	16	36	12	5	16	21
Am. Ind./Alskn	0	0	0	0	0	0
Asian/Pacfc Isl.	0	2	2	0	4	1
Unknown	0	2	0	0	0	1
<b>TOTAL</b>	<b>34</b>	<b>85</b>	<b>55</b>	<b>25</b>	<b>49</b>	<b>52</b>

AGE, GENDER AND RACE OF OFFENDER						
Race	Male			Female		
	0 - 17	18 - 35	36+	0 - 17	18 - 35	36+
White	37	49	22	6	8	2
Black	27	37	8	10	4	2
Am. Ind./Alskn	0	0	0	0	0	0
Asian/Pacfc Isl.	0	0	0	0	0	0
Unknown	0	2	0	0	0	0
<b>TOTAL</b>	<b>64</b>	<b>88</b>	<b>30</b>	<b>16</b>	<b>12</b>	<b>4</b>



# **IV**

## **Law Enforcement Officers Killed and Assaulted**



## 2005 Law Enforcement Officers Killed and Assaulted

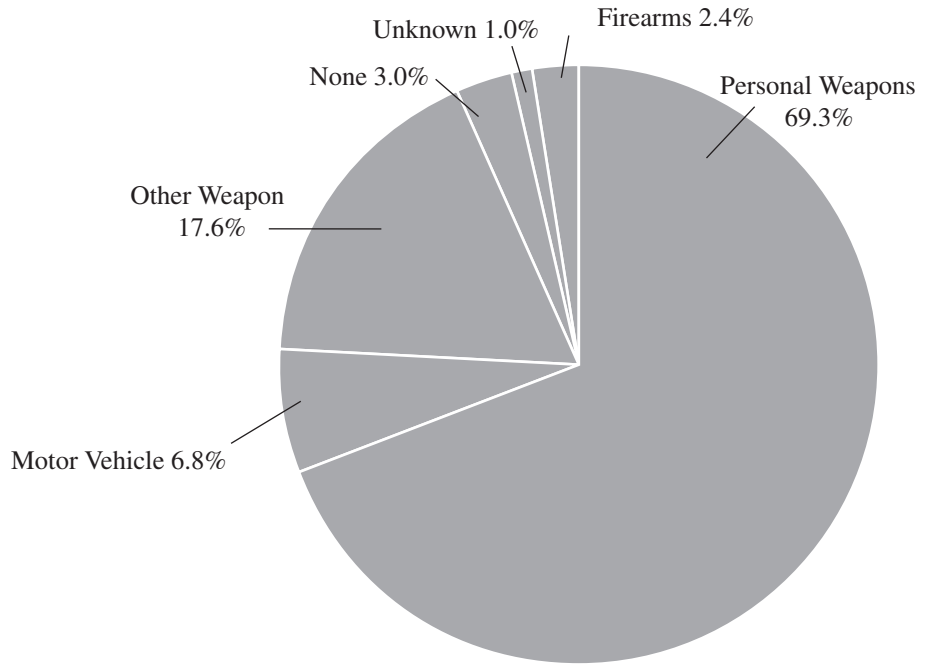
Through the Uniform Crime Reporting Program additional information is collected on enforcement officers assaulted and feloniously killed in the line of duty. Information is provided on the activities and assignment at the time of the assault, type of weapon used to commit the offense, injuries involved and time the activity took place.

During 2005, contributing agencies reported three officers feloniously killed in the line of duty and 1,293 assault offenses on officers.

Additional information pertaining to law enforcement officers killed and assaulted is contained in an annual summary published by the National Uniform Crime Reporting Program.

<b>OFFICERS ASSAULTED</b>		
Activity	Number of Offenses	Percent Distribution
1. Responding to "Disturbance" calls (family quarrels, man with gun, etc.)	347	26.8
2. Burglaries in progress or pursuing burglary suspects	13	1.0
3. Robberies in progress or pursuing robbery suspects	2	.2
4. Attempting other arrests	298	23.0
5. Civil disorder (riot, mass disobedience)	26	2.0
6. Handling, transporting, custody of prisoners	160	12.4
7. Investigating suspicious persons or circumstances	110	8.5
8. Ambush - no warning	0	.0
9. Mentally deranged	34	2.6
10. Traffic pursuits and stops	137	10.6
11. All Other	166	12.8
<b>TOTAL</b>	<b>1293</b>	<b>100.0</b>

**Officers  
Assaulted  
By Weapon**



**2005**

Weapon	Number Offenses
Firearm .....	9
Automatic Firearm .....	0
Handgun .....	13
Automatic Handgun .....	3
Rifle .....	1
Automatic Rifle .....	0
Shotgun .....	4
Other Firearm .....	1
Knife or cutting instrument .....	13
Blunt Object .....	22
Motor Vehicle .....	89
Personal Weapons .....	906
Poison .....	0
Fire .....	1
Other .....	194
Unknown .....	13
None .....	39

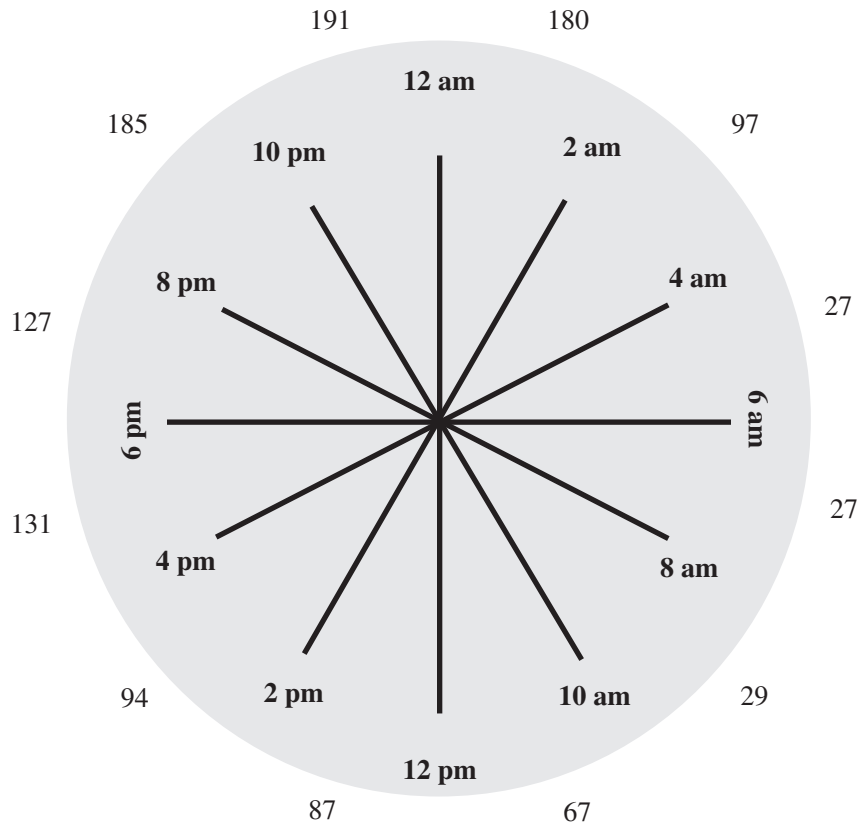
Days of Week	Number
Monday	158
Tuesday	176
Wednesday	143
Thursday	163
Friday	206
Saturday	237
Sunday	210
<b>Total</b>	<b>1293</b>

Type Injury Sustained	
Broken Bone	7
Internal Injury	3
Lacerations	7
Minor Injury	393
Major Injury	22
Loss of Teeth	0
Unconsciousness	3
None	854

### OFFICERS ASSAULTED BY TYPE OF ASSIGNMENT

	Number Assaulted	Percent Distribution
Two-Man Vehicle	137	10.6
One-Man Vehicle		
Alone	375	29.0
Assisted	433	33.5
Detective or Special Assignment		
Alone	12	.9
Assisted	30	2.3
Other Assignments		
Alone	74	5.7
Assisted	232	17.9

### OFFICERS ASSAULTED BY TIME







**V**  
**Value of  
Property Loss**



## Value of Property Stolen & Recovered

The table below indicates the total value of property stolen and recovered by month for contributing agencies during 2005.

<b>MONTH</b>	<b>Stolen</b>	<b>Recovered</b>	<b>% Recovered</b>
JAN	21,922,695	5,960,898	27.2
FEB	16,395,285	4,420,903	27.0
MAR	19,187,927	5,420,149	28.2
APR	21,330,299	5,227,768	24.5
MAY	25,629,496	6,326,673	24.7
JUN	26,038,049	6,246,176	24.0
JUL	22,919,479	6,898,194	30.1
AUG	25,462,868	7,097,386	27.9
SEP	23,128,629	6,693,468	28.9
OCT	23,615,509	6,447,954	27.3
NOV	23,610,516	5,711,882	24.2
DEC	19,625,736	4,837,895	24.7
<b>TOTAL</b>	<b>\$268,866,488</b>	<b>\$71,289,346</b>	<b>26.5</b>

## Value of Property Loss

Type of Property	Burned	Counter- feited/ Forged	Destroyed Damaged/ Vandalized	Recov- ered	Seized	Stolen
Aircraft						6,051
Alcohol				14,086		141,690
Automobiles			7,630	47,429,717	1	74,156,715
Bicycles			1	155,486		1,477,037
Buses				93,002		161,252
Clothing/Furs			1	424,720		2,676,900
Computer Hardware/Software			1	528,750		9,691,993
Consumable Goods			3	135,467		1,745,660
Credit/Debit Cards						
Drugs/Narcotics				51,832	4	330,367
Drug/Narcotic Equipment				210	18	3,279
Farm Equipment				141,639		887,963
Firearms				198,252		2,371,843
Gambling Equipment				675		15,572
Heavy Construction/Industrial Equipment				1,021,434		6,482,483
Household Goods			17,988	102,729		3,122,211
Jewelry/Precious Metals			1,050	1,185,309		21,792,354
Livestock				51,475		444,167
Merchandise			2	901,694		5,145,075
Money				536,834	924	38,819,226
Negotiable Instruments		1,601		131,993	1	5,912,496
Nonnegotiable Instruments						
Office-type Equipment			970	44,143		726,074
Other Motor Vehicles				4,524,600	1	10,695,899
Purses/Handbags/Wallets			1	76,152	1	992,975
Radios/TVs/VCRs			3,169	324,158		6,971,034
Recordings-Audio/Visual			242	189,135		4,443,842
Recreational Vehicles			50	1,340,632		2,715,509
Structures-Single Occupancy						
Structures-Other Dwellings			231			
Structures-Other Commercial/Business			101			
Structures-Industrial/ Manufacturing						
Structures-Public/Community						
Structures-Storage						14,550
Structures-Other			200	4,524		359,169
Tools			52	533,915	5	11,820,332
Trucks			4,376	8,639,115		12,711,711
Vehicle Part/Accessories			17,445	166,917		7,751,488
Watercraft			1	254,677		736,658
Other		31	16,155	2,086,074	35	33,542,913
<b>TOTAL</b>		<b>\$1,632</b>	<b>\$69,669</b>	<b>\$71,289,346</b>	<b>\$990</b>	<b>\$268,866,488</b>

The number 1 is placed in the value of property field when the actual dollar value is not known.


## Value of Property Stolen in Property Offenses

Offenses	Number of Property Descriptions	Value Stolen
Bribery	1	1
Burglary	36232	29,956,892
Embezzlement	3527	18,782,745
Extortion/Blackmail	44	87,215
False Pretense/Swindle/Confidence Game	9588	16,691,277
Credit Card/ATM Fraud	5175	3,688,517
Impersonation	2260	915,638
Welfare Fraud	80	28,266
Wire Fraud	349	465,683
TOTAL FRAUD:	17452	21,789,381
Kidnaping/Abduction	257	30,434
Pocket-Picking	689	103,197
Purse-Snatching	774	142,927
Shoplifting	23987	4,949,665
Theft From Building	33724	21,574,982
Theft From Coin-Operated Machine	1063	203,913
Theft From Motor Vehicle	56962	19,454,055
Theft of Motor Vehicle Parts/Accessories	14855	4,546,641
All Other Larceny	76449	45,637,101
TOTAL LARCENY:	208503	96,612,481
Motor Vehicle Theft	16100	93,565,797
Robbery	10606	8,041,542
<b>GRAND TOTAL:</b>	<b>292722</b>	<b>\$268,866,488</b>
Additional Analysis of Larceny/Theft Offenses		
\$200 and Over	66428	90,655,898
\$50 to \$200	45631	4,674,333
Under \$50	96444	1,282,250
TOTAL LARCENY/THEFT:	208503	\$96,612,481



# VI

## Arrest Data



# 2005

## Arrest Data

Arrest statistics reflecting characteristics of persons arrested by age, gender, and race are collected monthly from contributing law enforcement agencies. In examining arrest figures it is important to remember they do not personally identify individuals arrested but represent the total number of persons arrested. One person may be arrested several times during a year for the same type of crime or for different offenses. Each arrest would be counted. When a person is arrested and charged with several offenses, only one arrest is counted. Furthermore, arrest figures cannot be compared to offense figures because several persons could be arrested for the same offense, or the arrest of one person may solve several offenses. Arrests are primarily a measure of police activity as it relates to crime. Although law enforcement arrest policies vary, particularly with respect to juveniles, contributors to this program are instructed to count one arrest each time an individual is taken into custody for committing an offense. A juvenile is counted as a person arrested when he commits an offense and the circumstances are such that if the offender were an adult, an arrest would be made.

### ARREST DATA BY QUARTER

Quarters	Arrests	Percent Distribution
First Quarter	73580	24.0
Second Quarter	80324	26.2
Third Quarter	81857	26.7
Fourth Quarter	<u>70820</u>	<u>23.1</u>
TOTAL	306581	100.0

# Arrest Data

ARREST DATA BY AGE		
AGE	Number	Percent Distribution
Under 10	197	.06
10-12	2142	.70
13-14	8337	2.72
15	7411	2.42
16	8909	2.91
17	9610	3.13
18	13675	4.46
19	15022	4.90
20	14161	4.62
21	13115	4.28
22	12197	3.98
23	11577	3.78
24	10579	3.45
25-29	42140	13.75
30-34	32079	10.46
35-39	30766	10.04
40-44	29613	9.66
45-49	21857	7.13
50-54	11977	3.91
55-59	5905	1.93
60-64	2658	.87
65 & Over	2654	.87
<b>TOTAL</b>	<b>306581</b>	<b>100.00</b>

Percent Distribution of Persons Arrested By Gender and Race

GENDER	% DIST.
MALE	74.9
FEMALE	25.1

RACE	% DIST.
White	58.2
Black	41.0
American Indian or Alaskan Native	.1
Asian or Pacific Islander	.7

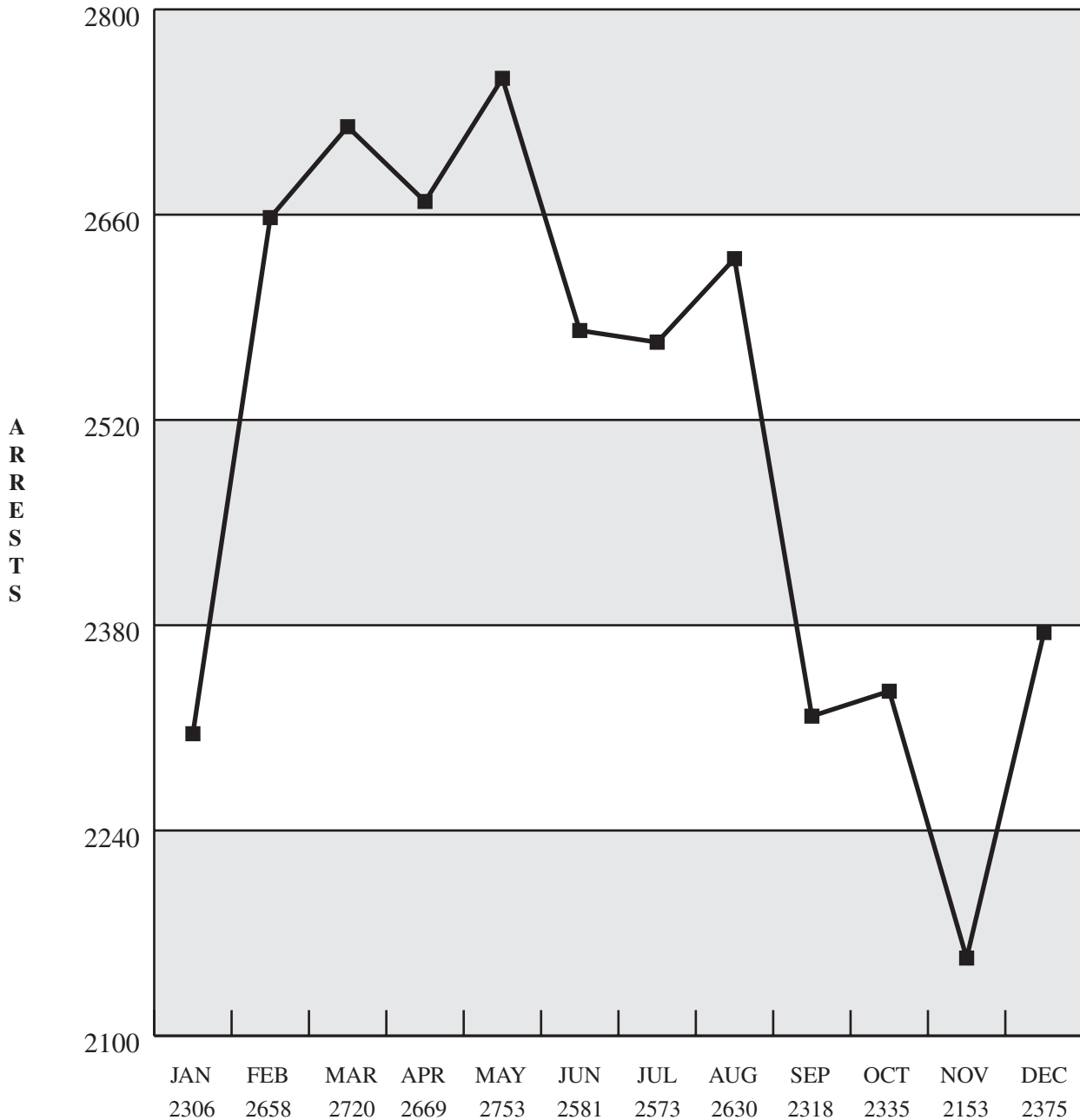
**Drug Arrests**



*In 2005, 30,071 narcotic drug arrests, including drug equipment violations, were reported by the contributing agencies. Marijuana ranked highest in total volume of drug arrests with 53 percent.*

*Drug violation arrests constitute 25.0 percent of the total number of persons arrested for Group A offenses.*

**MONTHS**





## Drug Arrests By Age and Type of Drug 2005

	Under 10	10 12	13 14	15	16	17	18	19	20	21	22	23	24	25 29	30 34	35 39	40 44	45 49	50 54	55 59	60 64	65 & Over	Total
"Crack" Cocaine	0	2	8	25	31	51	203	232	213	208	217	203	182	789	593	548	661	494	237	79	29	19	5024
Cocaine	0	0	8	10	22	26	93	119	133	163	146	144	122	542	398	339	362	231	111	49	5	5	3028
Hashish	0	0	0	0	0	2	4	1	2	1	0	1	2	3	2	4	2	2	3	0	0	0	29
Heroin	0	0	0	0	2	10	10	26	24	27	21	24	25	150	85	81	75	52	43	9	5	3	672
Marijuana	1	19	259	330	589	792	1554	1564	1343	1150	978	825	662	2231	1083	764	713	419	223	93	24	17	15633
Morphine	0	0	1	0	0	0	2	0	1	3	0	1	2	5	9	5	1	2	2	1	0	0	35
Opium	0	0	0	0	0	0	1	0	1	0	1	0	0	0	0	0	3	0	1	1	0	0	8
Other Narcotic	0	1	5	11	3	10	20	17	20	25	27	24	24	137	89	102	102	72	37	16	6	10	758
LSD	0	0	0	2	0	0	2	0	0	2	1	1	0	2	1	1	0	0	0	0	0	0	12
PCP	0	0	0	0	0	0	0	1	2	3	1	0	1	9	2	0	1	0	0	0	0	0	20
Other Halucinogens	0	0	0	0	1	1	1	0	1	2	3	0	3	4	5	1	2	1	0	0	0	0	25
Amphetamines/ Methamphetamines	0	0	1	0	2	2	14	17	21	23	12	16	25	131	117	75	56	38	19	1	0	0	570
Other Stimulants	0	1	0	4	1	1	1	3	2	3	1	7	6	13	7	5	5	2	1	0	0	0	63
Barbituates	0	0	0	0	0	0	0	1	0	0	2	1	2	1	4	5	3	2	0	0	1	0	22
Other Depressants	0	0	0	2	5	3	1	3	3	4	1	4	1	8	4	6	6	4	2	1	1	0	59
Other Drugs	0	1	6	10	14	10	12	24	17	29	12	11	15	56	25	46	33	35	14	7	3	2	382
Unknown Drug Type	0	5	30	33	95	105	215	250	206	183	135	160	139	534	330	352	282	193	105	39	11	4	3406
<b>TOTAL</b>	1	29	318	427	765	1013	2133	2258	1989	1826	1558	1422	1211	4615	2754	2334	2307	1547	798	296	85	60	29746

# Arrest Data By Age

## JUVENILES

OFFENSES	UNDER 10	10 12	13 14	15	16	17	TOTAL
Murder/Nonnegligent Manslaughter	0	0	4	2	4	8	18
Negligent Manslaughter	0	0	0	0	0	0	0
Kidnaping/Abduction	1	5	11	6	13	24	60
Forcible Rape	0	0	6	12	7	11	36
Forcible Sodomy	1	11	27	13	3	5	60
Sexual Assault with an Object	0	3	12	2	0	2	19
Forcible Fondling	2	15	48	27	15	5	112
Robbery	0	14	91	78	124	131	438
Aggravated Assault	8	43	190	134	137	162	674
Simple Assault	44	516	1467	953	1054	858	4892
Intimidation	1	41	71	59	45	38	255
Arson	14	28	83	18	16	13	172
Extortion/Blackmail	0	4	6	1	1	1	13
Burglary/Breaking & Entering	7	85	288	257	242	247	1126
Pocket Picking	0	3	5	11	11	2	32
Purse Snatching	0	1	0	1	0	0	2
Shoplifting	8	178	582	479	494	530	2271
Theft from Building	2	23	37	29	29	39	159
Theft from Coin-Operated Device	0	1	2	0	1	3	7
Theft from Motor Vehicle	1	3	21	24	32	36	117
Theft of Motor Vehicle Parts	1	0	3	1	3	3	11
All Other Larceny	9	158	508	399	463	446	1983
Motor Vehicle Theft	0	7	69	98	76	103	353
Counterfeiting/Forgery	0	1	12	8	22	32	75
False Pretenses/Swindle/Confidence Game	0	1	9	14	18	26	68
Credit Card/Teller Machine Fraud	0	1	4	3	3	9	20
Impersonation	0	0	0	0	4	6	10
Welfare Fraud	0	0	0	0	0	0	0
Wire Fraud	0	0	0	0	0	0	0

<b>OFFENSES</b>	<b>UNDER 10</b>	<b>10 12</b>	<b>13 14</b>	<b>15</b>	<b>16</b>	<b>17</b>	<b>TOTAL</b>
Embezzlement	0	0	0	3	25	48	76
Stolen Property Offenses	1	4	41	29	41	39	155
Destruction/Damage/Vandalism	28	175	416	266	254	251	1390
Drug/Narcotic Violations	1	29	318	427	765	1013	2553
Drug Equipment Violations	0	0	1	6	10	6	23
Incest	0	0	2	1	0	0	3
Statutory Rape	0	0	1	0	3	10	14
Pornography/Obscene Material	0	0	0	0	1	1	2
Betting/Wagering	0	0	2	4	2	3	11
Operating/Promoting/Assisting Gambling	0	0	0	0	0	0	0
Gambling Equipment Violations	0	0	0	0	0	0	0
Sports Tampering	0	0	0	0	0	0	0
Prostitution	0	0	0	0	0	1	1
Assisting or Promoting Prostitution	0	0	0	0	0	1	1
Bribery	0	0	0	0	0	1	1
Weapon Law Violations	2	65	201	130	164	162	724
<b>Total Group A Arrests</b>	<b>131</b>	<b>1415</b>	<b>4538</b>	<b>3495</b>	<b>4082</b>	<b>4276</b>	<b>17937</b>
Bad Checks	0	0	1	1	1	4	7
Curfew/Loitering/Vagrancy Violations	3	66	455	506	784	887	2701
Disorderly Conduct	3	149	568	425	424	337	1906
Driving Under the Influence	0	0	1	3	35	130	169
Drunkenness	1	1	22	37	59	103	223
Family Offenses, Nonviolent	0	0	10	4	3	3	20
Liquor Law Violations	0	4	131	216	435	738	1524
Peeping Tom	0	0	1	0	0	0	1
Runaway	12	196	1099	1103	1116	964	4490
Trespass of Real Property	8	49	223	209	264	305	1058
Conspiracy to Commit Group A Offense	0	0	1	3	2	3	9
Conspiracy to Commit Group B Offense	0	0	2	0	1	0	3
All Other Offenses	39	262	1285	1409	1703	1860	6558
<b>Total Group B Arrests</b>	<b>66</b>	<b>727</b>	<b>3799</b>	<b>3916</b>	<b>4827</b>	<b>5334</b>	<b>18669</b>

## Group A Adult Arrests By Age

	18	19	20	21	22	23	24	25 29	30 34	35 39	40 44	45 49	50 54	55 59	60 64	65 & Over	Total
Murder/Nonnegligent Manslaughter	23	24	13	25	27	19	14	69	27	28	20	17	3	4	3	3	319
Negligent Manslaughter	2	1	0	1	0	1	1	0	0	0	0	1	1	0	0	0	8
Kidnaping/Abduction	42	47	39	53	49	30	43	150	114	71	64	62	27	10	2	9	812
Forcible Rape	14	19	15	19	20	10	10	43	42	37	39	20	9	6	2	5	310
Forcible Sodomy	8	6	3	2	7	3	1	9	15	19	15	13	5	5	1	1	113
Sexual Assault with an Object	1	2	2	3	0	1	5	7	15	10	8	9	5	3	3	4	78
Forcible Fondling	21	13	19	14	11	13	9	64	63	83	79	43	28	25	11	18	514
Robbery	194	191	137	83	68	70	59	202	139	109	79	52	14	3	2	0	1402
Aggravated Assault	231	233	200	220	181	189	181	658	479	443	470	302	163	82	29	29	4090
Simple Assault	985	1114	1157	1235	1135	1138	1183	4914	4078	3920	3525	2387	1315	595	284	299	29264
Intimidation	75	76	77	63	61	48	57	228	218	185	191	96	54	52	26	25	1532
Arson	15	11	7	11	3	10	5	21	17	13	17	16	5	8	1	3	163
Extortion/Blackmail	0	1	1	0	0	0	0	4	5	0	4	3	1	1	0	0	20
Burglary/B & E	362	289	208	151	130	114	109	417	317	283	246	153	37	17	3	2	2838
Pocket Picking	6	19	6	9	3	3	4	10	11	12	14	12	2	0	1	5	117
Purse Snatching	3	1	1	3	0	2	3	3	5	1	6	3	2	0	0	0	33
Shoplifting	681	606	459	331	309	294	260	1006	795	847	758	594	360	174	81	80	7635
Theft from Building	37	29	27	32	19	15	20	73	57	38	50	35	6	10	2	2	452
Theft from Coin-Operated Machine or Device	2	2	2	1	2	3	2	7	10	6	4	8	3	0	0	0	52
Theft from Motor Vehicle	25	46	29	28	13	14	9	57	39	27	32	10	5	1	1	0	336
Theft of Motor Vehicle Parts	7	5	11	7	8	5	3	14	7	6	5	8	2	2	0	1	91
All Other Larceny	693	597	502	388	340	352	296	1273	1079	1042	929	618	311	154	71	47	8692
Motor Vehicle Theft	106	77	59	44	48	46	49	154	125	129	109	62	20	6	0	2	1036
Counterfeiting/Forgery	94	95	105	110	74	153	93	497	349	261	229	143	51	21	8	8	2291

Offenses	18	19	20	21	22	23	24	25 29	30 34	35 39	40 44	45 49	50 54	55 59	60 64	65 & Over	Total
False Pretenses/Swindle/ Confidence Game	58	71	70	102	96	103	80	405	388	367	306	207	103	37	23	4	2420
Credit Card/Automatic Teller Machine Fraud	16	24	16	23	21	23	17	80	66	40	34	17	5	5	0	1	388
Impersonation	25	34	42	16	12	22	24	60	33	45	39	26	10	3	0	0	391
Welfare Fraud	0	0	0	4	0	1	2	5	8	6	3	2	5	4	0	0	40
Wire Fraud	0	1	0	1	0	0	0	1	0	2	0	1	1	0	0	0	7
Embezzlement	101	104	102	85	89	65	54	224	194	152	157	80	40	20	2	4	1473
Stolen Property Offenses	77	68	60	63	44	37	46	125	91	74	75	45	24	4	4	2	839
Destruct/Damage/Vandalism	301	244	233	177	172	149	127	480	281	278	235	135	89	35	21	20	2977
Drug/Narcotic Violations	2133	2258	1989	1826	1558	1422	1211	4615	2754	2334	2307	1547	798	296	85	60	27193
Drug Equipment Violations	11	19	5	14	14	10	9	54	43	36	34	31	16	4	3	2	305
Incest	0	0	0	0	0	1	0	0	0	1	0	1	2	1	1	0	7
Statutory Rape	18	20	18	9	7	5	2	22	6	12	5	0	2	1	0	0	127
Porno./Obscene Material	3	2	4	2	3	2	1	6	6	6	9	8	5	3	1	3	64
Betting/Wagering	7	3	3	3	3	3	0	4	4	1	0	0	0	0	0	0	31
Operating/Promoting/ Assisting Gambling	1	8	5	7	1	1	1	1	0	0	0	0	0	0	0	0	25
Gambling Equip. Violations	0	0	0	0	1	0	0	1	0	1	0	0	0	2	0	0	5
Sports Tampering	0	0	0	0	0	0	0	0	0	0	0	0	0	0	0	0	0
Prostitution	3	13	18	11	20	11	20	112	109	101	123	76	31	16	8	8	680
Assisting/Promoting Prostitution	1	2	2	1	6	2	5	21	16	12	14	8	10	0	0	0	100
Bribery	0	1	0	1	3	0	1	0	2	1	0	1	1	1	0	0	12
Weapon Law Violations	260	253	211	244	230	188	160	528	294	208	211	191	135	73	39	59	3284
<b>Total Group A Arrests</b>	6642	6629	5857	5422	4788	4578	4176	16624	12301	11247	10445	7043	3706	1684	718	706	102566

## Group B Adult Arrests By Age

Offenses	18	19	20	21	22	23	24	25 29	30 34	35 39	40 44	45 49	50 54	55 59	60 64	65 & Over	Total
Bad Checks	136	152	194	175	207	233	231	1028	1061	978	826	519	283	169	68	66	6326
Curfew/Loitering/Vagrancy	16	10	2	3	4	3	3	5	5	5	9	18	21	9	3	2	118
Disorderly Conduct	343	316	301	294	292	276	222	802	529	497	482	334	160	77	35	37	4997
Driving Under the Influence	460	749	850	1197	1232	1213	1132	4228	2970	2729	2831	2222	1421	750	366	330	24680
Drunkenness	653	818	807	1245	1181	1076	950	3597	2719	3145	3914	3571	1969	995	376	302	27318
Family Offenses, Nonviolent	23	34	34	37	46	47	57	260	226	239	190	134	56	13	12	11	1419
Liquor Laws	1808	1933	1584	273	210	149	153	480	360	435	475	442	279	174	76	58	8889
Peeping Tom	1	2	1	2	1	3	4	14	15	9	11	8	3	0	1	0	75
Runaway	0	1	1	0	0	0	0	0	0	0	0	0	0	0	0	0	2
Trespass to Real Property	648	506	453	394	350	297	265	1000	760	755	807	741	477	193	103	86	7835
Conspiracy to Commit Group A Offense	9	14	14	3	3	5	7	24	15	12	5	11	2	3	0	0	127
Conspiracy to Commit Group B Offense	0	2	3	2	3	0	2	1	4	1	2	2	1	1	0	0	24
All Other Offenses	2936	3856	4060	4068	3880	3697	3377	14077	11114	10714	9616	6812	3599	1837	900	1056	85599
<b>Total Group B Offenses</b>	7033	8393	8304	7693	7409	6999	6403	25516	19778	19519	19168	14814	8271	4221	1940	1948	167409

## Group A Arrests By Gender and Distribution

Offenses	Persons Arrested		Percent Crime Distribution by Gender	
	Male	Female	Male	Female
Murder/Nonnegligent Manslaughter .....	291	46	.32	.15
Negligent Manslaughter .....	7	1	.01	.00
Kidnapping .....	799	73	.89	.24
Forcible Rape .....	343	3	.38	.01
Forcible Sodomy .....	164	9	.18	.03
Sexual Assault with an Object.....	95	2	.11	.01
Forcible Fondling .....	617	9	.68	.03
Robbery .....	1700	140	1.88	.46
Aggravated Assault .....	3618	1146	4.01	3.79
Simple Assault.....	24925	9231	27.62	30.52
Intimidation .....	1341	446	1.49	1.47
Arson .....	295	40	.33	.13
Extortion/Blackmail .....	23	10	.03	.03
Burglary/Breaking & Entering .....	3526	438	3.91	1.45
Pocket-picking.....	99	50	.11	.17
Purse-snatching .....	22	13	.02	.04
Shoplifting .....	5364	4542	5.94	15.01
Theft from Building .....	451	160	.50	.53
Theft from Coin-Operated Machine or Device ...	46	13	.05	.04
Theft from Motor Vehicle.....	394	59	.44	.20
Theft of Motor Vehicle Parts or Accessories.....	91	11	.10	.04
All Other Larceny .....	7337	3338	8.13	11.03
Motor Vehicle Theft .....	1136	253	1.26	.84
Counterfeiting/Forgery .....	1406	960	1.56	3.17
False Pretenses/Swindle/Confidence Game .....	1613	875	1.79	2.89
Credit Card/Automatic Teller Machine Fraud .....	211	197	.23	.65
Impersonation.....	300	101	.33	.33
Welfare Fraud.....	11	29	.01	.10
Wire Fraud.....	5	2	.01	.01
Embezzlement .....	720	829	.80	2.74
Stolen Property Offenses.....	811	183	.90	.60
Destruction.Damage/Vandalism of Property.....	3491	876	3.87	2.90
Drug/Narcotic Violations .....	24426	5320	27.06	17.59
Drug Equipment Violations.....	252	76	.28	.25
Incest .....	10	0	.01	.00
Statutory Rape.....	137	4	.15	.01
Pornography/Obscene Material.....	62	4	.07	.01
Betting/Wagering .....	41	1	.05	.00
Operating/Promoting/Assisting Gambling.....	22	3	.02	.01
Gambling Equipment Violations .....	5	0	.01	.00
Sports Tampering .....	0	0	.00	.00
Prostitution .....	252	429	.28	1.42
Assisting or Promoting Prostitution .....	76	25	.08	.08
Bribery.....	9	4	.01	.01
Weapon Law Violations .....	3709	299	4.11	.99
<b>TOTAL .....</b>	<b>90253</b>	<b>30250</b>	<b>100.00</b>	<b>100.00</b>

## Group A Arrests By Race

Offenses	Total	White	Black	American Indian or Alaskan Native	Asian or Pacific Islander
Murder/Nonnegligent Manslaughter.....	337	106	228	1	2
Negligent Manslaughter.....	8	4	4		
Kidnapping .....	872	426	441	2	3
Forcible Rape.....	346	195	146		5
Forcible Sodomy.....	173	108	64		1
Sexual Assault with an Object .....	97	61	34	1	1
Forcible Fondling.....	626	404	218		4
Robbery.....	1840	457	1378		5
Aggravated Assault .....	4764	2184	2549	3	28
Simple Assault .....	34156	18420	15451	30	255
Intimidation.....	1787	1030	746		11
Arson.....	335	237	95		3
Extortion/Blackmail.....	33	13	20		
Burglary/Breaking & Entering.....	3964	2294	1645	1	24
Pocket-picking .....	149	73	76		
Purse-snatching .....	35	21	13		1
Shoplifting .....	9906	5448	4348	9	101
Theft from Building .....	611	352	252	1	6
Theft from Coin-Operated Machine or Device...	59	44	15		
Theft from Motor Vehicle .....	453	305	142	1	5
Theft of Motor Vehicle Parts or Accessories .....	102	58	44		
All Other Larceny .....	10675	5921	4697	4	53
Motor Vehicle Theft.....	1389	684	699	1	5
Counterfeiting/Forgery .....	2366	1540	818	1	7
False Pretenses/Swindle/Confidence Game.....	2488	1342	1124	2	20
Credit Card/Automatic Teller Machine Fraud ....	408	250	155		3
Impersonation .....	401	218	180		3
Welfare Fraud.....	40	21	19		
Wire Fraud .....	7	4	3		
Embezzlement.....	1549	841	685		23
Stolen Property Offenses .....	994	404	587		3
Destruction.Damage/Vandalism of Property .....	4367	2663	1676	3	25
Drug/Narcotic Violations .....	29746	14698	14929	15	104
Drug Equipment Violations .....	328	238	90		
Incest.....	10	4	6		
Statutory Rape .....	141	71	69		1
Pornography/Obscene Material .....	66	54	11		1
Betting/Wagering .....	42	1	40		1
Operating/Promoting/Assisting Gambling .....	25	10			15
Gambling Equipment Violations.....	5	3	1		1
Sports Tampering.....	0				
Prostitution.....	681	362	318		1
Assisting or Promoting Prostitution.....	101	61	40		
Bribery .....	13	9	3		1
Weapon Law Violations .....	4008	1681	2303	3	21
<b>TOTAL .....</b>	<b>120503</b>	<b>63320</b>	<b>56362</b>	<b>78</b>	<b>743</b>



## Group A Arrests and Rate Per 100,000

Offenses	Number of Arrests	Percent Distribution	Rate per 100,000 Inhabitants
Murder/Nonnegligent Manslaughter.....	337	.28	4.45
Negligent Manslaughter.....	8	.01	.11
Kidnapping .....	872	.72	11.52
Forcible Rape.....	346	.29	4.57
Forcible Sodomy.....	173	.14	2.29
Sexual Assault with an Object .....	97	.08	1.28
Forcible Fondling of a Child.....	626	.52	8.27
Robbery.....	1840	1.53	24.31
Aggravated Assault .....	4764	3.95	62.95
Simple Assault .....	34156	28.34	451.35
Intimidation.....	1787	1.48	23.61
Arson.....	335	.28	4.43
Extortion/Blackmail.....	33	.03	.44
Burglary/Breaking & Entering.....	3964	3.29	52.38
Pocket-picking .....	149	.12	1.97
Purse-snatching.....	35	.03	.46
Shoplifting .....	9906	8.22	130.90
Theft from Building .....	611	.51	8.07
Theft from Coin-Operated Machine or Device...	59	.05	.78
Theft from Motor Vehicle .....	453	.38	5.99
Theft of Motor Vehicle Parts or Accessories .....	102	.08	1.35
All Other Larceny .....	10675	8.86	141.06
Motor Vehicle Theft.....	1389	1.15	18.35
Counterfeiting/Forgery .....	2366	1.96	31.27
False Pretenses/Swindle/Confidence Game.....	2488	2.06	32.88
Credit Card/Automatic Teller Machine Fraud ....	408	.34	5.39
Impersonation .....	401	.33	5.30
Welfare Fraud.....	40	.03	.53
Wire Fraud .....	7	.01	.09
Embezzlement.....	1549	1.29	20.47
Stolen Property Offenses .....	994	.82	13.14
Destruction.Damage/Vandalism of Property .....	4367	3.62	57.71
Drug/Narcotic Violations.....	29746	24.68	393.08
Drug Equipment Violations .....	328	.27	4.33
Incest.....	10	.01	.13
Statutory Rape .....	141	.12	1.86
Pornography/Obscene Material .....	66	.05	.87
Betting/Wagering .....	42	.03	.56
Operating/Promoting/Assisting Gambling .....	25	.02	.33
Gambling Equipment Violations.....	5	.00	.07
Sports Tampering .....	0	.00	.00
Prostitution.....	681	.57	9.00
Assisting or Promoting Prostitution.....	101	.08	1.33
Bribery .....	13	.01	.17
Weapon Law Violations .....	4008	3.33	52.96
<b>TOTAL.....</b>	<b>120503</b>	<b>100.00</b>	<b>1592.38</b>

## Group B Arrests

Group B Offense Categories	Total	White	Black	American Indian or Alaskan Native	Asian or Pacific Islander
Bad Checks	6333	4450	1859	2	22
Curfew/Loitering/Vagrancy Violations	2819	1455	1338	1	25
Disorderly Conduct	6903	2982	3863	5	53
Driving Under the Influence	24849	19754	4735	47	313
Drunkenness	27541	20552	6774	51	164
Family Offenses, Nonviolent	1439	600	829		10
Liquor Law Violations	10413	8252	1970	15	176
Peeping Tom	76	54	22		
Runaway	4492	2208	2234	5	45
Trespass of Real Property	8893	3815	5010	3	65
Conspiracy to Commit Group A Offense	136	112	24		
Conspiracy to Commit Group B Offense	27	21	6		
All Other Offenses	92157	50708	40747	71	631
<b>Total Group B Arrests</b>	<b>186078</b>	<b>114963</b>	<b>69411</b>	<b>200</b>	<b>1504</b>

Group B Offense Categories	Male	Female	Rate per 100,000 Inhabitants
Bad Checks	2672	3661	83.69
Curfew/Loitering/Vagrancy Violations	1963	856	37.25
Disorderly Conduct	4776	2127	91.22
Driving Under the Influence	20284	4565	328.36
Drunkenness	23788	3753	363.94
Family Offenses, Nonviolent	981	458	19.02
Liquor Law Violations	7687	2726	137.60
Peeping Tom	74	2	1.00
Runaway	1976	2516	59.36
Trespass of Real Property	7049	1844	117.52
Conspiracy to Commit Group A Offense	106	30	1.80
Conspiracy to Commit Group B Offense	21	6	.36
All Other Offenses	67957	24200	1217.80
<b>Total Group B Arrests</b>	<b>139334</b>	<b>46744</b>	<b>2458.91</b>



**VII**  
**Contributing**  
**Agencies and**  
**Full-Time Law**  
**Enforcement**  
**Employees**  
**January -**  
**December**  
**2005**



# Contributing Agencies and Full-Time Law Enforcement Employees as of October 31, 2005

AGENCY	TOTAL SWORN OFFICERS	OFFICERS MALE	OFFICERS FEMALE	TOTAL CIVILIAN	AGENCY	TOTAL SWORN OFFICERS	OFFICERS MALE	OFFICERS FEMALE	TOTAL CIVILIAN
<b>COUNTIES</b>					<b>CHARLES CITY COUNTY</b>				
<b>ACCOMACK COUNTY</b>					Sheriff's Office	10	9	1	6
Sheriff's Office	56	45	11	9	<b>CHARLOTTE COUNTY</b>				
Chincoteague PD	10	10		3	Sheriff's Office	31	22	9	3
Onancock PD	4	4			<b>CHESTERFIELD COUNTY</b>				
Parksley PD	3	3			Chesterfield PD	436	401	35	94
Onley PD	3	3			<b>CLARKE COUNTY</b>				
<b>ALBEMARLE COUNTY</b>					Sheriff's Office	17	17		11
Albemarle PD	111	97	14	22	Berryville PD	8	6	2	1
<b>ALLEGHANY COUNTY</b>					<b>CRAIG COUNTY</b>				
Sheriff's Office	43	38	5	16	Sheriff's Office	8	8		5
<b>AMELIA COUNTY</b>					<b>CULPEPER COUNTY</b>				
Sheriff's Office	11	11		8	Sheriff's Office	80	62	18	17
<b>AMHERST COUNTY</b>					Culpeper PD	38	34	4	7
Sheriff's Office	64	49	15	6	<b>CUMBERLAND COUNTY</b>				
Amherst PD	5	4	1		Sheriff's Office	12	10	2	7
<b>APPOMATTOX COUNTY</b>					<b>DICKENSON COUNTY</b>				
Sheriff's Office	30	24	6	3	Sheriff's Office	21	19	2	2
<b>ARLINGTON COUNTY</b>					Clintwood PD	3	3		
Arlington PD	355	294	61	79	Haysi PD	2	2		
<b>AUGUSTA COUNTY</b>					Clinchco	1	1		
Sheriff's Office	59	58	1	72	<b>DINWIDDIE COUNTY</b>				
<b>BATH COUNTY</b>					Sheriff's Office	35	33	2	8
Sheriff's Office	19	16	3		McKenney PD	1	1		
<b>BEDFORD COUNTY</b>					<b>ESSEX COUNTY</b>				
Sheriff's Office	71	63	8	2	Sheriff's Office	20	12	8	
<b>BLAND COUNTY</b>					Tappahannock PD	10	9	1	1
Sheriff's Office	10	10		8	<b>FAIRFAX COUNTY</b>				
<b>BOTETOURT COUNTY</b>					Fairfax County PD	1339	1177	162	270
Sheriff's Office	65	58	7	17	Herndon PD	54	50	4	13
<b>BRUNSWICK COUNTY</b>					Vienna PD	40	35	5	9
Sheriff's Office	37	33	4	13	<b>FAUQUIER COUNTY</b>				
Lawrenceville PD	5	5			Sheriff's Office	95	89	6	15
<b>BUCHANAN COUNTY</b>					Warrenton PD	18	15	3	2
Sheriff's Office	30	29	1	6	<b>FLOYD COUNTY</b>				
Grundy PD	5	5			Sheriff's Office	20	15	5	7
<b>BUCKINGHAM COUNTY</b>					<b>FLUVANNA COUNTY</b>				
Sheriff's Office	17	17		7	Sheriff's Office	23	19	4	13
<b>CAMPBELL COUNTY</b>					<b>FRANKLIN COUNTY</b>				
Sheriff's Office	56	54	2	3	Sheriff's Office	77	68	9	17
Altavista PD	11	11			Rocky Mount PD	17	17		2
Brookneal PD	4	4			<b>FREDERICK COUNTY</b>				
<b>CAROLINE COUNTY</b>					Sheriff's Office	94	87	7	9
Sheriff's Office	39	36	3	8	Middletown PD	3	3		
Bowling Green PD	0				Stephens City PD	3	3		
<b>CARROLL COUNTY</b>									
Sheriff's Office	28	27	1	5					
Hillsville PD	11	11		1					

AGENCY	TOTAL SWORN OFFICERS	OFFICERS MALE	OFFICERS FEMALE	TOTAL CIVILIAN	AGENCY	TOTAL SWORN OFFICERS	OFFICERS MALE	OFFICERS FEMALE	TOTAL CIVILIAN
<b>GILES COUNTY</b>					<b>LOUISA COUNTY</b>				
Sheriff's Office	24	23	1	11	Sheriff's Office	38	36	2	10
Glen Lyn PD	1	1			Louisa PD	4	4		
Pearisburg PD	7	7		1	<b>LUNENBURG COUNTY</b>				
Pembroke PD	2	2			Sheriff's Office	14	13	1	7
Rich Creek PD	1	1			Kenbridge PD	8	8		
Narrows PD	4	4			Victoria PD	5	4	1	1
<b>GLOUCESTER COUNTY</b>					<b>MADISON COUNTY</b>				
Sheriff's Office	83	69	14	21	Sheriff's Office	15	15		13
<b>GOOCHLAND COUNTY</b>					<b>MATHEWS COUNTY</b>				
Sheriff's Office	26	23	3	7	Sheriff's Office	13	10	3	6
<b>GRAYSON COUNTY</b>					<b>MECKLENBURG COUNTY</b>				
Sheriff's Office	18	17	1	6	Sheriff's Office	47	45	2	2
Fries PD	1	1			Chase City PD	10	10		1
Independence PD	2	2			Clarksville PD	7	7		1
<b>GREENE COUNTY</b>					LaCrosse PD	3	3		
Sheriff's Office	19	18	1	7	South Hill PD	20	19	1	5
<b>GREENSVILLE COUNTY</b>					<b>MIDDLESEX COUNTY</b>				
Sheriff's Office	21	19	2	10	Sheriff's Office	15	13	2	
<b>HALIFAX COUNTY</b>					<b>MONTGOMERY COUNTY</b>				
Sheriff's Office	35	30	5	8	Sheriff's Office	104	85	19	14
Halifax PD	5	5			Blacksburg PD	56	50	6	16
South Boston	29	27	2	2	Christiansburg PD	47	44	3	15
<b>HANOVER COUNTY</b>					<b>NELSON COUNTY</b>				
Sheriff's Office	187	176	11	19	Sheriff's Office	16	16		5
Ashland PD	21	19	2	3	<b>NEW KENT COUNTY</b>				
<b>HENRICO COUNTY</b>					Sheriff's Office	26	26		10
Henrico PD	516	472	44	185	<b>NORTHAMPTON CO.</b>				
<b>HENRY COUNTY</b>					Sheriff's Office	42	32	10	10
Sheriff's Office	108	98	10	14	Cape Charles PD	5	5		
<b>HIGHLAND COUNTY</b>					Exmore PD	7	7		
Sheriff's Office	8	8		4	<b>NORTHUMBERLAND CO.</b>				
<b>ISLE OF WIGHT COUNTY</b>					Sheriff's Office	17	14	3	8
Sheriff's Office	35	30	5	7	<b>NOTTOWAY COUNTY</b>				
Smithfield PD	21	17	4	5	Sheriff's Office	14	13	1	8
<b>JAMES CITY COUNTY</b>					Blackstone PD	13	13		5
James City PD	76	65	11	5	Crewe PD	5	5		
<b>KING &amp; QUEEN COUNTY</b>					Burkeville PD	1	1		
Sheriff's Office	10	8	2	6	<b>ORANGE COUNTY</b>				
<b>KING GEORGE COUNTY</b>					Sheriff's Office	29	25	4	8
Sheriff's Office	28	24	4	12	Orange PD	14	13	1	3
<b>KING WILLIAM COUNTY</b>					Gordonsville PD	6	5	1	
Sheriff's Office	20	19	1	12	<b>PAGE COUNTY</b>				
West Point	9	8	1	1	Sheriff's Office	47	39	8	6
<b>LANCASTER COUNTY</b>					Luray PD	12	12		2
Sheriff's Office	26	19	7	6	Shenandoah PD	4	4		
Kilmarnock PD	4	3	1		Stanley PD	4	4		
<b>LEE COUNTY</b>					<b>PATRICK COUNTY</b>				
Sheriff's Office	37	30	7		Sheriff's Office	32	27	5	14
Jonesville PD	2	1	1		<b>PITTSYLVANIA COUNTY</b>				
Pennington Gap PD	6	6			Sheriff's Office	70	64	6	58
<b>LOUDOUN COUNTY</b>					Chatham PD	4	4		
Sheriff's Office	381	335	46	77	Gretna PD	3	3		1
Leesburg PD	67	61	6	18	Hurt PD	1	1		
Middleburg PD	3	3			<b>POWHATAN COUNTY</b>				
Purcellville PD	11	11		1	Sheriff's Office	34	32	2	15

AGENCY	TOTAL SWORN OFFICERS	OFFICERS MALE	OFFICERS FEMALE	TOTAL CIVILIAN	AGENCY	TOTAL SWORN OFFICERS	OFFICERS MALE	OFFICERS FEMALE	TOTAL CIVILIAN
<b>PRINCE EDWARD CO.</b> Sheriff's Office Farmville PD	25 24	17 21	8 3	14	<b>SOUTHAMPTON COUNTY</b> Sheriff's Office Courtland PD Boykins PD	63 1 1	51 1 1	12	13 2
<b>PRINCE GEORGE CO.</b> Prince George Co. PD	46	42	4	15	<b>SPOTSYLVANIA COUNTY</b> Sheriff's Office	121	108	13	34
<b>PRINCE WILLIAM CO.</b> Prince Wm. Co. PD Quantico PD Haymarket PD Dumfries PD Occoquan PD	495 2 5 15 1	425 2 5 11 1	70 1 1 4 2	99 1 1 2	<b>STAFFORD COUNTY</b> Sheriff's Office <b>SURRY COUNTY</b> Sheriff's Office <b>SUSSEX COUNTY</b> Sheriff's Office Waverly PD	138 12 38 8	127 11 26 8	11 1 12	55 9 5 5
<b>PULASKI COUNTY</b> Sheriff's Office Pulaski PD Dublin PD	40 28 9	37 25 9	3 3	8 8 1	<b>TAZEWELL COUNTY</b> Sheriff's Office Bluefield PD Pocahontas PD Richlands PD Tazewell PD Cedar Bluff PD	43 16 1 15 12 3	40 14 1 13 12 3	3 2	7 5 4 4 1
<b>RAPPAHANNOCK CO.</b> Sheriff's Office	22	13	9	1	<b>WARREN COUNTY</b> Sheriff's Office Front Royal PD	72 35	57 32	15 3	15 9
<b>RICHMOND COUNTY</b> Sheriff's Office Warsaw PD	11 3	10 2	1 1	8 1	<b>WASHINGTON COUNTY</b> Sheriff's Office Abingdon PD Damascus PD Glade Springs PD	51 22 6 4	45 21 6 4	6 1	18 2
<b>ROANOKE COUNTY</b> Roanoke Co. PD Vinton PD	127 20	110 15	17 5	43 11	<b>WESTMORELAND CO.</b> Sheriff's Office Colonial Beach PD	21 10	20 10	1	9 5
<b>ROCKBRIDGE COUNTY</b> Sheriff's Office Glasgow PD	28 1	26 1	2	8	<b>WISE COUNTY</b> Sheriff's Office Appalachia PD Big Stone Gap PD Coeburn PD Pound PD St. Paul PD Wise PD	58 6 15 7 4 5 13	46 6 15 7 4 4 13	12 1	3 2 1
<b>ROCKINGHAM COUNTY</b> Sheriff's Office Bridgewater PD Broadway PD Dayton PD Elkton PD Grottoes PD Timberville PD	53 8 4 6 8 6 3	47 7 4 6 7 6 3	6 1	110 1	<b>WYTHE COUNTY</b> Sheriff's Office Wytheville PD Rural Retreat PD	40 24 1	37 21 1	3 3	7 12
<b>RUSSELL COUNTY</b> Sheriff's Office Lebanon PD Honaker PD	34 12 4	30 11 4	4 1	13 1 1	<b>YORK COUNTY</b> Sheriff's Office	92	87	5	5
<b>SCOTT COUNTY</b> Sheriff's Office Gate City PD Weber City PD	24 5 4	21 5 3	3 1	2	<b>COUNTY TOTAL</b>	<b>8552</b>	<b>7575</b>	<b>977</b>	<b>2094</b>
<b>SHENANDOAH COUNTY</b> Sheriff's Office Edinburg PD Mt. Jackson PD Woodstock PD Strasburg PD New Market PD	60 1 4 13 17 5	51 1 4 13 17 5	9	10 1 1 2	<b>OTHER AGENCIES</b> Alcoholic Bev. Control Ches. Bay Brdg. Tunnel PD Div. of Capitol Police Dept of Conservation & Rec Southside VA Trng Center Richmond Int'l Airport VA Port Authority Norfolk Arpt Authority Metro. Wash. Airport Auth. Virginia State Police	132 45 77 92 18 33 76 33 185 1903	108 42 70 83 16 29 70 31 151 1806	24 3 7 9 2 4 6 2 34 97	43 42 14 128 2 1 7 7 62 664
<b>SMYTH COUNTY</b> Sheriff's Office Marion PD Saltville PD Chilhowie PD	48 18 6 5	39 17 6 5	9 1	2 1	<b>OTHER AGENCY TOTAL</b>	<b>2594</b>	<b>2406</b>	<b>188</b>	<b>970</b>

AGENCY	TOTAL SWORN OFFICERS	OFFICERS MALE	OFFICERS FEMALE	TOTAL CIVILIAN	AGENCY	TOTAL SWORN OFFICERS	OFFICERS MALE	OFFICERS FEMALE	TOTAL CIVILIAN
<b>CITIES</b>					<b>COLLEGE &amp; UNIVERSITY</b>				
Alexandria PD	313	264	49	122	Christopher Newport PD	15	12	3	5
Bedford PD	28	27	1	4	Emory & Henry Col. PD	2	2		2
Bristol PD	57	49	8	20	Ferrum College PD	6	3	3	
Buena Vista PD	14	13	1	1	Geo. Mason Univ. PD	43	33	10	17
Charlottesville PD	111	100	11	27	Hampton University PD	20	19	1	17
Chesapeake PD	364	311	53	140	James Madison Univ. PD	22	19	3	5
Clifton Forge PD	10	10		6	Longwood Univ. PD	13	12	1	7
Colonial Heights PD	45	39	6	4	Univ. of Mary Wash. PD	13	12	1	9
Covington PD	14	13	1	9	Norfolk State Univ. PD	29	24	5	17
Danville PD	128	109	19	10	N. VA Comm. Col. PD	38	35	3	
Emporia PD	25	24	1	10	Old Dominion Campus PD	36	30	6	10
Fairfax PD	65	60	5	14	Radford Univ. PD	20	19	1	6
Falls Church PD	29	22	7	14	Thomas Nelson Col. PD	6	5	1	3
Franklin PD	26	25	1	12	Univ. of Richmond PD	16	13	3	16
Fredericksburg PD	64	59	5	22	University of Virginia PD	53	40	13	60
Galax PD	24	22	2	15	UVA's Col. at Wise PD	7	6	1	1
Hampton PD	270	230	40	106	VA Commonwlth Univ. PD	72	56	16	86
Harrisonburg PD	80	76	4	13	Virginia Military Institute	6	6		
Hopewell PD	47	45	2	19	Virginia State Univ. PD	19	16	3	14
Lexington PD	13	12	1	2	Virginia Tech PD	37	34	3	19
Lynchburg PD	135	123	12	79	VA Wstrn Comm. Col. PD	6	6		2
Manassas PD	86	68	18	24	William & Mary Col. PD	17	16	1	5
Manassas Park PD	24	21	3	8	<b>COLLEGE AND UNIVERSITY TOTAL</b>	<b>496</b>	<b>418</b>	<b>78</b>	<b>301</b>
Martinsville PD	53	50	3	6	<b>STATE TOTAL</b>	<b>17333</b>	<b>15406</b>	<b>1927</b>	<b>4984</b>
Newport News PD	386	335	51	131					
Norfolk PD	699	619	80	123					
Norton PD	18	18		6					
Petersburg PD	95	83	12	36					
Poquoson PD	20	18	2	4					
Portsmouth PD	242	214	28	92					
Radford PD	35	31	4	14					
Richmond PD	696	620	76	194					
Roanoke PD	254	231	23	54					
Salem PD	63	60	3	26					
Staunton PD	49	45	4	11					
Suffolk PD	171	141	30	42					
Virginia Beach PD	786	686	100	165					
Waynesboro PD	49	43	6	7					
Williamsburg PD	33	28	5	14					
Winchester PD	70	63	7	13					
<b>CITY TOTAL</b>	<b>5691</b>	<b>5007</b>	<b>684</b>	<b>1619</b>					








# VIII

## Group A

### Offenses By

### Contributor



<b>COUNTY SHERIFFS &amp; STATE POLICE</b>	POPULATION	INCIDENT RATE PER 100,000	TOTAL INCIDENTS	Murder and Non- negligent Man- slaughter	Kidnaping/ Abduction	Forcible Rape	Other Forcible Sex Offenses	Robbery	Aggravated Assault	Simple Assault/ Intimida- tion	Arson	Extortion/ Blackmail
Accomack County SO State Police	31856	3744.97	1193 72	2 0	3 0	5 0	13 1	14 1	36 0	420 1	3 1	1 0
Alleghany County SO State Police	12541	1523.00	191 73	0 0	0 0	0 0	1 0	0 0	3 0	39 0	1 0	0 0
Amelia County SO State Police	12100	2363.63	286 6	1 0	1 0	4 0	8 0	0 0	4 0	109 0	0 0	0 0
Amherst County SO State Police	29679	2742.68	814 10	1 0	0 0	5 0	10 0	8 0	24 0	122 0	1 0	0 0
Appomattox County SO State Police	13900	2316.54	322 10	1 0	3 0	1 0	5 0	2 0	4 1	63 2	2 0	0 0
Augusta County SO State Police	68900	2181.42	1503 95	6 0	9 0	6 3	29 0	12 0	57 0	268 2	7 2	0 0
Bath County SO <sup>0</sup> State Police	4900		0 18	0 0	0 0	0 0	0 3	0 0	0 0	0 0	0 0	0 0
Bedford County SO State Police	63600	2811.32	1788 36	1 0	4 0	9 0	20 0	5 0	44 5	616 1	5 0	0 0
Bland County SO State Police	7100	1394.36	99 34	0 0	0 0	0 1	0 0	0 0	0 2	23 1	1 0	0 0
Botetourt County SO State Police	31800	3103.77	987 62	2 0	2 0	1 0	14 0	1 1	23 6	181 3	2 0	0 0
Brunswick County SO State Police	17166	2318.53	398 56	2 0	2 0	2 0	4 0	1 0	15 0	62 1	2 0	0 0
Buchanan County SO State Police	24278	3822.39	928 10	1 0	8 0	7 2	4 0	5 1	36 0	172 0	9 1	0 0
Buckingham County SO State Police	16200	2944.44	477 24	1 0	3 0	2 0	1 1	3 0	12 0	158 1	0 2	0 0
Campbell County SO State Police	46690	4099.37	1914 36	0 0	13 0	13 0	38 0	7 0	49 1	623 5	14 0	0 0
Caroline County SO State Police	23338	4190.59	978 43	1 0	4 0	13 1	13 0	4 0	78 1	196 0	6 0	1 0
Carroll County SO State Police	26958	3650.12	984 86	1 0	7 0	4 0	7 1	6 0	30 1	258 2	4 0	0 0
Charles City County SO <sup>3</sup> State Police	6800	205.88	14 5	0 0	0 0	0 0	0 4	1 0	1 0	3 0	0 0	0 0
Charlotte County SO State Police	12700	1897.63	241 37	0 0	0 0	2 0	4 0	1 0	13 0	132 1	0 0	0 0
Clarke County SO State Police	10790	4050.04	437 16	0 0	2 0	3 0	1 0	0 0	38 0	74 0	0 0	0 0
Craig County SO State Police	5100	823.52	42 7	1 0	0 0	0 0	0 3	0 0	2 0	17 1	0 0	0 0
Culpeper County SO State Police	30130	2253.56	679 98	1 0	2 0	4 0	17 0	4 0	14 6	173 1	3 0	1 0
Cumberland County SO State Police	9500	2221.05	211 7	2 0	4 0	1 0	1 0	0 0	10 0	72 0	1 1	0 0
Dickenson County SO State Police	14396	3751.04	540 2	4 2	2 0	2 0	6 0	1 0	16 0	144 0	7 0	0 0
Dinwiddie County SO State Police	25319	3282.12	831 49	5 0	1 0	2 0	8 0	14 1	15 1	52 0	1 0	0 0

Burglary	Larceny	Motor Vehicle Theft	Counterfeiting/ Forgery	Fraud	Embezzlement	Stolen Property	Destruction/ Damage/ Vandalism	Drug/ Narcotic Offenses	Non-forcible Sex Offenses	Pornography	Gambling	Prostitution	Bribery	Weapon Law Violation
92 2	303 9	48 1	24 2	13 13	7 1	0 0	199 3	28 41	0 1	3 0	0 0	0 0	0 0	10 3
22 0	47 3	5 1	2 0	7 2	1 0	2 0	56 0	21 67	0 0	0 0	0 0	0 0	0 0	10 1
23 0	66 1	10 0	15 0	10 1	1 0	0 0	43 0	24 4	0 0	1 0	0 0	0 0	0 0	9 0
53 0	286 1	23 1	20 0	22 3	10 0	0 0	138 1	132 4	1 0	0 0	0 0	5 0	0 0	6 0
24 0	81 1	11 0	16 0	52 0	1 0	1 0	39 0	37 6	1 0	1 0	0 0	0 0	0 0	10 0
139 1	511 3	39 1	119 0	126 0	35 0	1 0	286 0	129 81	3 0	1 3	0 0	0 0	0 0	45 4
0 0	0 5	0 0	0 1	0 0	0 0	0 0	0 0	0 10	0 0	0 0	0 0	0 0	0 0	0 1
142 0	554 1	32 4	27 0	57 5	11 0	2 1	364 1	120 19	2 0	3 0	0 0	0 0	0 0	54 1
18 2	50 19	4 0	2 0	0 1	0 0	0 0	30 0	4 9	0 0	0 1	0 0	0 0	0 0	0 1
40 0	375 12	26 1	23 0	46 1	6 0	6 0	204 1	120 40	1 0	1 0	3 0	0 0	0 0	15 2
63 0	124 2	21 0	3 3	12 0	2 0	4 0	121 0	27 49	1 0	2 0	0 0	0 0	0 0	9 4
184 0	297 3	50 0	40 2	32 1	2 0	3 0	114 0	75 0	2 0	0 0	0 0	0 0	0 0	30 0
56 0	110 3	14 2	3 0	5 0	0 0	0 1	112 0	53 15	0 0	0 0	0 0	0 0	0 0	21 0
160 1	566 9	61 2	54 0	77 2	7 0	0 0	336 1	88 19	6 0	5 1	0 0	2 0	0 0	38 1
41 0	309 4	10 2	16 0	46 1	5 0	0 0	152 1	160 33	0 0	6 0	0 0	1 0	0 0	31 0
137 0	239 20	35 9	49 3	58 1	0 0	5 0	187 5	102 47	2 0	0 0	1 0	0 0	0 0	35 2
1 0	4 0	0 0	0 0	0 0	0 0	0 0	2 0	1 5	0 0	0 0	0 0	0 0	0 0	3 0
29 0	33 0	12 2	8 0	11 1	1 0	0 0	27 0	14 33	2 0	0 0	0 0	0 0	0 0	11 2
23 0	160 0	11 0	6 0	4 0	2 0	1 0	113 0	47 16	0 0	0 0	0 0	1 0	0 0	4 0
0 0	7 0	3 0	0 0	1 0	0 0	0 0	4 2	3 1	0 0	0 0	0 0	0 0	0 0	5 0
43 0	174 0	13 1	4 0	19 1	3 0	2 1	157 3	104 90	2 0	2 0	0 0	0 0	1 0	20 5
30 0	41 1	10 1	4 1	1 0	0 0	0 0	38 0	18 3	1 0	0 0	0 0	0 0	0 0	8 0
82 0	189 1	5 0	5 1	6 0	0 0	6 0	82 0	30 0	7 0	0 0	0 0	0 0	0 0	10 0
55 0	437 0	31 0	21 0	33 0	3 0	2 1	130 0	107 47	0 0	0 0	0 0	0 0	0 0	12 1

<b>COUNTY SHERIFFS &amp; STATE POLICE</b>	POPULATION	INCIDENT RATE PER 100,000	TOTAL INCIDENTS	Murder and Non- negligent Man- slaughter	Kidnaping/ Abduction	Forcible Rape	Other Forcible Sex Offenses	Robbery	Aggravated Assault	Simple Assault/ Intimida- tion	Arson	Extortion/ Blackmail
Essex County SO State Police	8156	2439.92	199 1	0 0	0 0	0 0	1 0	0 0	13 0	39 0	2 0	0 0
Fauquier County SO State Police	54605	3479.53	1900 99	1 0	7 0	13 0	32 0	5 0	49 3	389 2	10 0	0 0
Floyd County SO State Police	14800	2236.48	331 16	0 0	0 0	1 0	4 0	0 0	8 0	61 0	3 0	0 0
Fluvanna County SO State Police	24900	2835.34	706 12	0 0	2 0	6 0	9 0	1 0	15 0	237 0	3 0	0 0
Franklin County SO State Police	45545	2500.82	1139 47	0 0	4 0	5 0	23 0	7 0	27 2	112 1	1 0	0 0
Frederick County SO State Police	65300	3750.38	2449 151	0 0	15 0	22 0	47 0	8 0	38 1	646 3	5 0	1 0
Giles County SO State Police	9583	5603.67	537 11	1 0	1 0	6 0	22 0	6 0	11 0	134 0	1 1	0 0
Gloucester County SO State Police	35700	4050.42	1446 187	0 0	1 0	5 0	9 0	1 0	23 0	418 0	10 0	0 0
Goochland County SO State Police	19300	1974.09	381 26	3 0	1 0	2 0	5 0	2 0	49 0	10 0	0 0	0 0
Grayson County SO State Police	15090	2372.43	358 30	2 1	5 0	2 0	5 0	2 0	12 1	94 2	4 0	0 0
Greene County SO State Police	16900	2556.21	432 31	1 0	3 0	0 0	1 0	0 0	14 0	111 0	3 0	0 0
Greensville County SO State Police	12300	5317.07	654 19	1 0	3 0	1 0	7 0	4 0	30 2	152 0	0 0	0 0
Halifax County SO State Police	27240	1846.54	503 37	0 0	0 0	4 0	3 0	5 0	8 2	78 0	5 0	0 0
Hanover County SO State Police	88157	3060.44	2698 19	4 0	5 0	7 0	16 0	16 0	37 0	572 0	9 0	0 0
Henry County SO State Police	55100	4542.64	2503 65	6 0	10 0	17 0	38 0	27 0	127 3	528 1	4 0	0 0
Highland County SO <sup>0</sup> State Police	2400		0 7	0 0	0 0	0 0	0 1	0 0	0 0	0 1	0 0	0 0
Isle of Wight County SO State Police	25416	4457.82	1133 17	1 0	3 0	4 0	14 0	9 0	14 0	308 0	5 0	0 0
King & Queen County SO State Police	6900	2420.28	167 7	1 0	1 0	1 0	2 0	0 0	7 0	29 0	2 0	0 0
King George County SO State Police	20000	5490.00	1098 1	0 0	8 0	14 0	24 0	2 0	15 0	305 0	0 0	1 0
King William County SO State Police	11414	1489.39	170 5	0 0	1 0	0 0	0 1	0 0	5 0	69 0	0 0	0 0
Lancaster County SO State Police	10282	2032.67	209 3	1 0	1 0	3 0	1 0	1 0	0 0	45 1	0 0	0 0
Lee County SO State Police	22539	2080.83	469 36	2 0	1 0	5 0	0 0	6 0	7 0	121 0	0 5	0 0
Loudoun County SO State Police	212151	3233.54	6860 43	5 0	14 0	36 0	51 0	47 0	84 1	1665 4	51 0	2 0
Louisa County SO State Police	27223	3441.94	937 65	1 0	2 0	6 0	13 0	3 0	12 0	144 0	1 0	0 0

Burglary	Larceny	Motor Vehicle Theft	Counterfeiting/ Forgery	Fraud	Embezzlement	Stolen Property	Destruction/ Damage/ Vandalism	Drug/ Narcotic Offenses	Non-forcible Sex Offenses	Pornography	Gambling	Prostitution	Bribery	Weapon Law Violation
250	800	110	10	10	00	10	500	181	00	00	00	00	00	70
970	54414	380	232	986	160	32	5251	20171	10	10	00	00	00	392
320	1290	110	110	103	10	10	680	2013	00	10	00	00	00	52
530	1631	150	190	171	20	00	1491	769	00	20	00	00	00	270
990	5283	482	280	307	30	40	2751	5029	10	00	00	00	00	234
2030	92211	1054	451	812	80	10	6285	105128	20	20	00	30	00	535
360	1361	161	160	351	10	10	831	827	10	10	00	00	00	101
340	3680	220	230	461	50	10	2360	264186	20	20	00	10	00	270
570	1420	170	50	130	30	60	1330	1926	00	10	00	00	00	50
671	833	113	121	51	00	20	792	2919	00	00	00	00	00	90
230	1192	100	80	105	10	00	882	5221	20	00	00	00	00	112
580	2310	112	172	90	00	00	1081	4414	00	00	00	10	00	120
860	1465	153	60	104	40	00	802	4921	00	01	00	00	00	100
1180	9601	411	690	881	390	140	3930	41516	50	10	00	00	00	590
2480	9148	816	1573	1228	501	01	3230	10532	10	00	00	00	00	655
00	01	00	00	00	00	00	01	03	00	00	00	00	00	01
40	3731	391	190	2412	20	20	2830	823	00	10	00	00	00	300
120	341	20	20	40	00	00	240	566	00	00	00	00	00	50
490	4101	180	340	460	10	50	2100	1050	00	00	00	00	00	280
170	320	50	30	00	01	30	130	413	00	00	00	00	00	70
330	850	50	20	40	00	00	620	32	00	00	00	00	00	20
740	1897	128	50	23	00	10	384	3911	00	00	00	00	00	10
2182	259110	1995	1011	5855	680	251	16356	52612	00	20	00	00	00	1532
920	3603	160	80	151	30	00	2020	9561	40	10	00	00	00	160

<b>COUNTY SHERIFFS &amp; STATE POLICE</b>	POPULATION	INCIDENT RATE PER 100,000	TOTAL INCIDENTS	Murder and Non- negligent Man- slaughter	Kidnaping/ Abduction	Forcible Rape	Other Forcible Sex Offenses	Robbery	Aggravated Assault	Simple Assault/ Intimida- tion	Arson	Extortion/ Blackmail
Lunenburg County SO State Police	10012	1518.17	152 38	0 0	0 0	0 0	1 0	1 0	4 0	18 0	2 1	0 0
Madison County SO State Police	13500	2318.51	313 36	0 0	0 0	0 0	6 0	0 0	9 0	114 1	0 0	0 0
Mathews County SO State Police	9400	2957.44	278 1	0 0	0 0	1 0	3 0	1 0	6 0	73 0	5 0	0 0
Mecklenburg County SO State Police	23724	3447.98	818 90	1 0	1 0	6 0	9 0	7 0	43 1	174 4	5 0	0 0
Middlesex County SO State Police	10200	2852.94	291 11	0 0	4 1	3 0	2 0	0 0	11 0	64 1	1 0	0 1
Montgomery County SO State Police	31193	5087.67	1587 87	1 0	1 0	10 0	32 0	4 0	36 2	600 0	7 0	0 0
Nelson County SO State Police	15000	3573.33	536 17	1 0	1 0	2 0	1 0	1 0	15 1	124 2	1 0	0 0
New Kent County SO State Police	15700	3573.24	561 44	0 0	2 0	4 0	12 0	1 0	12 0	115 1	2 0	0 0
Northampton County SO State Police	10615	4408.85	468 40	1 0	2 0	3 1	2 0	11 0	12 0	129 4	0 0	0 0
Northumberland County SO State Police	12900	2945.73	380 1	2 0	0 0	2 0	0 1	0 0	12 0	102 0	2 0	0 0
Nottoway County SO State Police	9414	3059.27	288 18	2 0	5 0	4 0	2 0	4 0	16 0	69 0	0 1	0 0
Orange County SO State Police	23396	1808.00	423 37	2 0	1 1	5 0	18 0	2 0	9 0	109 0	4 0	1 0
Page County SO State Police	15910	3840.35	611 86	0 0	3 0	2 0	18 0	1 0	16 0	83 1	6 0	0 0
Patrick County SO State Police	19400	3025.77	587 11	1 0	0 0	3 0	9 0	1 0	8 0	123 4	4 0	0 0
Pittsylvania County SO State Police	58024	1845.78	1071 97	3 0	4 0	10 0	26 0	13 0	30 1	421 2	4 0	1 0
Powhatan County SO State Police	25800	1868.21	482 37	0 0	2 0	4 0	5 0	1 0	8 5	94 11	1 0	0 0
Prince Edward County SO State Police	13389	1351.85	181 19	2 0	1 0	1 0	1 0	4 0	15 0	85 1	2 0	0 0
Pulaski County SO State Police	23004	5081.72	1169 96	0 0	8 0	4 0	17 1	6 0	23 2	184 1	6 0	0 0
Rappahannock County SO State Police	7000	1414.28	99 10	0 0	0 0	0 0	3 0	0 0	0 0	30 1	0 0	0 0
Richmond County SO State Police	8133	2127.13	173 5	0 0	1 0	1 0	1 1	0 0	25 0	36 0	2 0	0 0
Rockbridge County SO State Police	20482	2729.22	559 64	0 0	7 0	5 0	6 0	2 0	6 5	97 4	2 1	0 0
Rockingham County SO State Police	56618	1208.09	684 173	0 0	4 0	10 0	46 1	1 0	13 0	86 4	1 0	0 0
Russell County SO State Police	24951	3719.28	928 27	0 0	7 0	0 0	4 0	6 0	34 1	342 0	10 1	0 0
Scott County SO State Police	20232	3637.80	736 31	1 0	7 0	5 0	10 0	5 0	22 1	193 2	1 5	1 0

Burglary	Larceny	Motor Vehicle Theft	Counterfeiting/ Forgery	Fraud	Embezzlement	Stolen Property	Destruction/ Damage/ Vandalism	Drug/ Narcotic Offenses	Non-forcible Sex Offenses	Pornography	Gambling	Prostitution	Bribery	Weapon Law Violation
120	340	50	40	41	00	10	491	2435	10	00	00	00	00	70
200	870	70	50	111	30	00	620	1033	00	00	00	00	00	41
170	751	60	60	60	30	10	720	290	00	20	00	00	00	20
1071	2812	283	260	166	10	20	1962	1569	20	00	00	00	00	225
180	1040	110	20	101	30	00	580	237	10	00	00	00	00	51
1581	3625	292	250	703	30	50	3040	12379	00	30	00	30	00	300
530	2104	130	50	190	30	00	1361	1710	00	00	00	00	00	130
490	1801	181	230	260	20	11	1342	5038	10	30	00	20	00	30
730	1554	50	30	134	10	41	791	925	10	00	00	00	00	112
440	1120	60	200	70	20	10	890	400	00	10	00	00	00	30
290	666	100	30	20	00	00	470	7712	00	00	00	00	00	40
380	1321	80	60	121	00	10	870	3935	00	10	00	00	00	141
810	1992	141	80	220	20	00	1862	4076	10	20	00	00	00	1712
721	2040	401	51	111	10	00	1241	336	10	10	00	00	00	171
1182	27514	2926	235	1711	31	10	2234	10234	30	00	00	00	00	455
560	1501	240	100	130	20	10	791	5720	10	10	00	00	00	110
150	220	00	21	41	20	10	111	1816	00	00	00	00	00	100
762	51414	130	675	393	160	30	2041	14671	00	10	00	00	00	194
130	310	50	30	00	00	00	210	09	00	00	00	00	00	21
120	441	60	110	50	00	00	350	223	00	00	00	00	00	50
370	21134	72	110	230	50	20	882	8318	30	10	00	00	00	140
1120	2202	120	160	230	41	51	1650	43168	40	00	00	00	00	1711
1260	2256	394	132	104	22	00	1674	386	10	00	00	00	00	90
892	2684	3110	150	143	20	10	1935	252	00	00	02	10	00	220

<b>COUNTY SHERIFFS &amp; STATE POLICE</b>	POPULATION	INCIDENT RATE PER 100,000	TOTAL INCIDENTS	Murder and Non- negligent Man- slaughter	Kidnaping/ Abduction	Forcible Rape	Other Forcible Sex Offenses	Robbery	Aggravated Assault	Simple Assault/ Intimida- tion	Arson	Extortion/ Blackmail
Shenandoah County SO State Police	26184	2409.86	631 236	0 0	0 0	1 0	1 0	0 0	16 1	198 1	3 0	0 0
Smyth County SO State Police	22077	4212.52	930 75	5 0	11 1	9 0	15 0	0 0	11 0	264 5	8 1	1 0
Southampton County SO State Police	16054	4079.98	655 32	0 0	3 0	3 0	14 0	4 0	20 0	128 0	5 0	2 0
Spotsylvania County SO State Police	114000	4824.56	5500 71	1 0	1 0	24 1	92 0	20 0	141 1	1232 3	23 0	1 0
Stafford County SO State Police	117300	2472.29	2900 48	2 0	17 0	39 0	79 0	7 0	66 0	902 0	14 0	0 0
Surry County SO State Police	6900	2811.59	194 14	0 0	1 1	0 0	6 0	1 0	11 1	81 1	2 0	0 0
Sussex County SO State Police	9801	5019.89	492 23	0 0	5 0	3 0	3 0	4 0	19 1	127 0	2 0	0 0
Tazewell County SO State Police	29282	3688.27	1080 51	1 0	5 0	10 0	24 0	6 0	32 0	142 7	7 3	0 0
Warren County SO State Police	20090	2872.07	577 143	0 0	2 0	2 0	15 0	1 0	16 4	83 1	2 0	0 0
Washington County SO State Police	41517	4670.37	1939 54	2 0	7 0	19 0	38 0	6 0	48 3	217 3	8 1	0 0
Westmoreland County SO State Police	13399	3910.73	524 22	2 0	12 0	1 2	3 6	5 0	17 0	169 0	1 0	3 0
Wise County SO State Police	26824	3951.68	1060 27	0 4	6 0	3 0	9 1	1 0	39 0	377 0	19 2	0 0
Wythe County SO State Police	18442	2510.57	463 137	0 1	4 0	1 0	8 0	1 0	17 2	54 6	1 0	0 0
York County SO State Police	61500	4617.88	2840 175	1 0	46 0	6 0	30 0	32 0	17 0	524 0	19 0	2 0
<b>COUNTY POLICE &amp; STATE POLICE</b>												
Albemarle County PD State Police	90400	4851.76	4386 35	2 0	13 0	30 1	43 0	26 0	90 3	1079 0	24 0	4 0
Arlington County PD State Police	195600	4686.60	9167 0	5 0	19 0	36 0	84 0	163 0	204 0	1262 0	9 0	3 0
Chesterfield County PD State Police	286500	6066.31	17380 156	8 0	71 0	42 0	193 0	242 0	304 2	4784 3	97 0	6 0
Fairfax County PD State Police	985584	3416.55	33673 210	12 0	310 2	50 3	78 3	266 1	196 8	6999 17	119 0	6 0
Henrico County PD State Police	283300	6829.15	19347 51	13 0	110 0	36 0	44 0	314 0	372 1	3329 0	83 0	1 1
James City County PD State Police	56600	3459.36	1958 47	1 0	8 0	9 0	27 0	8 0	40 0	544 0	16 0	0 0
Prince George County PD State Police	36900	2582.65	953 31	1 0	5 0	6 0	28 0	10 0	20 0	165 0	2 0	0 0
Prince William County PD State Police	348056	4795.77	16692 135	13 0	71 0	24 0	152 0	254 0	357 8	2825 5	91 0	2 0
Roanoke County PD State Police	82258	3530.35	2904 24	1 0	19 0	21 0	47 0	12 0	178 2	922 3	19 0	1 0



Burglary	Larceny	Motor Vehicle Theft	Counterfeiting/ Forgery	Fraud	Embezzlement	Stolen Property	Destruction/ Damage/ Vandalism	Drug/ Narcotic Offenses	Non-forcible Sex Offenses	Pornography	Gambling	Prostitution	Bribery	Weapon Law Violation
150	18428	211	113	370	10	20	1800	22203	00	00	00	00	00	119
492	28023	200	341	113	40	30	1672	8038	00	00	00	00	00	184
630	2291	260	170	115	10	01	1190	4123	50	00	00	00	00	142
911	19418	882	1070	3282	720	101	12038	57550	10	30	00	00	00	832
620	8266	654	613	1531	180	150	6722	34435	20	50	00	20	00	712
331	351	10	70	50	00	10	270	1111	10	00	00	00	00	41
531	1322	251	171	151	10	01	980	5016	00	10	00	00	00	83
1969	36123	434	442	443	11	00	2773	899	00	10	00	00	00	222
530	1860	160	130	290	10	20	792	95138	10	00	00	00	00	160
1381	75510	384	20616	2201	60	110	2839	16910	60	10	10	00	00	450
460	1550	160	230	250	20	50	1030	3615	00	00	00	00	00	290
882	26614	372	204	73	20	60	2400	1032	10	00	01	00	00	390
301	12972	222	241	121	30	61	653	17649	00	00	00	00	00	284
1841	10581	530	590	1550	400	130	8001	293174	10	10	00	10	00	602
2700	17012	1170	414	3377	710	80	10093	32115	40	90	00	20	00	801
3570	36680	4190	1880	8940	820	900	15690	7630	40	70	40	190	00	1030
13500	62282	5673	2871	9641	1621	420	43590	1145146	70	130	10	350	00	4180
1380	131874	108327	2733	177926	2200	721	107354	1371116	00	140	20	1010	21	5878
14810	87820	7242	4132	6410	361	390	41220	164145	90	30	00	130	00	4051
1370	5750	540	390	1440	220	80	5210	12148	10	00	00	00	00	332
990	3010	321	190	341	70	40	2400	12329	20	00	00	00	00	180
11720	588410	63020	2631	86214	1504	561	34205	141069	160	41	00	10	10	3264
2600	8371	652	891	2306	330	40	3500	3839	00	20	00	10	10	612

TOWNS	POPULATION	INCIDENT RATE PER 100,000	TOTAL INCIDENTS	Murder and Non-negligent Man-slaughter	Kidnaping/Abduction	Forcible Rape	Other Forcible Sex Offenses	Robbery	Aggravated Assault	Simple Assault/Intimidation	Arson	Extortion/Blackmail
Abingdon PD	7938	10405.64	826	1	3	4	11	3	9	121	0	0
Altavista PD	3366	8615.56	290	0	2	0	7	3	4	65	0	0
Amherst PD	2221	2791.53	62	0	0	0	0	0	4	7	0	0
Appalachia PD	1774	7328.07	130	0	2	0	3	0	0	54	0	0
Ashland PD	6943	7403.13	514	0	3	6	6	14	8	74	1	0
Berryville PD	3110	6398.71	199	0	0	1	2	2	7	28	1	0
Big Stone Gap PD	5833	5246.01	306	2	2	1	2	1	8	32	0	0
Blacksburg PD	39212	3549.93	1392	0	2	8	22	14	34	331	4	1
Blackstone PD	3592	8853.00	318	0	2	2	2	4	19	54	2	0
Bluefield PD	5030	7256.46	365	0	0	0	3	1	4	11	1	0
Bowling Green PD <sup>0</sup>	962		0	0	0	0	0	0	0	0	0	0
Boykins PD	603	6633.49	40	0	0	0	0	0	2	1	0	0
Bridgewater PD	5301	1320.50	70	0	1	0	1	0	1	5	1	0
Broadway PD	2429	1317.41	32	0	0	0	1	0	2	6	0	0
Brookneal PD	1244	2733.11	34	0	1	0	0	1	4	8	1	0
Burkeville PD <sup>0</sup>	479		0	0	0	0	0	0	0	0	0	0
Cape Charles PD	1180	4661.01	55	0	0	0	0	1	2	12	1	0
Cedar Bluff PD	1076	3159.85	34	0	0	0	0	0	2	9	0	0
Chase City PD	2393	7689.09	184	1	0	0	1	0	4	28	1	0
Chatham PD	1302	1305.68	17	0	0	0	0	0	0	0	0	0
Chilhowie PD	1784	3699.55	66	0	0	0	0	0	5	5	0	0
Chincoteague PD	4416	5457.42	241	0	0	0	0	2	6	46	1	0
Christiansburg PD	17495	8916.83	1560	0	7	5	26	5	18	347	3	0
Clarksville PD	1295	3243.24	42	0	0	0	0	1	0	5	1	0
Clifton Forge PD	4659	4485.94	209	0	0	0	2	0	8	33	1	0
Clinchco PD	412		0	0	0	0	0	0	0	0	0	0
Clintonwood PD	1511	4632.69	70	0	1	0	0	0	2	7	1	0
Coeburn PD	1985	2367.75	47	1	0	1	0	1	2	4	1	0
Colonial Beach PD	3301	4241.13	140	0	2	0	1	0	3	18	0	0
Courtland PD	1243		0	0	0	0	0	0	0	0	0	0
Crewe PD	2315	4406.04	102	0	0	1	0	1	3	10	1	0
Culpeper PD	11070	12863.59	1424	0	10	7	25	13	22	340	2	0
Damascus PD <sup>11</sup>	1094	3199.26	35	0	0	1	0	0	0	2	0	0
Dayton PD	1345	2899.62	39	0	0	1	0	0	0	3	0	0
Dublin PD	2227	5657.83	126	0	0	0	0	1	0	22	1	0
Dumfries PD	4848	5858.08	284	0	0	0	0	7	7	25	0	0
Edinburg PD	845	1301.77	11	0	0	0	0	0	1	0	0	0
Elkton PD	2038	2453.38	50	0	1	0	1	1	2	7	0	0

Burglary	Larceny	Motor Vehicle Theft	Counterfeiting/ Forgery	Fraud	Embezzlement	Stolen Property	Destruction/ Damage/ Vandalism	Drug/ Narcotic Offenses	Non-forcible Sex Offenses	Pornography	Gambling	Prostitution	Bribery	Weapon Law Violation
36	318	23	73	30	9	2	91	137	0	0	0	0	0	9
15	116	10	11	5	2	0	68	14	0	0	0	0	0	4
7	23	1	1	1	1	0	14	8	0	0	0	0	0	0
0	34	2	0	0	0	1	24	12	0	0	0	0	0	0
31	246	18	17	18	0	1	96	21	0	0	0	0	0	7
20	73	1	4	11	0	1	52	12	0	0	0	0	0	3
29	152	4	3	3	0	1	84	16	0	0	0	0	0	3
105	473	22	39	71	2	2	402	60	0	1	1	0	0	21
25	123	11	15	2	1	2	66	24	0	0	0	0	0	4
26	174	3	46	14	2	1	37	46	0	0	0	0	0	5
0	0	0	0	0	0	0	0	0	0	0	0	0	0	0
1	9	0	0	3	0	0	25	0	0	0	0	0	0	0
11	32	2	3	4	0	0	15	5	0	0	0	0	0	0
3	8	0	1	1	0	0	9	4	0	0	0	0	0	0
4	7	0	0	1	0	0	3	6	0	0	0	0	0	4
0	0	0	0	0	0	0	0	0	0	0	0	0	0	0
4	20	1	1	0	0	0	11	2	0	0	0	0	0	0
5	11	2	0	0	0	0	5	4	0	0	0	0	0	0
7	75	0	4	3	0	1	56	12	0	0	0	0	0	6
3	11	1	0	1	0	0	5	0	0	0	0	0	0	0
8	24	2	6	0	1	0	15	3	0	0	0	0	0	0
13	68	5	3	2	2	2	43	66	0	0	0	0	0	3
77	525	42	81	148	22	2	230	266	3	0	0	1	0	24
1	16	0	0	1	3	0	11	2	0	0	0	0	0	3
29	60	2	7	4	0	0	67	19	0	0	0	0	0	4
0	0	0	0	0	0	0	0	0	0	0	0	0	0	0
11	35	0	4	1	0	0	17	2	1	0	0	0	0	1
8	13	4	4	1	0	0	6	5	0	0	0	0	0	2
6	55	8	2	1	0	1	49	10	0	0	0	0	0	3
0	0	0	0	0	0	0	0	0	0	0	0	0	0	0
0	47	2	3	2	0	0	30	0	0	0	0	0	0	2
44	442	14	51	88	25	10	344	143	4	3	0	2	0	21
2	27	2	1	0	0	1	2	0	0	0	0	0	0	0
0	10	3	1	6	0	0	13	4	0	0	0	0	0	0
4	85	2	4	1	0	1	15	5	0	0	0	0	0	2
26	79	27	6	5	1	2	78	32	1	0	0	0	0	5
2	4	0	0	0	0	0	3	1	0	0	0	0	0	0
10	8	3	2	1	1	0	3	19	0	0	0	0	0	3

TOWNS	POPULATION	INCIDENT RATE PER 100,000	TOTAL INCIDENTS	Murder and Non-negligent Man-slaughter	Kidnaping/Abduction	Forcible Rape	Other Forcible Sex Offenses	Robbery	Aggravated Assault	Simple Assault/Intimidation	Arson	Extortion/Blackmail
Exmore PD	1405	3274.02	46	0	0	0	0	2	1	8	0	0
Farmville PD	7011	2895.45	203	1	0	0	1	1	1	13	0	0
Fries PD	580		0	0	0	0	0	0	0	0	0	0
Front Royal PD	14210	7614.35	1082	0	5	5	9	7	18	284	3	0
Gate City PD	2080	5192.30	108	0	0	0	0	0	6	9	0	0
Glade Springs PD	1551	644.74	10	0	0	1	0	0	0	0	1	0
Glasgow PD	1018	687.62	7	0	0	0	1	0	0	3	0	0
Glen Lyn PD	162	14197.53	23	0	0	0	0	0	0	3	0	0
Gordonsville PD	1577	6277.74	99	0	0	0	0	0	1	16	0	0
Gretna PD	1226	1712.88	21	0	0	0	0	0	1	0	0	0
Grottoes PD	2166	1061.86	23	0	0	0	0	0	0	1	0	0
Grundy PD	1022	1956.94	20	0	0	0	0	0	0	0	0	0
Halifax PD <sup>11</sup>	1309	3132.16	41	0	0	0	0	0	3	10	0	0
Haymarket PD <sup>10</sup>	1019	4612.36	47	0	0	0	0	0	0	5	0	0
Haysi PD	181		0	0	0	0	0	0	0	0	0	0
Herndon PD	21666	5118.61	1109	0	2	5	6	10	30	299	3	0
Hillsville PD	2742	7476.29	205	0	0	3	3	0	11	6	0	0
Honaker PD	922	5206.07	48	0	0	0	0	0	1	9	3	0
Hurt PD	1248	320.51	4	0	0	0	0	0	0	1	0	0
Independence PD	930	2580.64	24	0	0	0	0	0	1	5	0	0
Jonesville PD	990	1616.16	16	0	0	0	0	0	0	1	0	0
Kenbridge PD	1312	2896.34	38	0	0	1	0	1	2	10	0	0
Kilmarnock PD <sup>0</sup>	1218		0	0	0	0	0	0	0	0	0	0
LaCrosse PD	606	2145.21	13	0	0	0	0	0	0	5	0	0
Lawrenceville PD	1234	4538.08	56	0	0	0	0	1	6	4	0	0
Lebanon PD	3227	9947.31	321	0	2	1	3	2	7	49	0	0
Leesburg PD	34828	5788.44	2016	0	5	8	9	22	53	470	1	0
Louisa PD	1477	5484.08	81	0	0	0	0	0	2	13	0	0
Luray PD	4878	6334.56	309	1	1	2	5	0	3	26	1	0
Marion PD	6168	10230.22	631	2	0	2	4	0	26	142	2	0
McKenney PD <sup>0</sup>	481		0	0	0	0	0	0	0	0	0	0
Middleburg PD	842	6413.30	54	0	1	0	0	0	0	3	0	0
Middletown PD	1078	2133.58	23	0	0	0	0	0	0	5	0	0
Mt. Jackson PD	1732	2713.62	47	0	0	0	0	0	2	2	0	0
Narrows PD	2145	2843.82	61	0	0	0	0	0	1	7	0	0
New Market PD	1798	1390.43	25	0	0	0	0	0	1	5	0	0
Occoquan PD <sup>0</sup>	765		0	0	0	0	0	0	0	0	0	0
Onancock PD	1493	7233.75	108	0	1	0	1	1	1	16	0	0

Burglary	Larceny	Motor Vehicle Theft	Counterfeiting/ Forgery	Fraud	Embezzlement	Stolen Property	Destruction/ Damage/ Vandalism	Drug/ Narcotic Offenses	Non-forcible Sex Offenses	Pornography	Gambling	Prostitution	Bribery	Weapon Law Violation
11	17	0	1	1	1	0	7	5	0	0	0	0	0	2
22	84	4	8	4	0	2	25	45	0	0	0	0	0	1
0	0	0	0	0	0	0	0	0	0	0	0	0	0	0
46	367	49	39	37	15	2	240	57	0	1	0	0	0	11
8	50	5	3	2	0	1	30	8	0	0	0	0	0	3
0	2	3	1	0	0	0	4	0	0	0	0	0	0	0
1	1	0	0	0	0	0	1	1	0	0	0	0	0	0
1	11	0	2	3	0	0	3	4	0	0	0	0	0	0
2	44	4	1	0	0	1	17	17	0	0	0	0	0	2
1	12	1	1	0	1	0	4	1	0	0	0	0	0	0
2	13	1	1	0	0	0	2	1	0	0	0	0	0	2
1	15	1	1	0	0	0	2	0	0	0	0	0	0	1
3	15	0	2	1	0	0	6	3	0	0	0	0	0	0
4	15	0	2	0	0	0	4	21	0	0	0	0	0	0
0	0	0	0	0	0	0	0	0	0	0	0	0	0	0
39	329	27	7	49	3	0	292	65	1	0	0	0	0	15
11	67	8	28	5	1	3	27	47	0	0	0	0	0	1
7	14	2	1	0	0	1	6	3	0	0	0	0	0	3
0	2	0	0	0	0	0	0	1	0	0	0	0	0	0
2	8	1	0	2	0	0	2	4	0	0	0	0	0	1
1	5	0	0	0	0	2	3	4	0	0	0	0	0	0
4	5	2	1	1	0	0	8	4	0	0	0	0	0	0
0	0	0	0	0	0	0	0	0	0	0	0	0	0	0
0	6	1	0	0	0	0	2	0	0	0	0	0	0	0
7	16	1	2	3	0	0	9	10	0	0	0	0	0	3
17	133	3	20	11	7	2	72	18	0	1	0	0	0	5
40	638	50	30	164	31	11	334	318	1	2	0	0	0	39
6	28	1	2	1	0	0	22	6	0	1	0	0	0	4
13	127	6	25	24	2	0	93	3	0	0	0	0	0	2
26	250	13	28	17	2	4	103	71	0	1	0	0	0	5
0	0	0	0	0	0	0	0	0	0	0	0	0	0	0
5	28	1	1	1	1	0	8	7	0	0	0	0	0	0
1	5	0	1	0	0	0	11	0	0	0	0	0	0	1
4	24	1	0	1	0	2	12	4	0	0	0	0	0	1
7	19	2	1	3	0	0	15	8	0	0	0	0	0	0
3	8	1	2	3	0	0	2	0	0	0	0	0	0	0
0	0	0	0	0	0	0	0	0	0	0	0	0	0	0
6	55	4	0	0	0	0	19	5	0	0	0	0	0	2

TOWNS	POPULATION	INCIDENT RATE PER 100,000	TOTAL INCIDENTS	Murder and Non-negligent Man-slaughter	Kidnaping/Abduction	Forcible Rape	Other Forcible Sex Offenses	Robbery	Aggravated Assault	Simple Assault/Intimidation	Arson	Extortion/Blackmail
Onley PD	498	17871.48	89	0	0	0	0	1	1	2	0	0
Orange PD	4327	8204.29	355	1	3	2	4	1	7	80	1	1
Parksley PD <sup>0</sup>	837		0	0	0	0	0	0	0	0	0	0
Pearisburg PD	2769	6247.74	173	0	0	0	0	1	2	22	0	0
Pembroke PD	1163	2321.58	27	0	0	0	0	0	1	3	1	0
Pennington Gap PD <sup>4</sup>	1771	395.25	7	0	0	0	0	0	0	0	0	0
Pocahontas PD	433	1385.68	6	0	0	0	0	0	0	0	0	0
Pound PD	1084	7656.82	83	0	0	0	0	1	4	20	1	0
Pulaski PD	9169	9782.96	897	0	3	3	14	9	23	141	3	0
Purcellville PD	4479	6296.04	282	0	0	4	2	1	2	41	0	0
Quantico PD	612	4901.96	30	0	0	1	0	0	0	7	0	0
Rich Creek PD <sup>5</sup>	678	1032.44	7	0	0	0	0	0	1	4	0	0
Richlands PD	4120	11383.49	469	0	1	1	4	4	3	53	2	0
Rocky Mount PD	4555	6959.38	317	0	0	2	7	1	10	40	0	1
Rural Retreat PD	1341		0	0	0	0	0	0	0	0	0	0
Saltville PD	2271	5988.55	136	0	0	2	0	0	1	9	2	0
Shenandoah PD	1877	4794.88	90	0	0	0	1	0	0	3	0	0
Smithfield PD	6784	11645.04	790	0	4	3	3	5	8	121	3	0
South Boston PD	8151	9949.69	811	0	1	1	5	9	24	142	3	0
South Hill PD	4582	10104.75	463	1	1	0	0	6	26	87	1	0
St. Paul PD	967	103.41	1	0	0	0	0	0	0	0	0	0
Stanley PD	1335	1348.31	18	0	0	0	0	0	0	0	1	0
Stephens City PD	1222	7037.64	86	0	1	1	1	0	1	13	0	0
Strasburg PD	4188	5730.65	240	0	0	0	0	0	6	32	1	0
Tappahannock PD	2144	19682.83	422	2	1	1	0	5	12	63	3	0
Tazewell PD	4159	6636.21	276	0	4	2	7	1	6	62	0	0
Timberville PD	1703	1702.87	29	0	1	0	0	0	3	4	0	0
Victoria PD	1776	2646.39	47	0	0	1	0	0	0	12	0	0
Vienna PD <sup>0</sup>	14850		0	0	0	0	0	0	0	0	0	0
Vinton PD	7742	12283.64	951	0	2	2	8	3	7	250	1	0
Warrenton PD	8295	6606.38	548	0	1	2	4	6	17	130	1	0
Warsaw PD	1367	1389.9	19	0	0	0	0	0	0	1	0	0
Waverly PD	2199	5184.17	114	0	1	1	1	0	7	14	0	0
Weber City PD	1288	5201.86	67	0	0	0	1	0	1	4	0	0
West Point PD	2986	4353.65	130	0	2	0	2	1	2	23	1	0
Wise PD	3233	7330.65	237	0	0	1	0	0	1	20	1	0
Woodstock PD	4153	1661.44	69	0	0	0	0	0	0	27	0	0
Wytheville PD	7917	7995.45	633	0	4	3	7	4	5	69	2	0

Burglary	Larceny	Motor Vehicle Theft	Counterfeiting/ Forgery	Fraud	Embezzlement	Stolen Property	Destruction/ Damage/ Vandalism	Drug/ Narcotic Offenses	Non-forcible Sex Offenses	Pornography	Gambling	Prostitution	Bribery	Weapon Law Violation
0	33	2	7	1	0	1	6	34	0	0	0	0	0	4
12	145	4	5	9	2	0	77	18	0	0	0	0	0	5
0	0	0	0	0	0	0	0	0	0	0	0	0	0	0
7	68	4	9	1	3	2	29	37	1	1	0	1	0	4
4	12	1	1	0	1	0	0	3	0	0	0	0	0	0
2	4	0	0	0	0	0	1	0	0	0	0	0	0	0
1	2	0	0	0	0	0	4	0	0	0	0	0	0	0
7	32	3	6	0	0	1	10	15	0	0	0	0	0	1
98	327	21	69	24	3	5	150	126	1	2	0	1	0	20
11	128	4	8	13	0	0	60	17	0	0	0	0	0	5
6	11	0	0	1	0	0	6	0	0	0	0	0	0	0
0	1	0	0	1	0	0	0	0	0	0	0	0	0	0
40	167	4	36	67	3	1	79	70	0	0	0	0	0	12
7	136	4	13	5	4	2	39	70	0	0	0	0	0	11
0	0	0	0	0	0	0	0	0	0	0	0	0	0	0
24	35	1	9	1	0	1	59	6	0	0	0	0	0	3
13	34	2	0	3	0	0	17	27	0	0	0	0	0	1
40	400	28	20	32	3	2	146	39	0	0	0	0	0	18
62	315	15	40	35	9	0	126	103	0	0	0	0	0	21
27	167	11	21	6	9	1	109	0	2	0	0	0	0	4
1	0	0	0	0	0	0	0	0	0	0	0	0	0	0
0	10	0	1	0	0	0	7	0	0	0	0	0	0	0
6	35	1	3	3	1	0	25	0	0	0	0	0	0	1
9	114	3	7	1	0	1	59	21	0	1	0	0	0	2
30	187	7	19	13	6	0	74	46	0	0	0	0	0	14
24	105	7	12	6	1	1	40	23	0	0	0	0	0	7
2	8	1	4	3	0	1	6	6	0	0	0	0	0	0
3	17	4	7	1	0	0	1	2	0	0	0	0	0	1
0	0	0	0	0	0	0	0	0	0	0	0	0	0	0
31	243	17	30	43	5	2	130	308	2	0	0	0	0	23
21	165	3	14	38	10	4	134	34	0	0	0	0	0	9
0	12	0	2	0	0	0	5	0	0	0	0	0	0	0
8	28	2	0	5	0	0	17	38	0	1	0	1	0	4
7	28	0	5	2	0	3	12	5	0	0	0	0	0	1
5	43	3	4	4	0	0	40	12	0	1	0	0	0	4
12	112	8	28	11	0	6	41	28	0	0	0	0	0	3
1	20	0	4	3	2	1	2	13	0	0	0	0	0	1
35	268	14	43	44	6	1	164	74	0	0	0	0	0	9

<b>CITIES &amp; STATE POLICE</b>	POPULATION	INCIDENT RATE PER 100,000	TOTAL INCIDENTS	Murder and Non-negligent Man-slaughter	Kidnaping/ Abduction	Forcible Rape	Other Forcible Sex Offenses	Robbery	Aggravated Assault	Simple Assault/ Intimidation	Arson	Extortion/ Blackmail
Alexandria PD State Police	135200	5032.54	6804 17	3 0	19 0	23 0	7 0	199 0	238 0	1456 0	11 0	2 0
Bedford PD State Police	6200	9564.51	593 1	1 0	4 0	1 0	11 0	8 0	14 0	158 0	0 0	0 0
Bristol PD State Police	17400	11775.86	2049 8	2 0	3 0	8 0	32 0	16 0	63 0	476 0	4 0	0 0
Buena Vista PD <sup>8</sup> State Police	6500	2000.00	130 1	1 0	0 0	0 0	0 0	0 0	9 0	24 0	0 0	0 0
Charlottesville PD State Police	39900	10917.29	4356 1	2 0	20 0	35 0	31 0	75 0	199 0	975 0	11 0	2 0
Chesapeake PD State Police	213400	7141.51	15240 39	14 0	127 0	51 0	184 0	300 0	757 1	4183 0	27 0	3 0
Colonial Heights PD State Police	17300	9456.64	1636 8	0 0	14 0	3 0	13 0	11 0	22 0	270 0	17 0	0 0
Covington PD State Police	5800	6672.41	387 5	0 0	1 0	2 0	9 1	1 0	10 0	70 0	3 0	0 0
Danville PD State Police	46400	10836.20	5028 11	8 0	9 0	13 0	6 0	88 0	141 1	1165 0	13 0	0 0
Emporia PD State Police	5500	17818.18	980 102	0 0	1 0	7 0	3 0	17 0	30 1	222 0	2 1	0 0
Fairfax PD <sup>9</sup> State Police	22700		0 0	0 0	0 0	0 0	0 0	0 0	0 0	0 0	0 0	0 0
Falls Church PD State Police	10800	6277.77	678 2	0 0	5 0	2 0	4 0	12 0	9 0	102 0	9 0	0 0
Franklin PD State Police	8400	10678.57	897 0	0 0	2 0	2 0	7 0	27 0	23 0	249 0	0 0	0 0
Fredericksburg PD State Police	21200	10693.39	2267 20	0 0	10 0	13 0	19 0	41 0	56 0	290 0	6 0	1 0
Galax PD State Police	6900	11101.44	766 4	0 0	3 0	8 0	7 0	4 0	29 0	170 0	1 0	0 0
Hampton PD State Police	145500	8126.46	11824 107	11 0	50 0	46 0	107 0	276 0	263 4	2054 2	50 0	0 0
Harrisonburg PD State Police	43500	6039.08	2627 159	2 0	22 0	14 0	20 0	35 0	47 0	399 1	5 0	4 0
Hopewell PD State Police	22500	12871.11	2896 33	0 0	21 0	11 0	29 1	56 0	108 0	849 0	16 0	0 0
Lexington PD State Police	7000	3385.71	237 0	0 0	0 0	0 0	1 0	5 0	2 0	38 0	1 0	0 0
Lynchburg PD State Police	68000	8952.94	6088 35	6 0	34 0	24 0	63 0	75 0	156 0	1978 0	15 0	1 0
Manassas PD State Police	36700	7752.04	2845 2	0 0	15 0	21 1	34 0	65 0	104 0	771 0	12 0	0 0
Manassas Park PD State Police	13100	3328.24	436 0	0 0	4 0	2 0	6 0	5 0	7 0	109 0	2 0	0 0
Martinsville PD State Police	14700	9489.79	1395 10	0 0	3 0	3 0	13 0	21 0	31 0	276 0	8 0	0 0
Newport News PD State Police	182200	11526.34	21001 67	20 0	116 0	102 0	149 0	546 0	788 4	5361 0	75 0	1 0



Burglary	Larceny	Motor Vehicle Theft	Counterfeiting/ Forgery	Fraud	Embezzlement	Stolen Property	Destruction/ Damage/ Vandalism	Drug/ Narcotic Offenses	Non-forcible Sex Offenses	Pornography	Gambling	Prostitution	Bribery	Weapon Law Violation
296 0	2633 1	396 3	82 0	385 4	82 0	98 1	1246 0	377 8	0 0	0 0	3 0	17 0	1 0	64 1
16 0	148 0	3 0	26 0	21 0	2 0	2 0	84 1	125 0	0 0	0 0	0 0	0 0	0 0	23 0
108 0	652 2	40 1	171 0	105 3	15 0	5 0	415 0	135 2	5 0	0 0	0 0	0 0	0 0	26 0
1 0	43 0	2 0	3 0	5 0	1 0	0 0	43 1	2 0	0 0	0 0	0 0	0 0	0 0	2 0
272 0	1486 0	168 0	54 0	117 0	41 0	11 0	1171 0	343 1	1 0	0 0	0 0	1 0	0 0	54 0
1394 0	6138 0	536 0	296 1	866 1	135 1	72 1	242 0	1404 34	7 0	9 1	2 0	14 0	1 0	359 2
67 0	689 0	45 0	56 0	91 0	38 0	7 0	281 0	181 8	2 0	0 0	0 0	0 0	0 0	28 0
27 0	140 0	6 0	9 0	5 1	3 0	0 0	97 0	33 2	0 0	0 0	0 0	0 0	0 0	5 1
323 0	1743 0	113 0	107 0	120 1	22 0	2 0	1052 0	421 9	6 0	1 0	2 0	6 0	0 0	108 0
52 0	385 0	16 0	48 1	24 1	8 0	3 0	209 0	60 98	0 0	0 0	2 0	1 0	0 0	16 0
0 0	0 0	0 0	0 0	0 0	0 0	0 0	0 0	0 0	0 0	0 0	0 0	0 0	0 0	0 0
35 0	251 0	37 0	7 0	40 2	3 0	1 0	151 0	65 0	0 0	0 0	2 0	0 0	0 0	10 0
42 0	244 0	20 0	38 0	6 0	5 0	2 0	232 0	72 0	1 0	0 0	0 0	0 0	0 0	32 0
80 0	854 1	63 1	23 2	124 3	38 0	3 0	452 0	395 12	1 0	3 0	0 0	23 1	0 0	37 0
34 0	265 0	14 0	48 0	33 3	0 0	3 0	124 0	105 1	0 0	0 0	0 0	0 0	0 0	16 0
852 0	3966 4	574 4	164 4	555 36	183 0	33 1	2662 1	1028 43	3 0	2 0	0 0	7 0	0 0	429 14
193 0	904 0	46 0	63 0	156 0	28 0	15 0	832 0	321 158	1 0	1 0	0 0	1 0	0 0	65 4
272 0	800 1	148 0	45 0	80 0	6 0	3 0	783 0	186 34	5 0	3 0	1 0	1 0	0 0	113 0
15 0	82 0	6 0	2 0	6 0	1 0	0 0	81 0	21 0	0 0	0 0	0 0	0 0	0 0	6 0
415 0	2047 1	175 0	89 0	219 2	28 1	27 0	1014 0	634 31	2 0	2 0	5 0	10 0	0 0	163 0
141 0	976 0	124 0	47 0	196 0	19 0	2 0	330 0	285 1	1 0	1 0	1 0	3 0	0 0	54 0
19 0	116 0	15 0	3 0	11 0	2 0	1 0	142 0	41 0	1 0	0 0	0 0	0 0	0 0	11 0
73 0	409 1	25 0	71 0	79 0	15 0	0 0	249 0	145 9	0 0	0 0	0 0	0 0	1 0	31 0
1444 0	6122 1	868 1	325 1	798 22	144 1	62 0	4074 3	2053 33	15 0	9 0	8 0	135 0	0 0	1023 5

<b>CITIES &amp; STATE POLICE</b>	POPULATION	INCIDENT RATE PER 100,000	TOTAL INCIDENTS	Murder and Non-negligent Man-slaughter	Kidnaping/Abduction	Forcible Rape	Other Forcible Sex Offenses	Robbery	Aggravated Assault	Simple Assault/Intimidation	Arson	Extortion/Blackmail
Norfolk PD State Police	235500	11189.38	26351 124	58 0	55 0	92 0	154 0	889 0	812 5	4280 1	43 1	1 0
Norton PD State Police	3900	9948.71	388 1	0 0	4 0	2 0	3 0	0 0	9 0	56 0	0 0	0 0
Petersburg PD State Police	31300	18683.70	5848 45	9 0	46 0	25 0	36 0	151 0	183 0	1026 0	25 0	0 0
Poquoson PD State Police	11900	2932.77	349 0	0 0	1 0	0 0	0 0	0 0	4 0	61 0	1 0	0 0
Portsmouth PD State Police	98800	12110.32	11965 19	22 0	138 0	40 0	34 0	367 0	497 0	3043 0	15 0	1 0
Radford PD State Police	15500	9367.74	1452 11	0 0	6 1	10 0	9 0	8 0	31 0	342 0	9 0	0 0
Richmond PD State Police	193300	14318.67	27678 51	84 1	131 0	83 1	142 0	1207 1	1045 0	4720 1	83 1	3 0
Roanoke PD State Police	93600	15769.23	14760 45	17 0	56 0	55 0	68 0	229 0	610 0	3946 0	37 1	3 0
Salem PD State Police	25100	5872.50	1474 7	0 0	8 0	5 0	14 1	13 0	13 0	291 2	1 0	0 0
Staunton PD State Police	23100	7835.49	1810 12	1 0	4 0	3 0	3 2	13 0	35 0	377 0	5 0	0 0
Suffolk PD State Police	77100	8686.12	6697 8	9 0	46 0	34 0	49 0	122 0	305 0	1890 0	43 0	0 0
Virginia Beach PD State Police	435600	6706.61	29214 125	19 0	113 0	97 0	192 0	622 0	408 4	5847 2	116 0	2 0
Waynesboro PD State Police	20000	8465.00	1693 8	2 0	5 0	9 0	22 0	15 0	70 1	387 0	10 0	0 0
Williamsburg PD State Police	13400	5082.08	681 29	1 0	4 0	3 0	5 0	13 0	6 0	152 0	0 0	1 0
Winchester PD State Police	25700	12610.89	3241 111	1 0	16 0	6 0	23 0	34 0	77 0	813 0	8 0	0 0
<b>COLLEGES &amp; UNIVERSITIES</b>												
Christopher Newport University PD			210	0	0	2	2	0	4	15	0	0
Emory & Henry Campus Police			4	0	0	0	0	0	0	0	0	0
Ferrum College Police			70	0	0	2	2	0	2	9	4	0
George Mason University PD			575	0	2	1	1	3	4	33	1	0
Hampton University PD			231	0	0	0	1	0	1	17	0	0
James Madison University PD			336	0	0	0	3	1	0	25	0	0
Longwood University PD			123	0	0	4	2	2	0	14	1	0
University of Mary Washington PD <sup>0</sup>			0	0	0	0	0	0	0	0	0	0

Burglary	Larceny	Motor Vehicle Theft	Counterfeiting/ Forgery	Fraud	Embezzlement	Stolen Property	Destruction/ Damage/ Vandalism	Drug/ Narcotic Offenses	Non-forcible Sex Offenses	Pornography	Gambling	Prostitution	Bribery	Weapon Law Violation
1769 0	10186 4	1142 1	282 3	362 79	103 0	103 0	4823 1	1553 25	13 0	3 0	1 0	160 0	0 0	253 15
21 0	207 0	9 0	22 0	5 1	4 0	2 0	86 0	22 0	0 0	0 0	1 0	0 0	0 0	7 0
816 0	1618 1	296 0	183 0	166 0	49 1	82 0	2196 0	340 44	1 0	2 0	0 0	3 0	0 0	164 0
21 0	131 0	9 0	8 0	5 0	0 0	1 0	84 0	43 0	1 0	0 0	0 0	0 0	0 0	12 0
1058 0	3752 0	418 0	128 0	214 0	80 0	71 0	3094 0	1063 19	9 0	5 0	3 0	38 0	0 0	460 0
99 0	362 0	32 0	49 0	55 0	2 1	7 0	274 0	287 13	4 0	0 0	0 0	0 0	1 0	29 0
2497 0	8293 3	2248 1	287 0	347 3	33 0	19 0	5108 0	2535 41	11 0	4 0	1 0	189 0	1 0	820 0
991 0	5047 1	450 1	216 4	389 17	84 0	14 0	2449 0	1326 19	6 0	3 0	1 0	119 1	1 0	323 1
78 0	601 1	37 0	68 0	53 3	31 0	7 0	348 0	168 1	0 0	0 0	0 0	1 0	0 0	35 0
100 0	545 0	42 0	155 0	120 0	18 0	12 0	371 0	164 7	0 0	2 2	0 0	0 0	0 0	43 1
444 0	2270 2	121 0	109 0	172 1	25 0	18 1	1339 0	437 4	1 0	2 0	0 0	2 0	1 0	228 1
2157 0	10414 5	766 6	325 3	1019 60	320 1	40 2	5186 1	2864 46	16 0	17 0	4 0	49 0	0 0	857 9
82 0	568 0	40 0	96 0	74 0	13 0	6 0	292 0	137 7	0 0	0 0	0 0	0 0	0 0	53 0
27 0	266 0	24 0	10 0	18 0	7 0	0 0	105 0	102 30	2 0	0 0	0 0	0 0	0 0	18 0
140 0	1209 2	65 0	61 0	130 0	59 0	34 0	612 0	589 109	3 0	2 0	0 0	7 0	0 0	60 3
4	101	0	0	2	1	3	60	30	0	0	0	0	0	0
1	1	0	1	0	0	0	0	1	0	0	0	0	0	0
5	22	0	0	0	0	0	10	15	0	0	0	0	0	1
9	297	7	10	20	2	0	106	104	0	2	0	0	0	1
48	115	3	2	14	0	0	26	9	0	1	0	0	0	3
5	146	3	1	10	1	1	131	45	0	1	0	0	0	2
1	54	0	1	2	0	0	34	11	0	0	0	0	0	0
0	0	0	0	0	0	0	0	0	0	0	0	0	0	0

<b>COLLEGES &amp; UNIVERSITIES</b>	POPULATION	INCIDENT RATE PER 100,000	TOTAL INCIDENTS	Murder and Non-negligent Man-slaughter	Kidnaping/ Abduction	Forcible Rape	Other Forcible Sex Offenses	Robbery	Aggravated Assault	Simple Assault/ Intimidation	Arson	Extortion/ Blackmail
Norfolk State University PD			388	0	0	0	2	10	5	26	2	0
N. Virginia Comm College PD			201	0	1	0	0	1	3	18	1	0
Old Dominion Campus PD			261	0	0	1	0	3	0	17	0	0
Radford University PD			236	0	0	1	1	0	5	13	5	0
Thomas Nelson Comm Col PD			46	0	0	0	0	0	0	6	0	0
University of Richmond PD			323	0	0	0	1	0	4	15	2	0
University of Virginia PD			576	0	0	3	3	1	8	71	9	0
UVA's College at Wise PD			5	0	0	0	0	0	0	1	0	0
VA Commonwealth University PD			1024	1	0	1	5	12	14	112	3	0
Virginia Tech Police Department			455	0	1	4	1	0	1	58	9	0
VA Western Comm. College PD			30	0	0	0	0	0	0	2	0	0
VMI Post Police			35	0	0	0	0	0	0	2	0	0
Virginia State Univ. Police			243	0	0	1	2	2	3	35	0	0
William & Mary College PD			318	0	0	4	2	0	2	9	1	0
<b>OTHER AGENCIES</b>												
Chesapeake Bay Bridge Tunnel <sup>0</sup>			0	0	0	0	0	0	0	0	0	0
Dept. Alcoholic Beverage Control			248	0	0	0	0	1	1	7	0	0
Dept. of Conservation and Recreation			30	0	0	0	0	0	0	0	0	0
Division of Capitol Police			112	0	0	0	0	0	0	5	0	0
Metro. Washington Airport Authority			918	0	0	0	0	0	5	42	1	0
Norfolk Airport Authority			108	0	0	0	0	0	0	6	0	0
Richmond International Airport			36	0	0	0	0	0	0	3	0	0
Southside VA Training Center			127	0	0	5	2	0	1	81	0	0
Virginia Port Authority			1	0	0	0	0	0	0	0	0	0

<sup>0-11</sup> For those agencies without full year submission, footnote represents number of months of data submitted.


Burglary	Larceny	Motor Vehicle Theft	Counterfeiting/ Forgery	Fraud	Embezzlement	Stolen Property	Destruction/ Damage/ Vandalism	Drug/ Narcotic Offenses	Non-forcible Sex Offenses	Pornography	Gambling	Prostitution	Bribery	Weapon Law Violation
52	181	6	2	4	0	2	90	10	0	0	0	0	0	5
0	109	1	1	0	0	0	69	1	0	1	0	0	0	1
1	76	6	3	1	1	1	146	10	0	0	0	0	0	2
9	114	0	1	8	0	0	66	30	0	0	0	0	0	1
1	32	0	1	2	0	0	4	0	0	0	0	0	0	0
6	159	3	1	0	0	0	132	25	0	1	0	0	0	1
13	320	3	2	13	3	0	127	42	0	1	0	1	0	5
0	2	2	0	0	0	0	0	0	0	0	0	0	0	0
22	543	17	15	26	2	3	71	221	0	0	0	0	0	51
18	234	4	13	17	1	3	99	30	0	2	0	0	0	5
0	17	0	0	0	0	0	11	0	0	0	0	0	0	0
2	27	0	0	0	0	0	3	1	0	0	0	0	0	0
8	133	1	1	4	0	2	60	6	0	0	0	0	0	0
14	179	3	0	6	0	0	99	3	0	1	0	0	0	0
0	0	0	0	0	0	0	0	0	0	0	0	0	0	0
2	37	0	44	62	39	0	2	60	0	1	3	2	0	9
0	14	0	0	1	0	0	6	8	0	0	0	0	0	2
1	65	0	8	2	0	0	31	0	0	0	0	0	0	0
3	305	111	9	10	4	18	237	59	0	1	0	0	0	134
0	49	0	0	1	2	1	14	29	0	0	0	0	0	9
0	14	13	1	0	0	0	3	1	0	0	0	0	0	1
0	26	1	0	0	0	0	11	0	0	0	0	0	0	0
0	1	0	0	0	0	0	0	0	0	0	0	0	0	0





# **IX**

## **Arrest Totals By County, City and Other**



# Adult and Juvenile Arrests By County, City and Other

ARRESTS BY OFFENSE	Accomack		Albemarle		Alleghany		Amelia		Amherst		Appomat-	
	Adult	Juv	Adult	Juv	Adult	Juv	Adult	Juv	Adult	Juv	Adult	Juv
Murder	1	0	3	0	0	0	0	0	1	0	0	0
Manslaughter	0	0	0	0	0	0	0	0	0	0	0	0
Kidnaping	0	0	6	0	0	0	0	0	0	0	0	0
Sex Offenses, Forcible	2	0	8	2	0	0	2	0	3	0	1	0
Robbery	6	0	3	2	0	0	0	0	3	1	0	0
Aggravated Assault	15	0	29	1	7	2	3	3	23	1	2	0
Simple Assault/Intimidation	121	1	318	36	47	4	53	11	95	2	16	14
Arson	1	0	1	3	0	0	0	0	0	0	0	0
Extortion/Blackmail	0	0	0	0	0	0	0	0	0	0	0	0
Burglary	6	1	23	20	6	3	4	1	8	0	0	6
Larceny	50	6	200	144	12	2	10	2	38	6	17	5
Motor Vehicle Theft	6	5	1	1	1	0	2	0	2	0	4	0
Counterfeiting/Forgery	7	1	41	0	4	0	2	0	12	0	4	0
Fraud	3	0	46	3	4	0	2	0	8	0	10	0
Embezzlement	5	0	26	0	1	0	1	0	8	0	0	0
Stolen Property	3	0	10	0	1	0	0	0	1	0	0	0
Vandalism	18	1	20	3	7	1	4	0	7	0	1	2
Drug/Narcotic Offenses	147	1	114	35	48	3	14	0	135	7	21	6
Sex Offenses, Nonforcible	0	0	0	0	0	0	0	0	0	0	1	0
Pornography	0	0	4	0	0	0	0	0	0	0	1	0
Gambling	0	0	0	0	0	0	0	0	0	0	0	0
Prostitution	0	0	1	0	0	0	0	0	8	0	0	0
Bribery	0	0	0	0	0	0	0	0	0	0	0	0
Weapon Law Violations	12	0	28	7	7	1	5	0	6	0	5	0
<b>TOTAL GROUP A</b>	<b>403</b>	<b>16</b>	<b>882</b>	<b>257</b>	<b>145</b>	<b>16</b>	<b>102</b>	<b>17</b>	<b>358</b>	<b>17</b>	<b>83</b>	<b>33</b>
Bad Checks	43	0	167	0	12	0	19	0	1	0	0	0
Curfew/Loitering/Vagrancy	0	2	0	0	0	18	0	0	0	0	0	0
Disorderly Conduct	8	3	53	12	22	5	1	0	5	2	1	3
Driving Under Influence	110	0	187	3	56	0	34	0	122	0	40	0
Drunkenness	92	1	148	0	66	0	8	0	183	0	11	0
Family Offenses, Nonforcible	5	0	5	0	2	0	0	0	0	0	0	0
Liquor Laws Violations	19	5	57	25	40	8	3	0	4	2	2	0
Peeping Tom	0	0	2	0	0	0	0	0	0	0	0	0
Runaway	0	0	0	3	0	0	0	0	0	0	0	0
Trespass of Real Property	13	3	51	5	13	0	5	0	5	0	1	3
Conspiracy	6	0	0	0	0	0	0	0	1	0	0	0
All Other (except Traffic)	497	11	740	43	205	15	133	2	67	1	13	3
<b>TOTAL GROUP B</b>	<b>793</b>	<b>25</b>	<b>1410</b>	<b>91</b>	<b>416</b>	<b>46</b>	<b>203</b>	<b>2</b>	<b>388</b>	<b>5</b>	<b>68</b>	<b>9</b>
<b>GRAND TOTAL</b>	<b>1196</b>	<b>41</b>	<b>2292</b>	<b>348</b>	<b>561</b>	<b>62</b>	<b>305</b>	<b>19</b>	<b>746</b>	<b>22</b>	<b>151</b>	<b>42</b>



# Adult and Juvenile Arrests By County, City and Other

ARRESTS BY OFFENSE	Arlington		Augusta		Bath		Bedford		Bland		Botetourt	
	Adult	Juv	Adult	Juv	Adult	Juv	Adult	Juv	Adult	Juv	Adult	Juv
Murder	3	0	3	0	0	0	0	0	0	0	0	0
Manslaughter	0	0	0	0	0	0	0	0	0	0	0	0
Kidnaping	8	0	3	0	0	0	6	0	0	0	2	0
Sex Offenses, Forcible	15	1	6	2	1	0	5	2	1	0	6	2
Robbery	42	13	8	0	0	0	5	0	0	0	0	0
Aggravated Assault	67	5	12	0	0	0	27	3	0	0	17	2
Simple Assault/Intimidation	493	93	92	15	0	0	354	39	17	0	77	18
Arson	3	0	0	0	0	0	0	0	1	0	0	2
Extortion/Blackmail	0	0	0	0	0	0	0	0	0	0	0	0
Burglary	45	10	38	2	0	0	13	3	1	0	32	3
Larceny	379	150	56	2	1	0	67	7	5	0	51	11
Motor Vehicle Theft	16	19	0	1	0	0	7	0	0	0	9	1
Counterfeiting/Forgery	54	1	26	0	0	0	15	0	0	0	31	0
Fraud	89	5	11	0	0	0	25	0	0	0	12	2
Embezzlement	72	0	12	0	0	0	8	0	0	0	5	0
Stolen Property	48	3	0	0	0	0	4	0	0	0	6	0
Vandalism	51	88	13	3	0	0	23	2	0	0	6	2
Drug/Narcotic Offenses	498	58	112	4	8	0	70	21	10	0	255	7
Sex Offenses, Nonforcible	2	0	0	0	0	0	3	0	0	0	0	1
Pornography	1	0	0	0	0	0	2	0	0	0	0	0
Gambling	0	0	0	0	0	0	0	0	0	0	0	0
Prostitution	12	0	0	0	0	0	0	0	0	0	0	0
Bribery	0	0	0	0	0	0	0	0	0	0	0	0
Weapon Law Violations	39	7	12	6	0	0	13	5	0	0	7	1
<b>TOTAL GROUP A</b>	<b>1937</b>	<b>453</b>	<b>404</b>	<b>35</b>	<b>10</b>	<b>0</b>	<b>647</b>	<b>82</b>	<b>35</b>	<b>0</b>	<b>516</b>	<b>52</b>
Bad Checks	1	0	30	0	0	0	179	0	10	0	23	0
Curfew/Loitering/Vagrancy	0	0	0	0	0	0	0	0	0	0	1	11
Disorderly Conduct	43	19	22	7	0	0	3	16	2	0	3	1
Driving Under Influence	574	0	128	3	7	0	110	1	18	0	115	4
Drunkenness	990	0	111	0	0	0	49	0	18	0	89	0
Family Offenses, Nonforcible	20	0	2	1	0	0	6	0	0	0	0	0
Liquor Laws Violations	41	27	28	14	2	0	26	25	1	1	23	7
Peeping Tom	6	0	0	0	0	0	0	0	0	0	0	0
Runaway	0	81	0	5	0	0	0	23	0	0	0	11
Trespass of Real Property	108	14	45	0	0	0	34	3	4	1	8	2
Conspiracy	0	0	0	0	0	0	0	0	0	0	0	0
All Other (except Traffic)	392	32	734	17	2	0	356	81	88	4	161	16
<b>TOTAL GROUP B</b>	<b>2175</b>	<b>173</b>	<b>1100</b>	<b>47</b>	<b>11</b>	<b>0</b>	<b>763</b>	<b>149</b>	<b>141</b>	<b>6</b>	<b>423</b>	<b>52</b>
<b>GRAND TOTAL</b>	<b>4112</b>	<b>626</b>	<b>1504</b>	<b>82</b>	<b>21</b>	<b>0</b>	<b>1410</b>	<b>231</b>	<b>176</b>	<b>6</b>	<b>939</b>	<b>104</b>

# Adult and Juvenile Arrests By County, City and Other

ARRESTS BY OFFENSE	Brunswick		Buchanan		Buckingham		Campbell		Caroline		Carroll	
	Adult	Juv	Adult	Juv	Adult	Juv	Adult	Juv	Adult	Juv	Adult	Juv
Murder	3	0	0	0	1	0	0	0	1	0	2	0
Manslaughter	0	0	0	0	0	0	0	0	0	0	0	0
Kidnaping	0	0	7	0	1	0	9	0	2	0	4	0
Sex Offenses, Forcible	4	0	4	0	2	0	8	3	3	0	8	1
Robbery	1	0	4	0	1	0	1	0	1	0	2	0
Aggravated Assault	18	0	31	0	5	0	21	0	56	3	25	1
Simple Assault/Intimidation	38	6	147	0	113	1	351	6	105	9	230	4
Arson	1	0	6	0	0	0	2	0	0	0	0	0
Extortion/Blackmail	0	0	1	0	0	0	0	0	0	0	0	0
Burglary	8	4	21	1	4	0	14	2	5	1	20	0
Larceny	11	3	49	0	11	0	62	4	20	4	49	7
Motor Vehicle Theft	2	1	12	1	13	0	5	1	3	1	7	0
Counterfeiting/Forgery	4	0	12	0	2	0	8	0	5	0	16	0
Fraud	0	0	5	0	5	0	17	1	10	0	23	0
Embezzlement	0	0	2	0	0	0	1	0	1	0	2	0
Stolen Property	1	0	3	0	2	0	1	0	0	0	5	0
Vandalism	10	1	15	0	15	2	16	0	21	4	28	0
Drug/Narcotic Offenses	47	4	74	0	52	1	67	4	48	3	144	1
Sex Offenses, Nonforcible	0	0	2	0	0	0	1	0	0	0	1	0
Pornography	0	0	0	0	0	0	0	0	5	0	0	0
Gambling	0	0	0	0	0	0	0	0	0	0	1	0
Prostitution	0	0	0	0	0	0	0	0	0	0	0	0
Bribery	0	0	0	0	0	0	1	0	0	0	0	0
Weapon Law Violations	6	1	19	1	8	0	21	0	11	2	15	1
<b>TOTAL GROUP A</b>	<b>154</b>	<b>20</b>	<b>414</b>	<b>3</b>	<b>235</b>	<b>4</b>	<b>606</b>	<b>21</b>	<b>297</b>	<b>27</b>	<b>582</b>	<b>15</b>
Bad Checks	13	0	121	1	36	0	122	0	6	0	189	0
Curfew/Loitering/Vagrancy	0	0	0	0	0	0	0	0	0	0	0	0
Disorderly Conduct	9	0	60	0	6	0	5	3	4	5	7	0
Driving Under Influence	129	2	68	2	80	4	99	3	147	2	93	1
Drunkenness	45	0	113	1	12	0	65	1	18	1	72	1
Family Offenses, Nonforcible	1	0	1	0	0	0	4	1	12	0	4	0
Liquor Laws Violations	8	3	3	2	3	1	9	1	0	0	10	0
Peeping Tom	0	0	0	0	0	0	1	0	0	0	1	0
Runaway	0	0	0	0	0	0	0	0	0	4	0	0
Trespass of Real Property	9	2	19	0	26	0	29	3	7	0	38	0
Conspiracy	0	0	9	0	0	0	0	0	0	0	5	0
All Other (except Traffic)	190	10	398	37	203	1	414	4	284	15	416	8
<b>TOTAL GROUP B</b>	<b>404</b>	<b>17</b>	<b>792</b>	<b>43</b>	<b>366</b>	<b>6</b>	<b>748</b>	<b>16</b>	<b>478</b>	<b>27</b>	<b>835</b>	<b>10</b>
<b>GRAND TOTAL</b>	<b>558</b>	<b>37</b>	<b>1206</b>	<b>46</b>	<b>601</b>	<b>10</b>	<b>1354</b>	<b>37</b>	<b>775</b>	<b>54</b>	<b>1417</b>	<b>25</b>

# Adult and Juvenile Arrests By County, City and Other

ARRESTS BY OFFENSE	Charles City		Charlotte		Chesterfield		Clarke		Craig		Culpeper	
	Adult	Juv	Adult	Juv	Adult	Juv	Adult	Juv	Adult	Juv	Adult	Juv
Murder	0	0	0	0	9	1	0	0	1	0	0	0
Manslaughter	0	0	0	0	0	0	0	0	0	0	0	0
Kidnaping	0	0	0	0	51	14	1	0	0	0	9	0
Sex Offenses, Forcible	0	0	2	0	61	30	0	0	0	0	9	3
Robbery	0	0	0	1	75	23	0	0	0	0	6	1
Aggravated Assault	1	0	9	1	140	70	18	4	2	0	17	5
Simple Assault/Intimidation	3	0	85	0	1137	1105	39	3	15	0	215	16
Arson	0	0	0	0	5	17	0	0	0	0	3	0
Extortion/Blackmail	0	0	0	0	5	0	0	0	0	0	0	0
Burglary	0	0	9	0	142	191	1	0	0	0	13	0
Larceny	0	0	15	0	989	714	8	1	4	0	91	10
Motor Vehicle Theft	0	0	6	1	0	0	1	0	0	2	2	0
Counterfeiting/Forgery	0	0	0	0	201	16	2	0	0	0	28	0
Fraud	0	0	5	0	185	30	3	0	0	0	33	0
Embezzlement	0	0	0	0	108	5	1	0	0	0	11	0
Stolen Property	0	0	0	0	13	24	1	0	0	0	13	3
Vandalism	0	1	4	0	175	280	7	0	2	0	34	11
Drug/Narcotic Offenses	2	0	19	3	927	286	51	4	4	0	209	12
Sex Offenses, Nonforcible	0	0	2	0	9	5	0	0	0	0	13	0
Pornography	0	0	0	0	7	0	0	0	0	0	3	0
Gambling	0	0	0	0	0	0	0	0	0	0	0	0
Prostitution	0	0	0	0	32	0	0	0	0	0	4	0
Bribery	0	0	0	0	0	0	0	0	0	0	0	1
Weapon Law Violations	1	0	5	0	134	93	2	0	5	0	17	3
TOTAL GROUP A	7	1	161	6	4405	2904	135	12	33	2	730	65
Bad Checks	0	0	105	0	156	0	4	0	2	0	16	0
Curfew/Loitering/Vagrancy	0	0	0	0	1	348	0	0	0	0	0	0
Disorderly Conduct	0	0	3	0	583	305	2	0	0	0	48	1
Driving Under Influence	2	0	52	0	1094	10	71	1	21	0	246	1
Drunkenness	0	0	56	0	12	12	50	5	7	0	316	0
Family Offenses, Nonforcible	0	0	1	0	39	1	0	0	0	0	46	0
Liquor Laws Violations	0	0	1	0	124	91	0	2	1	1	14	15
Peeping Tom	0	0	0	0	2	0	0	0	0	0	0	0
Runaway	0	0	0	0	0	780	0	0	0	0	0	9
Trespass of Real Property	1	0	9	2	206	167	19	0	2	0	28	4
Conspiracy	0	0	0	0	0	0	0	0	0	0	0	0
All Other (except Traffic)	1	0	117	1	3236	368	169	25	28	0	901	30
TOTAL GROUP B	4	0	344	3	5453	2082	315	33	61	1	1615	60
GRAND TOTAL	11	1	505	9	9858	4986	450	45	94	3	2345	125

# Adult and Juvenile Arrests By County, City and Other

ARRESTS BY OFFENSE	Cumberland		Dickenson		Dinwiddie		Essex		Fairfax		Fauquier	
	Adult	Juv	Adult	Juv	Adult	Juv	Adult	Juv	Adult	Juv	Adult	Juv
Murder	0	0	4	0	1	0	0	0	2	0	2	0
Manslaughter	0	0	0	0	0	0	0	0	0	0	0	0
Kidnaping	0	0	3	0	0	0	1	0	26	0	5	1
Sex Offenses, Forcible	1	0	7	0	6	0	2	0	23	1	2	1
Robbery	0	0	1	0	5	6	1	0	12	3	4	3
Aggravated Assault	10	0	16	0	12	0	11	0	44	4	20	3
Simple Assault/Intimidation	50	3	123	0	30	10	49	6	628	28	167	10
Arson	0	0	0	0	0	0	1	0	4	0	1	0
Extortion/Blackmail	0	0	0	0	0	0	0	0	1	0	0	0
Burglary	3	0	24	0	6	8	2	0	25	0	9	18
Larceny	14	1	60	2	38	5	38	12	361	13	52	3
Motor Vehicle Theft	3	0	0	0	5	1	4	7	29	2	0	0
Counterfeiting/Forgery	0	0	5	0	8	0	1	0	24	0	6	1
Fraud	0	0	9	0	13	0	1	0	107	2	11	0
Embezzlement	2	0	0	0	3	0	4	0	62	0	5	0
Stolen Property	0	0	3	0	2	0	0	0	15	1	0	0
Vandalism	10	1	24	0	3	3	6	3	54	24	16	4
Drug/Narcotic Offenses	13	4	32	1	46	4	30	3	162	3	202	17
Sex Offenses, Nonforcible	0	0	1	0	0	0	0	0	1	0	1	0
Pornography	0	0	0	0	0	0	0	0	3	0	0	0
Gambling	0	0	0	0	0	0	0	0	0	0	0	0
Prostitution	0	0	0	0	0	0	0	0	8	0	0	0
Bribery	0	0	0	0	0	0	0	0	1	0	0	0
Weapon Law Violations	6	0	10	0	3	0	6	2	33	4	10	3
<b>TOTAL GROUP A</b>	<b>112</b>	<b>9</b>	<b>322</b>	<b>3</b>	<b>181</b>	<b>37</b>	<b>157</b>	<b>33</b>	<b>1625</b>	<b>85</b>	<b>513</b>	<b>64</b>
Bad Checks	14	0	7	0	6	0	50	0	40	0	56	0
Curfew/Loitering/Vagrancy	0	0	0	0	0	2	13	0	1	0	0	0
Disorderly Conduct	1	8	0	0	1	0	37	9	13	1	37	1
Driving Under Influence	39	0	69	0	53	1	61	0	1566	3	262	1
Drunkenness	2	0	97	0	36	1	35	3	206	3	201	2
Family Offenses, Nonforcible	0	0	6	0	3	0	6	0	7	0	1	0
Liquor Laws Violations	2	4	6	1	0	0	1	0	48	15	17	7
Peeping Tom	0	0	0	0	0	0	0	0	9	0	0	0
Runaway	0	0	0	0	0	8	0	0	0	1	0	8
Trespass of Real Property	12	0	22	0	4	0	19	4	38	1	34	1
Conspiracy	1	0	0	0	0	0	0	0	0	0	0	0
All Other (except Traffic)	97	5	278	0	77	10	154	10	629	22	583	19
<b>TOTAL GROUP B</b>	<b>168</b>	<b>17</b>	<b>485</b>	<b>1</b>	<b>180</b>	<b>22</b>	<b>376</b>	<b>26</b>	<b>2557</b>	<b>46</b>	<b>1191</b>	<b>39</b>
<b>GRAND TOTAL</b>	<b>280</b>	<b>26</b>	<b>807</b>	<b>4</b>	<b>361</b>	<b>59</b>	<b>533</b>	<b>59</b>	<b>4182</b>	<b>131</b>	<b>1704</b>	<b>103</b>

# Adult and Juvenile Arrests By County, City and Other

ARRESTS BY OFFENSE	Floyd		Fluvanna		Franklin		Frederick		Giles		Gloucester	
	Adult	Juv	Adult	Juv	Adult	Juv	Adult	Juv	Adult	Juv	Adult	Juv
Murder	0	0	0	0	0	0	0	0	0	0	0	0
Manslaughter	0	0	0	0	0	0	0	0	0	0	0	0
Kidnaping	0	0	1	0	2	0	8	4	0	0	0	0
Sex Offenses, Forcible	0	0	2	0	4	1	9	2	2	0	0	0
Robbery	0	0	0	0	8	0	5	0	0	0	3	0
Aggravated Assault	0	0	8	0	16	4	16	2	11	1	14	1
Simple Assault/Intimidation	23	0	45	4	62	7	238	38	100	2	100	3
Arson	0	0	0	0	0	0	0	0	0	0	8	0
Extortion/Blackmail	0	0	0	0	0	0	0	0	0	0	1	0
Burglary	1	0	7	2	33	2	38	14	8	3	8	0
Larceny	2	2	6	1	83	12	89	28	49	3	67	10
Motor Vehicle Theft	1	0	1	0	12	1	2	3	4	0	1	1
Counterfeiting/Forgery	1	0	1	0	15	1	10	0	3	0	2	0
Fraud	0	0	1	0	12	0	22	1	6	0	6	1
Embezzlement	0	0	0	0	6	0	4	0	1	0	4	0
Stolen Property	0	0	0	0	0	0	6	1	0	0	2	0
Vandalism	1	1	2	0	11	8	23	23	17	16	9	1
Drug/Narcotic Offenses	6	7	40	5	74	18	146	18	55	2	370	16
Sex Offenses, Nonforcible	0	0	0	0	0	0	1	0	0	0	1	0
Pornography	0	0	0	0	0	0	1	0	0	0	0	0
Gambling	0	0	0	0	0	0	0	0	0	0	0	0
Prostitution	0	0	0	0	0	0	1	0	0	0	0	0
Bribery	0	0	0	0	0	0	0	0	0	0	0	0
Weapon Law Violations	0	1	2	0	16	5	16	1	8	0	12	1
<b>TOTAL GROUP A</b>	<b>35</b>	<b>11</b>	<b>116</b>	<b>12</b>	<b>354</b>	<b>59</b>	<b>635</b>	<b>135</b>	<b>264</b>	<b>27</b>	<b>608</b>	<b>34</b>
Bad Checks	2	0	1	0	281	0	96	0	39	0	0	0
Curfew/Loitering/Vagrancy	0	0	0	0	0	0	0	0	0	0	0	0
Disorderly Conduct	0	1	0	0	24	27	8	2	4	1	7	0
Driving Under Influence	29	0	51	3	280	3	143	0	86	0	198	0
Drunkenness	22	0	12	0	234	0	23	2	80	0	53	1
Family Offenses, Nonforcible	4	0	2	0	8	0	5	0	8	0	0	1
Liquor Laws Violations	10	1	1	0	21	10	353	30	14	0	4	1
Peeping Tom	0	0	0	0	0	0	0	0	0	0	0	0
Runaway	0	0	0	0	0	2	0	0	0	0	0	3
Trespass of Real Property	3	0	2	2	63	3	25	10	7	0	3	0
Conspiracy	0	0	0	0	3	0	0	0	7	0	0	0
All Other (except Traffic)	42	3	19	4	1160	30	768	66	164	6	241	4
<b>TOTAL GROUP B</b>	<b>112</b>	<b>5</b>	<b>88</b>	<b>9</b>	<b>2074</b>	<b>75</b>	<b>1421</b>	<b>110</b>	<b>409</b>	<b>7</b>	<b>506</b>	<b>10</b>
<b>GRAND TOTAL</b>	<b>147</b>	<b>16</b>	<b>204</b>	<b>21</b>	<b>2428</b>	<b>134</b>	<b>2056</b>	<b>245</b>	<b>673</b>	<b>34</b>	<b>1114</b>	<b>44</b>

# Adult and Juvenile Arrests By County, City and Other

ARRESTS BY OFFENSE	Goochland		Grayson		Greene		Greenville		Halifax		Hanover	
	Adult	Juv	Adult	Juv	Adult	Juv	Adult	Juv	Adult	Juv	Adult	Juv
Murder	1	0	2	0	1	0	0	0	1	0	2	0
Manslaughter	0	0	0	0	0	0	0	0	0	0	0	0
Kidnaping	0	0	1	0	1	0	0	0	2	0	7	0
Sex Offenses, Forcible	4	0	1	0	0	0	1	0	6	1	11	6
Robbery	1	0	0	0	0	0	0	0	3	0	16	1
Aggravated Assault	28	1	11	0	4	3	0	1	24	0	18	6
Simple Assault/Intimidation	2	1	64	10	47	11	0	1	103	6	247	75
Arson	0	0	2	1	1	2	0	0	0	0	1	2
Extortion/Blackmail	0	0	0	0	0	0	0	0	0	0	0	0
Burglary	7	1	15	0	0	0	5	3	22	1	37	7
Larceny	4	0	25	2	7	4	0	0	111	20	303	125
Motor Vehicle Theft	2	0	4	0	0	4	1	0	0	0	6	1
Counterfeiting/Forgery	1	0	3	0	2	0	2	0	24	0	44	2
Fraud	2	0	4	0	1	0	0	0	1	1	45	1
Embezzlement	1	0	0	0	1	0	0	0	2	0	23	13
Stolen Property	2	0	1	0	1	0	0	0	2	0	9	1
Vandalism	0	4	6	0	1	8	0	0	9	1	26	19
Drug/Narcotic Offenses	15	2	28	2	28	10	11	3	146	9	350	92
Sex Offenses, Nonforcible	0	0	0	0	1	0	0	0	1	0	4	0
Pornography	0	0	0	0	0	0	0	0	1	0	0	0
Gambling	0	0	0	0	0	0	0	0	0	0	0	0
Prostitution	0	0	0	0	0	0	0	0	0	0	0	0
Bribery	0	0	0	0	0	0	0	0	0	0	0	0
Weapon Law Violations	2	0	1	1	6	0	0	0	22	0	22	8
<b>TOTAL GROUP A</b>	<b>72</b>	<b>9</b>	<b>168</b>	<b>16</b>	<b>102</b>	<b>42</b>	<b>20</b>	<b>8</b>	<b>480</b>	<b>39</b>	<b>1171</b>	<b>359</b>
Bad Checks	1	0	8	0	0	0	0	0	38	0	29	0
Curfew/Loitering/Vagrancy	0	0	0	0	0	0	0	0	0	0	0	0
Disorderly Conduct	2	3	5	2	8	2	3	0	26	3	7	29
Driving Under Influence	73	0	29	0	54	1	32	0	149	1	52	0
Drunkenness	19	0	22	0	9	0	5	0	120	1	36	0
Family Offenses, Nonforcible	2	0	6	0	4	0	0	0	1	0	11	0
Liquor Laws Violations	10	3	5	1	0	1	0	0	10	6	60	53
Peeping Tom	0	0	0	0	0	0	0	0	0	0	0	0
Runaway	0	0	0	0	0	0	0	0	0	0	0	0
Trespass of Real Property	4	0	20	0	4	1	0	0	37	4	20	11
Conspiracy	0	0	1	0	0	0	0	0	1	0	5	1
All Other (except Traffic)	158	4	133	22	29	1	17	0	502	9	208	30
<b>TOTAL GROUP B</b>	<b>269</b>	<b>10</b>	<b>229</b>	<b>25</b>	<b>108</b>	<b>6</b>	<b>57</b>	<b>0</b>	<b>884</b>	<b>24</b>	<b>428</b>	<b>124</b>
<b>GRAND TOTAL</b>	<b>341</b>	<b>19</b>	<b>397</b>	<b>41</b>	<b>210</b>	<b>48</b>	<b>77</b>	<b>8</b>	<b>1364</b>	<b>63</b>	<b>1599</b>	<b>483</b>

# Adult and Juvenile Arrests By County, City and Other

ARRESTS BY OFFENSE	Henrico		Henry		Highland		Isle of Wight		James City		King & Queen	
	Adult	Juv	Adult	Juv	Adult	Juv	Adult	Juv	Adult	Juv	Adult	Juv
Murder	11	1	3	0	0	0	0	0	1	0	0	0
Manslaughter	0	0	0	0	0	0	0	0	0	0	0	0
Kidnaping	9	2	5	0	0	0	2	0	5	1	0	0
Sex Offenses, Forcible	15	7	10	3	0	0	5	1	5	4	1	0
Robbery	114	29	12	3	0	0	5	0	1	0	0	0
Aggravated Assault	263	76	56	11	0	0	16	1	21	3	5	1
Simple Assault/Intimidation	1131	320	381	37	0	0	127	21	191	92	11	4
Arson	3	55	0	0	0	0	0	0	0	4	0	0
Extortion/Blackmail	1	0	0	0	0	0	0	0	0	0	0	0
Burglary	125	79	43	1	0	0	5	2	18	6	1	0
Larceny	1238	410	141	17	0	0	53	21	70	33	1	1
Motor Vehicle Theft	32	13	13	4	0	0	6	1	1	0	0	0
Counterfeiting/Forgery	56	2	31	0	0	0	7	0	4	0	0	0
Fraud	156	7	18	0	0	0	11	0	8	1	1	0
Embezzlement	26	1	17	0	0	0	2	0	8	6	0	0
Stolen Property	23	6	1	1	0	0	5	1	9	0	0	0
Vandalism	102	111	41	9	0	0	18	6	21	21	2	3
Drug/Narcotic Offenses	1194	187	80	14	0	0	60	6	118	29	21	2
Sex Offenses, Nonforcible	2	1	1	0	0	0	0	0	1	0	0	0
Pornography	0	0	0	0	0	0	0	0	0	0	0	0
Gambling	0	0	0	0	0	0	0	0	0	0	0	0
Prostitution	9	0	0	0	0	0	0	0	0	0	0	0
Bribery	0	0	0	0	0	0	0	0	0	0	0	0
Weapon Law Violations	173	43	26	4	1	0	22	2	6	7	1	1
TOTAL GROUP A	4683	1350	879	104	1	0	344	62	488	207	44	12
Bad Checks	28	0	30	0	0	0	10	0	12	0	0	0
Curfew/Loitering/Vagrancy	5	84	0	0	0	0	0	6	0	6	0	0
Disorderly Conduct	138	267	14	8	0	0	9	1	4	20	0	1
Driving Under Influence	857	8	130	1	3	0	128	2	25	1	2	0
Drunkenness	1017	9	291	1	1	0	41	2	23	0	0	0
Family Offenses, Nonforcible	18	2	1	0	0	0	0	0	3	0	1	0
Liquor Laws Violations	201	78	3	2	1	1	11	6	19	25	0	1
Peeping Tom	3	0	0	0	0	0	0	0	0	0	0	0
Runaway	0	532	0	49	0	0	1	0	0	0	0	0
Trespass of Real Property	331	72	21	0	0	0	19	3	12	3	0	0
Conspiracy	13	1	1	0	0	0	0	0	0	0	0	0
All Other (except Traffic)	3851	216	787	48	2	0	143	10	114	33	19	2
TOTAL GROUP B	6462	1269	1278	109	7	1	362	30	212	88	22	4
GRAND TOTAL	11145	2619	2157	213	8	1	706	92	700	295	66	16

# Adult and Juvenile Arrests By County, City and Other

ARRESTS BY OFFENSE	King George		King William		Lancaster		Lee		Loudoun		Louisa	
	Adult	Juv	Adult	Juv	Adult	Juv	Adult	Juv	Adult	Juv	Adult	Juv
Murder	0	0	0	0	1	0	0	0	3	0	1	0
Manslaughter	0	0	0	0	0	0	0	0	0	0	0	0
Kidnaping	3	0	1	1	0	0	2	0	9	0	1	0
Sex Offenses, Forcible	6	4	2	0	0	1	3	0	23	3	3	0
Robbery	0	0	2	0	0	0	4	0	19	0	0	0
Aggravated Assault	6	2	6	0	0	0	4	0	64	8	4	0
Simple Assault/Intimidation	44	14	58	8	23	15	124	0	496	47	83	9
Arson	0	0	0	0	0	0	1	0	3	1	1	0
Extortion/Blackmail	0	0	0	0	0	0	0	0	0	0	0	0
Burglary	6	2	7	4	2	3	29	0	36	5	14	2
Larceny	34	9	19	2	6	0	60	0	342	56	21	1
Motor Vehicle Theft	2	2	1	0	3	0	4	0	38	11	2	0
Counterfeiting/Forgery	3	0	2	0	0	0	4	0	32	2	3	0
Fraud	2	0	0	0	4	0	2	0	114	0	2	0
Embezzlement	1	1	0	0	0	0	0	0	59	2	5	0
Stolen Property	0	0	3	0	0	0	4	1	6	5	0	0
Vandalism	13	7	21	2	2	1	10	0	28	9	9	0
Drug/Narcotic Offenses	86	9	39	7	5	0	36	0	363	35	96	3
Sex Offenses, Nonforcible	0	0	0	0	0	0	0	0	0	0	0	0
Pornography	0	0	1	0	0	0	0	0	0	0	0	0
Gambling	0	0	0	0	0	0	0	0	0	0	0	0
Prostitution	0	0	0	0	0	0	0	0	0	0	0	0
Bribery	0	0	0	0	0	0	0	0	0	0	0	0
Weapon Law Violations	6	3	3	3	1	0	1	0	47	16	8	0
<b>TOTAL GROUP A</b>	<b>212</b>	<b>53</b>	<b>165</b>	<b>27</b>	<b>47</b>	<b>20</b>	<b>288</b>	<b>1</b>	<b>1682</b>	<b>200</b>	<b>253</b>	<b>15</b>
Bad Checks	46	0	4	0	31	0	15	0	74	0	1	0
Curfew/Loitering/Vagrancy	0	0	0	0	0	0	0	0	5	63	0	0
Disorderly Conduct	5	33	2	2	1	2	1	0	17	11	3	5
Driving Under Influence	152	0	34	0	15	0	91	0	939	12	69	0
Drunkenness	43	0	23	0	0	0	84	0	688	4	17	0
Family Offenses, Nonforcible	4	0	0	0	0	0	18	0	13	0	0	0
Liquor Laws Violations	16	7	23	7	7	0	7	1	178	67	0	0
Peeping Tom	0	0	0	0	0	0	0	0	4	1	0	0
Runaway	0	5	0	0	0	0	0	0	0	170	0	0
Trespass of Real Property	12	2	8	1	4	1	23	0	144	23	5	1
Conspiracy	0	0	0	0	0	0	0	0	1	1	0	0
All Other (except Traffic)	305	11	98	2	25	2	440	1	2125	365	35	2
<b>TOTAL GROUP B</b>	<b>583</b>	<b>58</b>	<b>192</b>	<b>12</b>	<b>83</b>	<b>5</b>	<b>679</b>	<b>2</b>	<b>4188</b>	<b>717</b>	<b>130</b>	<b>8</b>
<b>GRAND TOTAL</b>	<b>795</b>	<b>111</b>	<b>357</b>	<b>39</b>	<b>130</b>	<b>25</b>	<b>967</b>	<b>3</b>	<b>5870</b>	<b>917</b>	<b>383</b>	<b>23</b>



# Adult and Juvenile Arrests By County, City and Other

ARRESTS BY OFFENSE	Lunenburg		Madison		Mathews		Mecklenburg		Middlesex		Montgomery	
	Adult	Juv	Adult	Juv	Adult	Juv	Adult	Juv	Adult	Juv	Adult	Juv
Murder	0	0	0	0	0	0	2	0	0	0	0	0
Manslaughter	0	0	0	0	0	0	0	0	0	0	0	0
Kidnaping	0	0	0	0	0	0	1	0	1	0	2	0
Sex Offenses, Forcible	1	0	1	0	1	0	4	4	1	0	14	0
Robbery	0	0	0	0	0	0	2	1	0	0	8	0
Aggravated Assault	2	1	7	1	3	0	40	7	5	0	41	1
Simple Assault/Intimidation	27	5	68	2	33	2	136	39	21	5	345	11
Arson	0	1	0	0	2	0	1	0	0	0	2	0
Extortion/Blackmail	0	0	0	0	0	0	0	0	0	0	0	0
Burglary	1	0	2	0	6	0	10	5	1	0	45	0
Larceny	18	6	9	0	3	2	54	12	8	0	160	9
Motor Vehicle Theft	4	0	1	0	1	0	4	3	1	0	14	5
Counterfeiting/Forgery	8	0	3	0	0	0	23	0	0	0	22	0
Fraud	1	0	5	0	2	0	5	0	1	0	41	2
Embezzlement	0	0	0	0	0	0	4	0	0	0	9	0
Stolen Property	0	0	0	0	0	0	9	1	0	0	4	0
Vandalism	11	0	3	3	7	1	10	5	1	0	51	2
Drug/Narcotic Offenses	43	0	21	0	5	2	127	8	11	3	206	12
Sex Offenses, Nonforcible	1	0	0	0	0	0	1	2	0	0	1	0
Pornography	0	0	0	0	1	0	0	0	0	0	0	0
Gambling	0	0	0	0	0	0	0	0	0	0	25	0
Prostitution	0	0	0	0	0	0	0	0	0	0	2	0
Bribery	0	0	0	0	0	0	0	0	0	0	0	0
Weapon Law Violations	2	3	3	0	1	0	17	4	2	0	25	2
<b>TOTAL GROUP A</b>	<b>119</b>	<b>16</b>	<b>123</b>	<b>6</b>	<b>65</b>	<b>7</b>	<b>450</b>	<b>91</b>	<b>53</b>	<b>8</b>	<b>117</b>	<b>44</b>
Bad Checks	132	0	2	0	0	0	56	1	1	0	128	0
Curfew/Loitering/Vagrancy	0	0	0	0	0	0	0	0	0	0	0	1
Disorderly Conduct	6	18	3	0	1	1	12	22	0	1	28	10
Driving Under Influence	46	0	65	0	8	0	157	0	41	0	447	3
Drunkenness	6	0	32	0	6	0	80	1	64	0	657	3
Family Offenses, Nonforcible	0	0	5	0	0	0	8	1	1	0	11	0
Liquor Laws Violations	1	9	2	0	3	0	15	2	2	1	133	20
Peeping Tom	0	0	0	0	0	0	1	0	1	0	3	0
Runaway	0	0	0	6	0	0	0	4	0	2	0	0
Trespass of Real Property	15	1	4	1	2	0	9	6	6	0	68	2
Conspiracy	0	0	0	0	0	2	1	2	0	1	4	0
All Other (except Traffic)	170	18	99	3	20	5	149	12	36	3	1112	29
<b>TOTAL GROUP B</b>	<b>376</b>	<b>46</b>	<b>212</b>	<b>10</b>	<b>40</b>	<b>8</b>	<b>488</b>	<b>51</b>	<b>152</b>	<b>8</b>	<b>2591</b>	<b>68</b>
<b>GRAND TOTAL</b>	<b>495</b>	<b>62</b>	<b>335</b>	<b>16</b>	<b>105</b>	<b>15</b>	<b>938</b>	<b>142</b>	<b>205</b>	<b>16</b>	<b>3608</b>	<b>112</b>

# Adult and Juvenile Arrests By County, City and Other

ARRESTS BY OFFENSE	Nelson		New Kent		Northampton		Northumberland		Nottoway		Orange	
	Adult	Juv	Adult	Juv	Adult	Juv	Adult	Juv	Adult	Juv	Adult	Juv
Murder	0	0	0	0	1	0	1	1	4	0	1	0
Manslaughter	1	0	0	0	0	0	0	0	0	0	0	0
Kidnaping	0	0	0	0	2	0	0	0	1	0	1	0
Sex Offenses, Forcible	0	0	3	0	1	1	2	0	6	0	3	0
Robbery	0	0	0	0	1	4	0	0	0	0	0	0
Aggravated Assault	5	0	5	0	10	11	12	0	15	0	5	0
Simple Assault/Intimidation	53	1	37	4	114	31	89	10	70	2	38	6
Arson	0	0	0	0	0	0	1	1	0	0	0	0
Extortion/Blackmail	0	0	0	0	1	0	0	0	0	0	1	0
Burglary	0	0	5	0	12	6	18	0	1	0	0	0
Larceny	5	0	5	2	20	6	20	3	22	1	34	4
Motor Vehicle Theft	2	0	3	0	0	1	5	2	4	1	3	3
Counterfeiting/Forgery	0	0	1	0	3	0	11	8	4	0	3	0
Fraud	2	0	5	0	8	0	8	0	0	0	67	0
Embezzlement	1	0	2	0	4	0	2	0	1	0	2	0
Stolen Property	0	0	0	0	3	1	0	1	1	0	1	0
Vandalism	3	1	3	0	6	1	13	0	9	0	3	0
Drug/Narcotic Offenses	10	0	38	5	29	2	50	3	51	0	32	1
Sex Offenses, Nonforcible	0	0	0	0	0	1	0	0	0	0	0	0
Pornography	0	0	0	0	0	0	1	0	0	0	0	0
Gambling	0	0	0	0	0	0	0	0	0	0	0	0
Prostitution	0	0	1	0	0	0	0	0	0	0	0	0
Bribery	0	0	0	0	0	0	0	0	0	0	0	0
Weapon Law Violations	4	0	0	0	12	3	2	0	2	0	1	1
<b>TOTAL GROUP A</b>	<b>86</b>	<b>2</b>	<b>108</b>	<b>11</b>	<b>227</b>	<b>68</b>	<b>235</b>	<b>29</b>	<b>191</b>	<b>4</b>	<b>195</b>	<b>15</b>
Bad Checks	13	0	0	0	3	0	60	0	140	0	0	0
Curfew/Loitering/Vagrancy	0	0	0	0	0	0	0	0	0	0	0	1
Disorderly Conduct	2	0	2	0	2	2	1	2	6	2	0	0
Driving Under Influence	51	0	93	3	44	2	53	2	39	0	82	0
Drunkenness	22	0	38	1	20	0	31	0	12	0	97	0
Family Offenses, Nonforcible	3	0	0	0	2	0	5	0	2	0	0	0
Liquor Laws Violations	5	0	6	0	3	0	2	2	2	1	3	2
Peeping Tom	0	0	0	0	0	0	0	0	0	0	0	0
Runaway	0	1	0	0	0	0	0	0	0	0	0	0
Trespass of Real Property	2	0	8	1	4	0	5	1	30	0	9	0
Conspiracy	0	0	0	0	0	0	1	0	1	0	0	0
All Other (except Traffic)	34	3	110	2	92	6	253	15	231	2	108	5
<b>TOTAL GROUP B</b>	<b>132</b>	<b>4</b>	<b>257</b>	<b>7</b>	<b>170</b>	<b>10</b>	<b>411</b>	<b>22</b>	<b>463</b>	<b>5</b>	<b>299</b>	<b>8</b>
<b>GRAND TOTAL</b>	<b>218</b>	<b>6</b>	<b>365</b>	<b>18</b>	<b>397</b>	<b>78</b>	<b>646</b>	<b>51</b>	<b>654</b>	<b>9</b>	<b>494</b>	<b>23</b>

# Adult and Juvenile Arrests By County, City and Other

ARRESTS BY OFFENSE	Page		Patrick		Pittsylvania		Powhatan		Prince Edward		Prince George	
	Adult	Juv	Adult	Juv	Adult	Juv	Adult	Juv	Adult	Juv	Adult	Juv
Murder	0	0	1	0	3	0	0	0	1	0	1	0
Manslaughter	0	0	0	0	0	0	0	0	0	0	0	0
Kidnaping	2	0	0	0	6	0	2	0	1	0	2	0
Sex Offenses, Forcible	2	1	3	0	6	2	0	0	3	0	2	6
Robbery	0	0	0	0	1	0	1	0	1	0	2	3
Aggravated Assault	7	2	2	2	18	2	4	0	12	0	7	0
Simple Assault/Intimidation	28	2	106	3	301	4	50	0	80	0	73	3
Arson	1	0	1	0	0	0	1	0	2	0	0	0
Extortion/Blackmail	0	0	0	0	0	0	0	0	0	0	0	0
Burglary	1	3	3	3	21	1	5	0	7	0	13	6
Larceny	13	2	17	2	45	0	15	0	16	0	21	2
Motor Vehicle Theft	1	0	12	2	3	1	5	1	0	0	7	0
Counterfeiting/Forgery	3	0	5	0	1	0	2	0	3	0	2	0
Fraud	0	0	4	0	8	0	5	0	4	0	2	0
Embezzlement	0	0	0	0	3	0	1	0	2	0	2	0
Stolen Property	0	0	0	0	4	0	1	0	0	0	4	0
Vandalism	6	0	11	0	23	2	4	0	5	0	2	2
Drug/Narcotic Offenses	88	11	19	0	54	7	36	2	45	0	89	9
Sex Offenses, Nonforcible	1	0	0	0	0	0	0	0	0	0	2	0
Pornography	0	0	0	0	0	0	1	0	0	0	0	0
Gambling	0	0	0	0	0	0	0	0	0	0	0	0
Prostitution	0	0	0	0	0	0	0	0	0	0	0	0
Bribery	0	0	0	0	0	0	0	0	0	0	0	0
Weapon Law Violations	3	0	8	0	24	0	2	0	8	0	1	3
<b>TOTAL GROUP A</b>	<b>156</b>	<b>21</b>	<b>192</b>	<b>12</b>	<b>521</b>	<b>19</b>	<b>135</b>	<b>3</b>	<b>190</b>	<b>0</b>	<b>232</b>	<b>34</b>
Bad Checks	0	0	47	0	68	0	9	0	44	0	10	0
Curfew/Loitering/Vagrancy	0	0	0	0	0	0	0	0	0	0	0	15
Disorderly Conduct	6	2	0	3	14	0	3	0	5	0	10	8
Driving Under Influence	80	1	30	0	146	1	132	2	58	0	74	0
Drunkenness	72	1	59	0	75	0	3	0	35	0	20	2
Family Offenses, Nonforcible	0	0	3	0	10	0	0	0	0	0	3	0
Liquor Laws Violations	2	1	0	0	7	0	11	0	17	4	5	2
Peeping Tom	0	0	1	0	1	0	0	0	0	0	0	0
Runaway	0	0	0	0	0	0	0	0	0	0	0	0
Trespass of Real Property	3	2	13	0	49	0	8	1	17	0	12	2
Conspiracy	0	0	4	0	0	0	0	0	0	0	1	0
All Other (except Traffic)	72	3	159	2	481	9	49	5	129	0	87	6
<b>TOTAL GROUP B</b>	<b>235</b>	<b>10</b>	<b>316</b>	<b>5</b>	<b>851</b>	<b>10</b>	<b>215</b>	<b>8</b>	<b>305</b>	<b>4</b>	<b>222</b>	<b>35</b>
<b>GRAND TOTAL</b>	<b>391</b>	<b>31</b>	<b>508</b>	<b>17</b>	<b>1372</b>	<b>29</b>	<b>350</b>	<b>11</b>	<b>495</b>	<b>4</b>	<b>454</b>	<b>69</b>

# Adult and Juvenile Arrests By County, City and Other

ARRESTS BY OFFENSE	Prince William		Pulaski		Rappahannock		Richmond		Roanoke		Rockbridge	
	Adult	Juv	Adult	Juv	Adult	Juv	Adult	Juv	Adult	Juv	Adult	Juv
Murder	15	1	0	0	0	0	1	0	0	0	0	0
Manslaughter	0	0	0	0	0	0	0	0	0	0	0	0
Kidnaping	46	8	1	0	0	0	1	0	10	1	5	0
Sex Offenses, Forcible	45	21	7	0	1	0	0	0	14	1	2	0
Robbery	76	18	9	0	0	0	0	0	1	0	1	0
Aggravated Assault	167	42	28	6	1	0	15	0	20	3	6	0
Simple Assault/Intimidation	1144	322	189	20	17	0	19	1	302	20	54	13
Arson	5	2	2	0	0	0	0	0	1	0	0	0
Extortion/Blackmail	0	0	0	0	0	0	0	0	1	0	0	0
Burglary	103	91	33	6	0	0	0	0	22	0	11	0
Larceny	925	187	211	24	3	0	6	1	163	9	67	11
Motor Vehicle Theft	57	28	6	0	2	0	2	0	8	0	2	0
Counterfeiting/Forgery	99	5	30	0	0	0	0	0	18	0	1	0
Fraud	144	7	15	0	0	0	3	0	32	1	4	0
Embezzlement	102	12	5	0	0	0	0	0	16	0	3	0
Stolen Property	56	14	3	3	0	0	0	0	1	1	1	0
Vandalism	136	72	17	3	1	0	8	2	29	3	9	4
Drug/Narcotic Offenses	1269	177	171	7	3	0	15	1	293	11	55	8
Sex Offenses, Nonforcible	4	2	0	0	0	0	0	0	0	0	2	0
Pornography	0	2	0	0	0	0	0	0	1	0	0	0
Gambling	0	0	0	0	0	0	0	0	0	0	0	0
Prostitution	4	1	0	0	0	0	0	0	1	0	0	0
Bribery	1	0	0	0	0	0	0	0	1	0	0	0
Weapon Law Violations	88	56	16	4	1	0	1	0	23	0	4	2
<b>TOTAL GROUP A</b>	<b>4486</b>	<b>1068</b>	<b>743</b>	<b>73</b>	<b>29</b>	<b>0</b>	<b>71</b>	<b>5</b>	<b>957</b>	<b>50</b>	<b>227</b>	<b>38</b>
Bad Checks	11	0	411	0	0	0	44	0	12	0	27	0
Curfew/Loitering/Vagrancy	1	126	0	0	0	0	0	0	0	0	1	0
Disorderly Conduct	46	77	33	6	0	0	2	3	7	3	4	4
Driving Under Influence	1529	11	149	2	7	0	28	0	77	0	106	0
Drunkenness	390	31	285	0	6	0	20	0	42	0	69	0
Family Offenses, Nonforcible	10	0	1	0	2	0	4	0	0	1	1	0
Liquor Laws Violations	35	33	13	2	0	0	2	0	11	5	9	3
Peeping Tom	1	0	0	0	0	0	0	0	0	0	1	0
Runaway	0	807	0	0	0	0	0	0	0	0	0	0
Trespass of Real Property	35	15	67	3	2	0	4	0	20	0	12	0
Conspiracy	0	0	0	0	0	0	2	0	0	0	2	0
All Other (except Traffic)	778	147	2106	175	14	1	152	1	149	21	207	4
<b>TOTAL GROUP B</b>	<b>2836</b>	<b>1247</b>	<b>3065</b>	<b>188</b>	<b>31</b>	<b>1</b>	<b>258</b>	<b>4</b>	<b>318</b>	<b>30</b>	<b>439</b>	<b>11</b>
<b>GRAND TOTAL</b>	<b>7322</b>	<b>2315</b>	<b>3808</b>	<b>261</b>	<b>60</b>	<b>1</b>	<b>329</b>	<b>9</b>	<b>1275</b>	<b>80</b>	<b>666</b>	<b>49</b>

# Adult and Juvenile Arrests By County, City and Other

ARRESTS BY OFFENSE	Rockingham		Russell		Scott		Shenandoah		Smyth		Southampton	
	Adult	Juv	Adult	Juv	Adult	Juv	Adult	Juv	Adult	Juv	Adult	Juv
Murder	0	0	0	0	4	0	0	0	4	0	0	0
Manslaughter	0	0	1	0	0	0	0	0	0	0	0	0
Kidnaping	2	0	9	0	2	0	0	0	5	1	0	0
Sex Offenses, Forcible	5	0	5	0	3	0	1	1	15	2	2	0
Robbery	1	0	8	0	1	0	0	0	1	0	1	0
Aggravated Assault	9	1	32	2	24	1	7	0	23	1	2	0
Simple Assault/Intimidation	44	1	264	9	147	2	194	23	265	16	27	0
Arson	1	1	2	0	3	0	0	0	7	0	3	0
Extortion/Blackmail	0	0	0	0	1	0	0	0	1	0	0	0
Burglary	11	14	27	9	3	1	4	0	39	0	4	0
Larceny	24	3	93	1	47	2	40	9	123	5	12	0
Motor Vehicle Theft	1	0	11	0	11	0	0	0	11	1	2	0
Counterfeiting/Forgery	18	0	10	0	5	0	8	3	28	2	1	0
Fraud	20	1	8	0	8	0	6	0	10	0	1	0
Embezzlement	3	0	4	0	3	0	3	0	6	0	0	0
Stolen Property	2	0	3	0	4	0	3	0	5	0	0	0
Vandalism	13	4	18	2	21	2	13	5	40	0	1	0
Drug/Narcotic Offenses	138	4	43	1	31	3	171	20	115	7	20	1
Sex Offenses, Nonforcible	2	0	3	0	1	0	0	0	1	0	0	0
Pornography	0	0	0	0	0	0	1	0	1	0	0	0
Gambling	0	0	0	0	0	0	0	0	0	0	0	0
Prostitution	0	0	0	0	2	0	0	0	0	0	0	0
Bribery	0	0	0	0	0	0	0	0	0	0	0	0
Weapon Law Violations	7	0	9	1	19	0	12	1	15	3	11	0
<b>TOTAL GROUP A</b>	<b>301</b>	<b>29</b>	<b>550</b>	<b>25</b>	<b>340</b>	<b>11</b>	<b>463</b>	<b>62</b>	<b>715</b>	<b>38</b>	<b>87</b>	<b>1</b>
Bad Checks	169	2	20	0	27	0	124	0	69	0	14	0
Curfew/Loitering/Vagrancy	0	0	0	0	0	0	0	0	0	1	0	0
Disorderly Conduct	3	2	10	0	3	0	55	0	9	1	5	0
Driving Under Influence	235	1	98	0	68	1	127	1	106	4	62	1
Drunkenness	169	2	111	3	95	1	128	0	181	2	15	0
Family Offenses, Nonforcible	3	0	6	0	1	0	0	0	17	0	1	0
Liquor Laws Violations	25	7	4	4	2	1	64	16	23	10	1	0
Peeping Tom	0	0	0	0	0	0	0	0	0	0	0	0
Runaway	0	0	0	0	0	0	0	0	0	0	0	0
Trespass of Real Property	14	0	39	0	33	0	13	8	30	5	8	0
Conspiracy	0	0	5	0	1	0	0	0	3	1	0	0
All Other (except Traffic)	1104	100	310	19	189	0	1023	85	284	40	273	1
<b>TOTAL GROUP B</b>	<b>1722</b>	<b>114</b>	<b>603</b>	<b>26</b>	<b>419</b>	<b>3</b>	<b>1534</b>	<b>110</b>	<b>722</b>	<b>64</b>	<b>379</b>	<b>2</b>
<b>GRAND TOTAL</b>	<b>2023</b>	<b>143</b>	<b>1153</b>	<b>51</b>	<b>759</b>	<b>14</b>	<b>1997</b>	<b>172</b>	<b>1437</b>	<b>102</b>	<b>466</b>	<b>3</b>

# Adult and Juvenile Arrests By County, City and Other

ARRESTS BY OFFENSE	Spotsylvania		Stafford		Surry		Sussex		Tazewell		Warren	
	Adult	Juv	Adult	Juv	Adult	Juv	Adult	Juv	Adult	Juv	Adult	Juv
Murder	0	1	2	0	0	0	0	0	0	0	0	0
Manslaughter	0	0	1	0	0	0	0	0	0	0	0	0
Kidnaping	3	0	4	3	3	0	0	0	4	0	2	0
Sex Offenses, Forcible	31	5	19	6	2	0	1	1	6	0	4	0
Robbery	4	6	5	1	1	0	1	0	9	2	4	0
Aggravated Assault	37	15	24	9	9	0	8	0	29	2	9	0
Simple Assault/Intimidation	455	63	380	121	38	5	49	11	154	8	163	6
Arson	2	6	1	14	1	0	1	0	0	2	0	0
Extortion/Blackmail	0	0	0	0	0	0	0	0	0	0	0	0
Burglary	5	9	5	5	3	1	3	1	62	5	11	1
Larceny	189	17	106	43	8	0	12	2	252	27	54	2
Motor Vehicle Theft	1	0	13	5	0	0	10	2	16	0	6	1
Counterfeiting/Forgery	13	0	10	3	2	0	2	0	45	0	8	0
Fraud	39	0	22	1	1	0	3	1	37	0	3	0
Embezzlement	24	4	13	0	1	0	1	0	4	0	2	0
Stolen Property	6	0	7	1	1	0	1	0	7	0	3	0
Vandalism	25	14	40	15	2	0	4	0	31	2	17	0
Drug/Narcotic Offenses	512	35	329	56	13	0	45	4	156	11	120	2
Sex Offenses, Nonforcible	2	0	0	1	0	0	0	0	1	0	0	0
Pornography	0	0	0	0	0	0	1	0	1	0	0	0
Gambling	0	0	0	0	0	0	0	0	0	0	0	0
Prostitution	0	0	0	0	0	0	0	0	0	0	0	0
Bribery	0	0	0	0	0	0	0	0	0	0	0	0
Weapon Law Violations	17	10	27	15	3	0	7	0	31	1	8	0
<b>TOTAL GROUP A</b>	<b>1365</b>	<b>185</b>	<b>1008</b>	<b>299</b>	<b>88</b>	<b>6</b>	<b>149</b>	<b>22</b>	<b>845</b>	<b>60</b>	<b>414</b>	<b>12</b>
Bad Checks	82	0	112	0	3	0	2	0	4	0	40	0
Curfew/Loitering/Vagrancy	1	0	1	0	0	0	0	0	1	1	0	6
Disorderly Conduct	23	26	48	26	5	0	23	19	14	0	14	1
Driving Under Influence	246	1	492	2	23	0	88	1	208	4	179	1
Drunkenness	273	1	200	3	12	0	43	1	241	5	286	7
Family Offenses, Nonforcible	17	0	8	0	1	0	2	0	7	1	27	1
Liquor Laws Violations	42	13	60	28	3	1	16	0	40	15	22	8
Peeping Tom	1	0	0	0	0	0	0	0	0	0	0	0
Runaway	0	0	0	118	0	0	0	0	0	0	0	32
Trespass of Real Property	25	3	29	10	5	0	21	0	14	3	44	1
Conspiracy	0	0	2	0	0	0	1	0	1	0	5	0
All Other (except Traffic)	902	67	1622	116	70	2	156	11	194	17	471	28
<b>TOTAL GROUP B</b>	<b>1612</b>	<b>111</b>	<b>2574</b>	<b>303</b>	<b>122</b>	<b>3</b>	<b>352</b>	<b>32</b>	<b>724</b>	<b>46</b>	<b>188</b>	<b>85</b>
<b>GRAND TOTAL</b>	<b>2977</b>	<b>296</b>	<b>3582</b>	<b>602</b>	<b>210</b>	<b>9</b>	<b>501</b>	<b>54</b>	<b>1569</b>	<b>106</b>	<b>1502</b>	<b>97</b>

# Adult and Juvenile Arrests By County, City and Other

ARRESTS BY OFFENSE	Washington		Westmoreland		Wise		Wythe		York		Total County	
	Adult	Juv	Adult	Juv	Adult	Juv	Adult	Juv	Adult	Juv	Adult	Juv
Murder	2	0	0	0	2	1	1	0	1	0	111	6
Manslaughter	0	0	0	0	0	0	0	0	1	0	4	0
Kidnaping	5	0	7	1	8	0	3	0	6	1	350	38
Sex Offenses, Forcible	5	0	6	0	4	2	6	2	7	3	549	139
Robbery	4	2	0	0	1	0	2	1	18	1	538	125
Aggravated Assault	43	4	7	1	34	2	13	6	5	4	25	355
Simple Assault/Intimidation	241	8	84	2	375	23	72	11	136	22	15390	3002
Arson	0	1	0	0	6	0	0	0	2	0	97	115
Extortion/Blackmail	0	0	2	0	0	0	0	0	0	0	16	0
Burglary	29	5	2	2	26	11	14	0	60	22	1577	618
Larceny	197	17	11	0	184	13	97	2	129	34	8927	2331
Motor Vehicle Theft	8	0	0	1	11	0	4	1	5	0	533	143
Counterfeiting/Forgery	109	0	0	0	15	0	12	0	5	0	1301	47
Fraud	63	0	2	0	12	0	4	0	12	0	1672	68
Embezzlement	6	0	1	0	5	0	4	0	29	0	768	44
Stolen Property	9	2	3	0	11	3	13	0	4	1	376	75
Vandalism	33	9	7	0	51	4	15	2	12	3	1676	849
Drug/Narcotic Offenses	167	11	28	1	110	18	226	9	255	23	12167	1443
Sex Offenses, Nonforcible	0	0	0	0	1	0	1	0	1	0	74	13
Pornography	0	0	0	0	0	0	0	0	1	0	38	2
Gambling	0	0	0	0	0	0	0	0	0	0	26	0
Prostitution	0	0	0	0	0	0	0	0	1	1	86	2
Bribery	1	0	0	0	1	0	0	0	0	0	6	1
Weapon Law Violations	12	0	8	2	26	4	21	0	9	3	1340	351
<b>TOTAL GROUP A</b>	<b>934</b>	<b>59</b>	<b>168</b>	<b>10</b>	<b>883</b>	<b>81</b>	<b>508</b>	<b>34</b>	<b>699</b>	<b>118</b>	<b>49627</b>	<b>9767</b>
Bad Checks	65	1	33	0	85	0	62	0	4	0	4307	5
Curfew/Loitering/Vagrancy	0	0	0	0	0	0	0	0	0	0	31	691
Disorderly Conduct	11	0	12	3	28	14	12	1	8	3	1743	1081
Driving Under Influence	132	1	73	0	281	1	117	1	180	0	15531	121
Drunkenness	204	2	29	0	548	2	161	1	79	1	10887	121
Family Offenses, Nonforcible	7	0	4	0	2	0	2	0	3	0	459	10
Liquor Laws Violations	12	4	4	1	50	4	10	1	13	6	2127	764
Peeping Tom	0	0	0	0	0	0	1	0	0	0	39	1
Runaway	0	0	0	0	0	0	0	2	0	0	1	2666
Trespass of Real Property	36	0	12	0	63	0	29	2	8	5	2403	424
Conspiracy	2	2	1	1	4	0	43	0	0	0	138	12
All Other (except Traffic)	319	127	172	6	952	19	403	6	36	9	38225	2791
<b>TOTAL GROUP B</b>	<b>788</b>	<b>137</b>	<b>340</b>	<b>11</b>	<b>2013</b>	<b>40</b>	<b>840</b>	<b>14</b>	<b>331</b>	<b>24</b>	<b>75891</b>	<b>8687</b>
<b>GRAND TOTAL</b>	<b>1722</b>	<b>196</b>	<b>508</b>	<b>21</b>	<b>2896</b>	<b>121</b>	<b>1348</b>	<b>48</b>	<b>1030</b>	<b>142</b>	<b>125518</b>	<b>18454</b>

# Adult and Juvenile Arrests By County, City and Other

ARRESTS BY OFFENSE	Alexandria		Bedford		Bristol		Buena Vista		Charlottesville		Chesapeake	
	Adult	Juv	Adult	Juv	Adult	Juv	Adult	Juv	Adult	Juv	Adult	Juv
Murder	2	0	3	0	2	0	1	0	1	0	5	0
Manslaughter	0	0	0	0	0	0	0	0	0	0	0	0
Kidnaping	4	1	3	0	3	0	0	0	7	0	23	3
Sex Offenses, Forcible	8	0	4	0	12	3	1	0	10	1	25	1
Robbery	33	24	4	1	6	0	0	0	13	2	46	8
Aggravated Assault	75	34	5	0	40	2	5	0	27	5	180	30
Simple Assault/Intimidation	416	100	73	15	152	3	18	0	277	13	1225	61
Arson	0	0	0	0	4	0	1	0	0	0	1	0
Extortion/Blackmail	0	0	0	0	0	0	0	0	0	0	0	0
Burglary	27	12	4	0	29	1	0	0	12	1	106	25
Larceny	357	113	13	10	133	16	5	2	100	20	702	43
Motor Vehicle Theft	13	11	1	0	5	0	0	0	1	0	32	9
Counterfeiting/Forgery	21	0	11	0	30	0	1	0	11	1	62	0
Fraud	53	5	20	0	17	0	1	0	22	1	107	1
Embezzlement	48	8	1	0	13	0	1	0	4	0	52	1
Stolen Property	13	3	0	0	3	0	0	0	7	0	57	5
Vandalism	25	17	13	3	20	1	1	1	35	3	8	2
Drug/Narcotic Offenses	217	33	123	8	129	3	0	0	141	22	1279	100
Sex Offenses, Nonforcible	0	0	0	0	0	0	0	0	0	0	0	0
Pornography	0	0	0	0	0	0	0	0	0	0	1	0
Gambling	7	4	0	0	0	0	0	0	0	0	2	0
Prostitution	14	0	0	0	0	0	0	0	1	0	11	0
Bribery	1	0	0	0	0	0	0	0	0	0	1	0
Weapon Law Violations	26	18	14	0	17	0	1	0	15	5	109	12
<b>TOTAL GROUP A</b>	<b>1360</b>	<b>383</b>	<b>292</b>	<b>37</b>	<b>615</b>	<b>29</b>	<b>36</b>	<b>3</b>	<b>684</b>	<b>74</b>	<b>434</b>	<b>301</b>
Bad Checks	23	0	112	0	10	0	4	0	339	0	89	0
Curfew/Loitering/Vagrancy	21	0	0	5	0	0	0	0	0	11	6	82
Disorderly Conduct	123	8	11	6	15	0	7	0	57	4	87	22
Driving Under Influence	397	1	106	3	120	0	35	0	184	1	14	5
Drunkenness	841	2	80	0	404	1	36	1	504	0	562	1
Family Offenses, Nonforcible	3	0	2	0	10	1	1	0	2	0	24	1
Liquor Laws Violations	642	42	49	7	33	12	0	1	84	5	152	39
Peeping Tom	4	0	1	0	0	0	0	0	1	0	1	0
Runaway	0	182	0	0	0	0	0	0	0	30	0	466
Trespass of Real Property	252	12	57	2	41	2	3	0	195	4	269	18
Conspiracy	0	0	0	0	3	0	0	0	0	0	6	0
All Other (except Traffic)	416	40	144	29	765	30	43	5	895	30	2286	188
<b>TOTAL GROUP B</b>	<b>2722</b>	<b>287</b>	<b>562</b>	<b>52</b>	<b>1401</b>	<b>46</b>	<b>129</b>	<b>7</b>	<b>2261</b>	<b>85</b>	<b>4486</b>	<b>822</b>
<b>GRAND TOTAL</b>	<b>4082</b>	<b>670</b>	<b>854</b>	<b>89</b>	<b>2016</b>	<b>75</b>	<b>165</b>	<b>10</b>	<b>2945</b>	<b>159</b>	<b>8520</b>	<b>1123</b>



# Adult and Juvenile Arrests By County, City and Other

ARRESTS BY OFFENSE	Colonial Heights		Covington		Danville		Emporia		Fairfax		Falls Church	
	Adult	Juv	Adult	Juv	Adult	Juv	Adult	Juv	Adult	Juv	Adult	Juv
Murder	0	0	0	0	5	0	0	0	0	0	0	0
Manslaughter	0	0	0	0	0	0	0	0	0	0	0	0
Kidnaping	0	1	1	0	2	0	0	0	0	0	1	0
Sex Offenses, Forcible	2	0	1	0	4	0	0	0	0	0	0	0
Robbery	2	3	0	0	13	0	9	3	0	0	2	0
Aggravated Assault	15	6	9	0	22	1	10	4	0	0	4	0
Simple Assault/Intimidation	135	45	35	1	453	0	70	8	0	0	22	2
Arson	1	12	0	0	1	0	0	0	0	0	2	0
Extortion/Blackmail	0	0	0	0	0	0	0	0	0	0	0	0
Burglary	8	8	2	3	6	0	7	7	0	0	8	0
Larceny	280	179	21	16	204	1	47	29	1	0	34	0
Motor Vehicle Theft	4	2	1	0	7	0	5	0	0	0	0	0
Counterfeiting/Forgery	17	0	0	0	9	0	8	0	0	0	6	0
Fraud	25	0	3	0	30	0	9	0	0	0	12	0
Embezzlement	31	1	0	0	8	0	5	0	0	0	0	0
Stolen Property	6	1	0	0	2	0	1	0	0	0	0	0
Vandalism	15	34	1	1	38	0	4	2	0	0	5	0
Drug/Narcotic Offenses	156	28	12	2	173	1	44	0	0	0	32	4
Sex Offenses, Nonforcible	1	0	0	0	1	0	1	0	0	0	0	0
Pornography	0	0	0	0	1	0	0	0	0	0	0	0
Gambling	0	0	0	0	1	0	0	2	0	0	2	0
Prostitution	0	0	0	0	5	0	1	0	0	0	0	0
Bribery	0	0	0	0	0	0	0	0	0	0	0	0
Weapon Law Violations	15	10	2	1	58	1	8	0	0	0	6	1
TOTAL GROUP A	713	330	88	24	1043	4	229	55	1	0	136	7
Bad Checks	44	0	0	0	172	0	47	0	0	0	1	0
Curfew/Loitering/Vagrancy	0	44	0	0	0	53	0	36	0	0	0	0
Disorderly Conduct	16	25	7	0	79	29	10	3	0	0	16	0
Driving Under Influence	91	2	22	1	173	2	75	0	0	0	61	0
Drunkenness	59	1	59	0	452	3	75	2	0	0	102	10
Family Offenses, Nonforcible	26	1	0	0	2	1	1	0	0	0	0	0
Liquor Laws Violations	23	24	23	22	23	7	2	3	0	0	39	21
Peeping Tom	0	0	0	0	1	0	0	0	0	0	0	0
Runaway	0	39	0	0	0	0	0	2	0	0	0	1
Trespass of Real Property	26	15	2	2	178	12	25	5	0	0	35	1
Conspiracy	0	0	0	0	0	0	2	0	0	0	0	0
All Other (except Traffic)	827	52	40	4	1998	90	340	31	0	0	131	7
TOTAL GROUP B	1112	203	153	29	3078	197	577	82	0	0	385	40
GRAND TOTAL	1825	533	241	53	4121	201	806	137	1	0	521	47

# Adult and Juvenile Arrests By County, City and Other

ARRESTS BY OFFENSE	Franklin		Fredericksburg		Galax		Hampton		Harrisonburg		Hopewell	
	Adult	Juv	Adult	Juv	Adult	Juv	Adult	Juv	Adult	Juv	Adult	Juv
Murder	1	0	2	0	0	0	10	1	1	0	0	0
Manslaughter	0	0	0	0	0	0	0	0	0	0	0	0
Kidnaping	1	0	13	1	0	0	41	2	8	0	12	0
Sex Offenses, Forcible	1	1	12	1	2	1	24	6	9	1	14	0
Robbery	19	5	13	4	0	0	48	31	23	2	7	0
Aggravated Assault	14	2	34	3	13	0	133	25	21	1	30	1
Simple Assault/Intimidation	92	0	210	3	65	4	794	102	155	12	226	2
Arson	0	0	1	0	0	0	7	0	0	0	0	0
Extortion/Blackmail	0	0	0	0	0	0	0	0	1	0	0	0
Burglary	2	0	13	0	8	1	114	40	15	3	24	1
Larceny	32	6	234	29	60	11	586	225	123	7	52	1
Motor Vehicle Theft	2	2	1	0	3	0	28	20	4	0	0	0
Counterfeiting/Forgery	15	0	12	0	10	0	61	2	18	0	2	0
Fraud	3	0	15	0	12	0	73	3	52	1	6	1
Embezzlement	4	0	29	3	0	0	53	1	13	0	2	0
Stolen Property	1	0	10	0	2	0	31	13	6	0	9	0
Vandalism	17	0	27	0	2	4	42	17	29	7	27	0
Drug/Narcotic Offenses	57	1	383	13	76	5	854	83	267	13	138	2
Sex Offenses, Nonforcible	1	0	0	0	0	0	4	0	0	0	2	0
Pornography	0	0	1	0	0	0	4	0	0	0	0	0
Gambling	0	0	0	0	0	0	0	0	0	0	0	1
Prostitution	0	0	23	0	0	0	8	0	5	0	1	0
Bribery	0	0	0	0	0	0	0	0	0	0	0	0
Weapon Law Violations	5	3	18	1	6	1	143	28	33	1	16	0
TOTAL GROUP A	267	20	1051	58	259	27	3058	599	783	48	568	9
Bad Checks	9	0	35	0	61	2	20	0	260	0	20	0
Curfew/Loitering/Vagrancy	0	19	0	0	0	2	0	389	0	0	0	50
Disorderly Conduct	7	0	62	2	16	1	10	11	41	0	38	1
Driving Under Influence	22	0	197	0	92	0	694	3	260	0	35	0
Drunkenness	25	0	511	4	143	4	976	5	139	0	91	1
Family Offenses, Nonforcible	1	0	12	0	2	0	54	0	5	0	2	0
Liquor Laws Violations	11	2	88	2	12	4	43	24	321	0	9	1
Peeping Tom	0	0	1	0	0	0	4	0	1	0	0	0
Runaway	0	0	0	0	0	0	0	425	0	0	0	0
Trespass of Real Property	38	6	88	1	19	0	257	53	53	0	69	11
Conspiracy	0	0	0	0	0	0	0	0	0	0	0	0
All Other (except Traffic)	113	1	681	36	42	1	3892	145	1974	7	411	14
TOTAL GROUP B	226	28	1675	45	387	14	5950	1055	3054	7	675	78
GRAND TOTAL	493	48	2726	103	646	41	9008	1654	3837	55	1243	87

# Adult and Juvenile Arrests By County, City and Other

ARRESTS BY OFFENSE	Lexington		Lynchburg		Manassas		Manassas Park		Martinsville		Newport News	
	Adult	Juv	Adult	Juv	Adult	Juv	Adult	Juv	Adult	Juv	Adult	Juv
Murder	0	0	4	1	0	0	0	0	0	0	14	1
Manslaughter	0	0	0	0	0	0	0	0	0	0	0	0
Kidnaping	0	0	22	5	1	0	2	0	2	0	28	1
Sex Offenses, Forcible	1	0	6	1	7	1	2	1	3	3	41	19
Robbery	5	0	16	3	13	0	0	0	8	0	112	55
Aggravated Assault	1	0	36	3	38	0	1	1	11	7	249	67
Simple Assault/Intimidation	19	1	686	17	150	3	32	2	169	44	1441	307
Arson	1	0	1	0	0	0	0	0	3	0	3	13
Extortion/Blackmail	0	0	0	0	0	0	0	0	0	0	0	0
Burglary	2	1	33	2	5	0	0	0	10	5	137	90
Larceny	13	1	411	80	62	0	3	0	117	11	526	307
Motor Vehicle Theft	1	2	0	0	5	1	0	0	4	0	47	53
Counterfeiting/Forgery	0	0	30	0	8	0	0	0	24	4	70	6
Fraud	2	0	64	1	29	0	2	0	15	0	93	3
Embezzlement	2	0	14	1	8	0	1	0	7	1	46	6
Stolen Property	0	0	12	1	1	0	0	0	1	0	38	11
Vandalism	4	0	44	4	5	1	3	1	30	16	129	122
Drug/Narcotic Offenses	15	1	583	46	163	0	22	4	64	9	1937	187
Sex Offenses, Nonforcible	0	0	5	0	1	0	0	0	0	0	6	2
Pornography	0	0	2	0	0	0	0	0	0	0	2	0
Gambling	0	0	4	1	0	0	0	0	0	0	13	2
Prostitution	0	0	11	0	5	0	0	0	0	0	149	0
Bribery	0	0	0	0	0	0	0	0	1	0	0	0
Weapon Law Violations	4	0	45	4	27	0	6	1	15	1	227	75
<b>TOTAL GROUP A</b>	<b>70</b>	<b>6</b>	<b>2029</b>	<b>170</b>	<b>528</b>	<b>6</b>	<b>74</b>	<b>10</b>	<b>484</b>	<b>101</b>	<b>5308</b>	<b>1327</b>
Bad Checks	1	0	184	0	29	0	0	0	26	0	1	0
Curfew/Loitering/Vagrancy	0	0	5	2	0	0	0	2	0	0	4	221
Disorderly Conduct	1	0	97	23	41	15	5	0	41	30	24	47
Driving Under Influence	56	1	256	0	198	2	61	0	73	1	291	4
Drunkenness	83	0	425	1	518	0	39	2	119	3	944	3
Family Offenses, Nonforcible	0	0	9	0	0	0	1	0	3	0	192	6
Liquor Laws Violations	15	1	215	10	71	25	5	1	12	3	82	22
Peeping Tom	1	0	0	0	0	0	2	0	0	0	6	0
Runaway	0	0	0	51	0	1	0	2	0	0	0	426
Trespass of Real Property	5	2	277	8	47	10	4	0	23	4	201	204
Conspiracy	0	0	0	0	0	0	0	0	0	0	0	0
All Other (except Traffic)	9	0	1840	66	597	29	103	16	604	76	483	454
<b>TOTAL GROUP B</b>	<b>171</b>	<b>4</b>	<b>3308</b>	<b>161</b>	<b>1501</b>	<b>82</b>	<b>220</b>	<b>23</b>	<b>901</b>	<b>117</b>	<b>2228</b>	<b>1387</b>
<b>GRAND TOTAL</b>	<b>241</b>	<b>10</b>	<b>5337</b>	<b>331</b>	<b>2029</b>	<b>88</b>	<b>294</b>	<b>33</b>	<b>1385</b>	<b>218</b>	<b>7536</b>	<b>2714</b>

# Adult and Juvenile Arrests By County, City and Other

ARRESTS BY OFFENSE	Norfolk		Norton		Petersburg		Poquoson		Portsmouth		Radford	
	Adult	Juv	Adult	Juv	Adult	Juv	Adult	Juv	Adult	Juv	Adult	Juv
Murder	44	3	0	0	8	1	0	0	9	0	0	0
Manslaughter	0	0	0	0	1	0	0	0	1	0	0	0
Kidnaping	58	3	4	0	23	0	1	0	42	1	3	0
Sex Offenses, Forcible	47	11	1	0	10	1	0	0	19	3	8	0
Robbery	80	54	0	0	28	21	0	0	35	9	2	2
Aggravated Assault	94	9	4	0	96	14	0	0	115	7	18	1
Simple Assault/Intimidation	1008	46	36	2	576	44	23	6	985	52	124	4
Arson	4	0	0	0	3	1	0	0	2	1	1	0
Extortion/Blackmail	1	0	0	0	0	0	0	0	0	0	0	0
Burglary	70	54	2	2	55	40	0	0	61	18	12	0
Larceny	801	138	74	8	223	34	12	6	307	19	42	0
Motor Vehicle Theft	15	14	2	0	12	5	1	0	13	0	7	1
Counterfeiting/Forgery	63	0	3	0	50	3	2	0	29	0	3	0
Fraud	201	2	1	0	23	1	6	0	56	0	16	0
Embezzlement	46	1	1	0	35	0	1	0	13	1	3	0
Stolen Property	87	7	0	0	33	16	0	0	37	0	3	0
Vandalism	77	14	7	0	63	22	1	15	77	2	17	0
Drug/Narcotic Offenses	988	34	14	2	259	18	35	5	1018	15	141	3
Sex Offenses, Nonforcible	7	0	0	0	3	0	0	0	4	0	1	0
Pornography	2	0	0	0	0	0	0	0	0	0	0	0
Gambling	1	0	1	0	0	0	0	0	3	0	0	0
Prostitution	148	0	0	0	0	0	0	0	49	0	0	0
Bribery	0	0	0	0	0	0	0	0	0	0	0	0
Weapon Law Violations	176	15	4	0	71	5	4	0	91	7	11	0
<b>TOTAL GROUP A</b>	<b>4018</b>	<b>405</b>	<b>154</b>	<b>14</b>	<b>1572</b>	<b>226</b>	<b>86</b>	<b>32</b>	<b>2966</b>	<b>135</b>	<b>412</b>	<b>11</b>
Bad Checks	84	0	0	0	14	0	1	0	16	0	0	0
Curfew/Loitering/Vagrancy	0	0	0	0	0	34	0	5	0	23	0	0
Disorderly Conduct	955	118	1	0	142	7	0	1	82	7	26	1
Driving Under Influence	515	0	106	3	96	1	27	0	168	0	125	1
Drunkenness	1508	10	145	1	130	0	32	0	469	0	117	1
Family Offenses, Nonforcible	173	0	1	0	9	0	0	0	61	0	4	0
Liquor Laws Violations	577	26	39	3	33	2	26	12	40	5	534	15
Peeping Tom	4	0	0	0	0	0	0	0	0	0	0	0
Runaway	1	113	0	0	0	5	0	0	0	0	0	0
Trespass of Real Property	695	36	14	0	144	13	3	2	620	12	26	0
Conspiracy	0	0	0	0	0	0	0	0	0	0	0	0
All Other (except Traffic)	5922	1387	112	2	1655	53	22	1	3317	22	65	2
<b>TOTAL GROUP B</b>	<b>10434</b>	<b>1690</b>	<b>418</b>	<b>9</b>	<b>2223</b>	<b>115</b>	<b>111</b>	<b>21</b>	<b>4773</b>	<b>69</b>	<b>897</b>	<b>20</b>
<b>GRAND TOTAL</b>	<b>14452</b>	<b>2095</b>	<b>572</b>	<b>23</b>	<b>3795</b>	<b>341</b>	<b>197</b>	<b>53</b>	<b>7739</b>	<b>204</b>	<b>1309</b>	<b>31</b>

# Adult and Juvenile Arrests By County, City and Other

ARRESTS BY OFFENSE	Richmond		Roanoke		Salem		Staunton		Suffolk		Virginia Beach	
	Adult	Juv	Adult	Juv	Adult	Juv	Adult	Juv	Adult	Juv	Adult	Juv
Murder	60	0	9	0	0	0	0	1	4	0	18	4
Manslaughter	0	0	0	0	0	0	0	0	2	0	0	0
Kidnaping	63	0	19	0	6	3	2	0	19	1	38	0
Sex Offenses, Forcible	46	5	26	2	13	0	2	1	15	1	66	18
Robbery	166	7	33	13	10	0	1	1	13	0	85	61
Aggravated Assault	331	18	220	38	8	1	6	2	46	4	97	20
Simple Assault/Intimidation	1325	306	932	139	144	17	47	30	448	5	2200	643
Arson	5	4	3	4	0	0	0	0	1	0	18	15
Extortion/Blackmail	2	5	0	0	0	0	0	0	0	0	0	8
Burglary	139	28	79	51	48	8	4	3	26	4	162	92
Larceny	541	83	589	177	90	14	42	37	172	6	963	461
Motor Vehicle Theft	105	28	67	23	18	6	0	0	0	0	72	26
Counterfeiting/Forgery	52	1	73	0	58	1	6	1	14	1	99	5
Fraud	151	4	97	1	37	1	3	1	39	0	157	2
Embezzlement	17	0	56	0	6	1	2	0	9	0	110	4
Stolen Property	29	1	3	0	1	0	1	0	12	2	32	12
Vandalism	129	37	80	28	13	11	6	12	38	0	181	133
Drug/Narcotic Offenses	1948	85	869	72	178	10	65	13	178	6	1757	244
Sex Offenses, Nonforcible	4	1	3	0	0	0	0	0	1	0	12	1
Pornography	0	0	0	0	0	0	0	0	1	0	9	0
Gambling	0	1	0	0	0	0	0	0	0	0	0	0
Prostitution	95	0	123	0	1	0	0	0	1	0	42	0
Bribery	2	0	1	0	0	0	0	0	0	0	0	0
Weapon Law Violations	170	13	90	12	19	3	4	15	50	7	287	118
<b>TOTAL GROUP A</b>	<b>5380</b>	<b>627</b>	<b>3372</b>	<b>560</b>	<b>650</b>	<b>76</b>	<b>191</b>	<b>117</b>	<b>1089</b>	<b>37</b>	<b>6405</b>	<b>1867</b>
Bad Checks	38	0	14	0	12	0	10	0	27	0	206	0
Curfew/Loitering/Vagrancy	0	27	5	3	0	1	0	0	0	165	46	832
Disorderly Conduct	142	84	52	121	24	12	2	13	59	6	812	216
Driving Under Influence	217	0	271	0	90	0	19	1	221	1	1904	9
Drunkenness	621	4	1545	0	163	0	36	0	89	1	3141	31
Family Offenses, Nonforcible	195	0	20	0	5	0	0	0	48	0	40	0
Liquor Laws Violations	32	2	104	2	20	8	14	8	26	10	738	244
Peeping Tom	2	0	0	0	0	0	0	0	0	0	5	0
Runaway	0	1	0	9	0	2	0	0	0	0	0	1
Trespass of Real Property	583	37	284	26	17	2	11	1	101	9	505	115
Conspiracy	0	0	1	0	0	0	0	0	0	0	1	0
All Other (except Traffic)	4047	36	799	98	539	28	229	18	1047	13	8280	659
<b>TOTAL GROUP B</b>	<b>5877</b>	<b>191</b>	<b>3095</b>	<b>259</b>	<b>870</b>	<b>53</b>	<b>321</b>	<b>41</b>	<b>1618</b>	<b>205</b>	<b>15678</b>	<b>2107</b>
<b>GRAND TOTAL</b>	<b>11257</b>	<b>818</b>	<b>6467</b>	<b>819</b>	<b>1520</b>	<b>129</b>	<b>512</b>	<b>158</b>	<b>2707</b>	<b>242</b>	<b>22083</b>	<b>3974</b>

# Adult and Juvenile Arrests By County, City and Other

ARRESTS BY OFFENSE	Waynesboro		Williamsburg		Winchester		Total City	
	Adult	Juv	Adult	Juv	Adult	Juv	Adult	Juv
Murder	2	0	1	0	1	0	207	12
Manslaughter	0	0	0	0	0	0	4	0
Kidnaping	4	0	2	0	2	0	460	22
Sex Offenses, Forcible	11	1	3	1	4	1	460	85
Robbery	3	3	7	0	6	1	861	313
Aggravated Assault	38	6	3	4	25	1	2074	317
Simple Assault/Intimidation	226	28	92	14	234	57	15315	2138
Arson	2	7	0	0	0	0	65	57
Extortion/Blackmail	0	0	0	0	0	0	4	13
Burglary	14	7	3	0	10	1	1257	508
Larceny	183	24	34	6	214	124	8403	2244
Motor Vehicle Theft	11	4	6	1	0	0	493	208
Counterfeiting/Forgery	49	3	4	0	14	0	945	28
Fraud	21	1	15	1	28	0	1516	30
Embezzlement	11	0	7	0	19	3	678	32
Stolen Property	4	0	0	0	8	7	450	79
Vandalism	49	10	10	0	13	17	1285	537
Drug/Narcotic Offenses	149	13	112	2	357	26	14933	1113
Sex Offenses, Nonforcible	0	0	2	0	1	0	60	4
Pornography	0	0	0	0	0	0	23	0
Gambling	0	0	0	0	0	0	34	11
Prostitution	0	0	0	0	0	0	693	0
Bribery	0	0	0	0	0	0	6	0
Weapon Law Violations	17	2	10	3	19	4	1839	367
<b>TOTAL GROUP A</b>	<b>794</b>	<b>109</b>	<b>311</b>	<b>32</b>	<b>955</b>	<b>242</b>	<b>52065</b>	<b>8118</b>
Bad Checks	27	0	0	0	80	0	2016	2
Curfew/Loitering/Vagrancy	0	0	0	0	0	3	87	2009
Disorderly Conduct	33	7	1	0	24	2	3166	822
Driving Under Influence	122	0	105	1	183	1	8672	44
Drunkenness	160	3	138	1	85	5	15566	101
Family Offenses, Nonforcible	5	0	0	0	42	0	955	10
Liquor Laws Violations	29	19	67	7	38	12	4271	653
Peeping Tom	0	0	0	0	1	0	35	0
Runaway	0	57	0	0	0	10	1	1823
Trespass of Real Property	25	3	12	0	34	4	5238	632
Conspiracy	0	0	0	0	0	0	13	0
All Other (except Traffic)	640	28	57	3	784	22	46149	3723
<b>TOTAL GROUP B</b>	<b>1041</b>	<b>117</b>	<b>380</b>	<b>12</b>	<b>1271</b>	<b>59</b>	<b>86169</b>	<b>9819</b>
<b>GRAND TOTAL</b>	<b>1835</b>	<b>226</b>	<b>691</b>	<b>44</b>	<b>2226</b>	<b>301</b>	<b>138234</b>	<b>17937</b>

# Adult and Juvenile Arrests By County, City and Other

ARRESTS BY OFFENSE	College/Univ		Other Agency		Total Other		Total State	
	Adult	Juv	Adult	Juv	Adult	Juv	Adult	Juv
Murder	1	0	0	0	1	0	319	18
Manslaughter	0	0	0	0	0	0	8	0
Kidnaping	2	0	0	0	2	0	812	60
Sex Offenses, Forcible	6	3	0	0	6	3	1015	227
Robbery	3	0	0	0	3	0	1402	438
Aggravated Assault	9	1	2	1	11	2	4090	674
Simple Assault/Intimidation	70	6	21	1	91	7	30796	5147
Arson	1	0	0	0	1	0	163	172
Extortion/Blackmail	0	0	0	0	0	0	20	13
Burglary	4	0	0	0	4	0	2838	1126
Larceny	45	6	33	1	78	7	17408	4582
Motor Vehicle Theft	0	2	10	0	10	2	1036	353
Counterfeiting/Forgery	18	0	27	0	45	0	2291	75
Fraud	12	0	46	0	58	0	3246	98
Embezzlement	8	0	19	0	27	0	1473	76
Stolen Property	12	1	1	0	13	1	839	155
Vandalism	16	4	0	0	16	4	2977	1390
Drug/Narcotic Offenses	274	13	124	7	398	20	27498	2576
Sex Offenses, Nonforcible	0	0	0	0	0	0	134	17
Pornography	2	0	1	0	3	0	64	2
Gambling	0	0	1	0	1	0	61	11
Prostitution	0	0	1	0	1	0	780	2
Bribery	0	0	0	0	0	0	12	1
Weapon Law Violations	18	0	87	6	105	6	3284	724
<b>TOTAL GROUP A</b>	<b>501</b>	<b>36</b>	<b>373</b>	<b>16</b>	<b>874</b>	<b>52</b>	<b>102566</b>	<b>17937</b>
Bad Checks	1	0	2	0	3	0	6326	7
Curfew/Loitering/Vagrancy	0	1	0	0	0	1	118	2701
Disorderly Conduct	67	2	21	1	88	3	4997	1906
Driving Under Influence	358	4	119	0	477	4	24680	169
Drunkenness	676	1	189	0	865	1	27318	223
Family Offenses, Nonforcible	2	0	3	0	5	0	1419	20
Liquor Laws Violations	995	22	1496	85	2491	107	18889	1524
Peeping Tom	1	0	0	0	1	0	75	1
Runaway	0	1	0	0	0	1	2	4490
Trespass of Real Property	175	1	19	1	194	2	7835	1058
Conspiracy	0	0	0	0	0	0	151	12
All Other (except Traffic)	526	4	699	40	1225	44	85599	6558
<b>TOTAL GROUP B</b>	<b>2801</b>	<b>36</b>	<b>2548</b>	<b>127</b>	<b>5349</b>	<b>163</b>	<b>167409</b>	<b>18669</b>
<b>GRAND TOTAL</b>	<b>3302</b>	<b>72</b>	<b>2921</b>	<b>143</b>	<b>6223</b>	<b>215</b>	<b>269975</b>	<b>36606</b>

