

CRIME IN VIRGINIA

2013



Compiled By
Uniform Crime Reporting Section
Department of State Police

CRIME IN VIRGINIA



JANUARY-DECEMBER, 2013

Virginia Uniform Crime Reporting Program

DEPARTMENT OF STATE POLICE
Colonel W. Steven Flaherty
Superintendent
RICHMOND

Foreword

Crime is of great concern to all citizens of Virginia. By use of crime statistics, criminal justice agencies can make an informed decision concerning the most efficient and effective manner in which to dedicate their limited resources toward the reduction of crime in their communities. The Uniform Crime Reporting (UCR) Program is a system of collecting and analyzing crime statistics gathered on selected crimes by participating law enforcement agencies throughout the Commonwealth. We acknowledge the efforts made by these agencies in making this report accurate and concise.

All information in this report uses an incident based reporting format. The Incident Based Reporting (IBR) central repository went into production in January 1994. At that time all contributing agencies were given five years to convert their summary system into an incident based system. All agencies have now completed this process and we are no longer accepting summary hard copy reports. In the section, "Group A Offenses By Contributing Agencies," if the agency did not submit an entire year of data, the footnote beside the agency's name represents the number of months of submission. The statewide population for this publication (8,260,405) is a 2013 provisional estimate provided by the Weldon Cooper Center For Public Service, University of Virginia.

In accordance with the *Code of Virginia*, the Department of State Police, as the central repository, collects crime information from participating agencies. The most accurate information available in Virginia is used to generate the statistics contained in this annual report. IBR statistics were originally for police agencies only, but community concern has generated a use by both public and private sources. This use increases yearly. The IBR information has become the primary vehicle used to evaluate levels of criminal activity in jurisdictions throughout Virginia.

The participation and cooperation of all agencies making this publication possible is sincerely appreciated. The quality of the program continues to be maintained through their cooperative efforts.

Colonel W. Steven Flaherty
Superintendent

Dedication

This publication is dedicated to the memory of the following law enforcement officers who died while performing their duties during 2013.

Deputy Sheriff Billy Ray Grimsley

Portsmouth Sheriff's Office

Age: 59

Employed: 14 years

Master Trooper Junius A. Walker

Virginia State Police

Age: 63

Employed: 40 years

2013

Facts At A Glance

- There were 456,160 Group A Offenses reported by the contributing agencies. (Page 8)
- The total number of incidents of crime was 403,314 and the month of August had the greatest number reported. (Page 7)
- Of the 17,229 violent crimes reported, 50% occurred in the residence/home. (Page 46)
- There were 4,888 victims of the 4,590 forcible sex offenses reported by the contributing agencies; 85.2% of the victims were female. (Pages 14 & 15)
- The theft of money accounted for a property loss of \$55,846,134. (Page 60)
- Firearms represented 20% of all known weapons used in aggravated assaults. Of all victims of aggravated assault, 68.3% had some type of injury. (Page 47)
- There was a total value loss of \$53,987,988 related to 8,063 completed motor vehicle offenses. (Page 61)
- There were 139,765 Group A arrests reported by the contributing agencies and 185,739 Group B arrests reported. (Pages 74 & 75)
- There were 1,385 assaults on officers reported in Virginia. Just over one-quarter (28.7%) involved some type of injury to the officer. (Page 56)
- Of the 123 hate crime offenses reported, 43.9% of these were assault offenses and 47.2% were vandalism/damage of property offenses. (Page 52)

Clearance Rates:

This report no longer contains clearance rates. The IBR system does not accurately reflect the volume of clearances each department produces in a given year. Additionally, the number of arrests in a jurisdiction does not provide precise offense clearance information in that one person arrested could clear multiple offenses.

Table of Contents

| | | |
|-------------|---|-------------|
| I. | 2013 VIRGINIA UNIFORM CRIME REPORTING PROGRAM | Page |
| | A. History | 1 |
| | B. UCR System Objectives | 1 |
| | C. Incident Based Reporting | 2 |
| | D. Crime Factors | 3 |
| | E. Crime Trends | 4 |
| II. | GROUP A OFFENSES | |
| | A. Definitions of Categories of Group A Offenses | 6 |
| | B. Monthly Group A Offense Categories | 7 |
| | C. Crime Clock | 8 |
| | D. Homicide | 9 |
| | E. Forcible Sex Offenses | 13 |
| | F. Robbery | 18 |
| | G. Assault Offenses | 22 |
| | H. Kidnaping/Abduction..... | 26 |
| | I. Burglary | 29 |
| | J. Larceny | 33 |
| | K. Motor Vehicle Theft | 36 |
| | L. Arson | 40 |
| III. | SUMMARY OF GROUP A OFFENSES | |
| | A. Violent Crime--Relationship of Victim to Offender | 45 |
| | B. Violent Crime--Offender(s) Suspected of Using By Offense | 45 |
| | C. Violent Crime--Resident Status of Victim | 45 |
| | D. Violent Crime--Location By Offense | 46 |
| | E. Violent Crime--Day of Week and Time of Day | 46 |
| | F. Violent Crime--Type Weapon/Force Involved | 47 |
| | G. Violent Crime--Type Injury Sustained | 47 |
| | H. Violent Crime--Age, Gender and Race of Victim | 48 |
| | I. Violent Crime--Age, Gender and Race of Offender | 48 |
| | J. Property Crime--Offender(s) Suspected of Using By Offense | 49 |
| | K. Property Crime--Day of Week and Time of Day | 49 |
| | L. Property Crime--Other Property Crime Locations | 50 |
| | M. Property Crime--Number of Other Property Crime Offenses by Day of Week | 51 |
| | N. Property Crime--Resident Status of Victim | 51 |
| | O. Property Crime--Victims and Offenders by Race and Gender | 51 |
| | P. Hate Crime | 52 |
| | Q. Victims and Offenders of Hate Crime | 53 |
| IV. | LAW ENFORCEMENT OFFICERS KILLED AND ASSAULTED | |
| | A. Officers Assaulted by Activity | 55 |
| | B. Officers Assaulted by Weapon | 56 |
| | C. Day of Week | 56 |
| | D. Type of Injury Sustained | 56 |
| | E. Type of Assignment | 57 |
| | F. Time of Day | 57 |

| | | |
|--------------|--|-----|
| V. | VALUE OF PROPERTY LOSS | |
| | A. Value of Property Stolen and Recovered by Month | 59 |
| | B. Value of Property Stolen and Recovered by Type of Property | 60 |
| | C. Value of Property Stolen by Type of Property Offense | 61 |
| VI. | ARREST DATA | |
| | A. Arrest Data by Reporting Quarter | 63 |
| | B. Age, Gender and Race of Arrestee | 64 |
| | C. Drug Arrests - Month | 65 |
| | D. Drug Arrests - Type of Drug By Age | 66 |
| | E. Juvenile Arrests - Offenses By Age | 67 |
| | F. Adult Arrests - Group A Offenses by Age | 69 |
| | G. Adult Arrests - Group B Offenses by Age | 71 |
| | H. Arrests - Group A by Gender | 72 |
| | I. Arrests - Group A by Race | 73 |
| | J. Arrests - Group A - Percent & Rate | 74 |
| | K. Group B Arrests by Race | 75 |
| | L. Group B Arrests by Gender & Rate | 75 |
| VII. | CONTRIBUTING AGENCIES AND FULL-TIME LAW ENFORCEMENT EMPLOYEES | 76 |
| VIII. | GROUP A OFFENSES BY CONTRIBUTING AGENCIES | 82 |
| IX. | ARREST TOTALS BY COUNTY, CITY AND OTHER | 105 |

Virginia Uniform Crime Reporting Program

HISTORY

Development of the nationwide summary Uniform Crime Reporting (UCR) Program began eighty years ago. In 1930, crime counts were first requested from local police departments, with the Federal Bureau of Investigation designated by Congress to collect, compile, and analyze these figures. The Committee on Uniform Crime Records of the International Association of Chiefs of Police played a primary role in the origin and development of the UCR Program and serves in a strong advisory capacity. In 1966, the National Sheriffs' Association (NSA) established a Committee on Uniform Crime Reporting to serve in an advisory capacity to the NSA membership and the National Uniform Crime Reporting Program. Today, this committee and similar committees within the state law enforcement associations are active in promoting interest in the UCR Program. Standardized offense classifications and scoring procedures to ensure uniformity and consistency of data were major components in all of these reports. All of the Uniform Crime Reports were designed to be a by-product of information that a law enforcement agency should routinely compile for its own efficient administration and performance. The underlying philosophy and focus is and always has been oriented toward the creation of police statistics for use by law enforcement agencies. The unique nature of the program, however, also makes the data invaluable for use by elected officials and the public.

The FBI has actively assisted individual states in the development of statewide programs of police statistics compatible with the national system. These state statistical programs provide the advantage of increased coverage of reporting by law enforcement agencies. State systems also provide direct and frequent service to law enforcement agencies in assuring completeness and quality of information provided by them. Through coordination by the state collection agency, the data is available for use by the state while substantially streamlining the collection and reporting machinery for the national program.

Prior to June 30, 1974, no mandatory uniform crime reporting law existed in Virginia, and of the 288 agencies in the Commonwealth, 162 or 56% were voluntarily reporting directly to the Federal Bureau of Investigation. Effective law enforcement requires the cooperation and coordination of all law enforcement agencies within and among political subdivisions. Such efforts become possible only through the collection and statistical analyses of complete and accurate information.

The need for complete and accurate information on the number of offenses and offenders was long recognized in the state. The system developed in Virginia produced vital information that assisted law enforcement agencies throughout the state by furnishing information for management decisions and planning programs. Virginia has now converted to a more extensive data collection system. This new system is discussed on the following page.

A statewide UCR program informs the Governor, Legislature, local and state law enforcement agencies, other governmental officials, and the public as to the nature, magnitude and trends of crime in Virginia. Through the collection of timely and reliable statistical information, local and state officials are better able to assess the direction and impact of crime.

UCR SYSTEM OBJECTIVES

The fundamental objectives of the Virginia Uniform Crime Reporting Program are:

- (1) To inform the Governor, Legislature, and other governmental officials, and the public as to the nature of the crime problem in Virginia—its magnitude and its trend.
- (2) To provide law enforcement administrators with criminal statistics for administrative and operational use.
- (3) To determine who commits crimes by age, sex, race, and other attributes in order to find the proper focus for crime prevention and enforcement.
- (4) To provide base data and statistics to measure the workload and effectiveness of Virginia's criminal justice system.
- (5) To provide base data and statistics to measure the effects of prevention and deterrence programs.
- (6) To provide base data and statistics for research to improve the efficiency, effectiveness and performance of criminal justice agencies.
- (7) To provide base data to assist in the assessment of social and other causes for the development of theories of criminal behavior.

Incident Based Reporting

THE INCIDENT BASED REPORTING SYSTEM

Virginia has been publishing crime data in an expanded format since 1994. This reporting system, fully implemented in 2000, is known as Incident Based Reporting (IBR). The following information is furnished to provide an overall description of IBR.

During the preliminary development of IBR by the Federal Bureau of Investigation, advice was solicited from the National Association of State UCR programs, the International Association of Chiefs of Police, the National Sheriffs' Association, the National Alliance of State Drug Enforcement Agencies and other federal, state and local criminal justice agencies.

The guidelines and specifications developed were provided to South Carolina for testing through a pilot program in 1987. As a result of this testing, further refinements were made. In 1988, a national conference was held to present these guidelines and obtain feedback from representatives of law enforcement agencies in attendance. Recommendations included efforts to implement this system nationally, that the Federal Bureau of Investigation would manage this program and that an Advisory Policy Board be formed to assist in the development and implementation of the new program.

Virginia formed a State UCR Committee in 1986 to follow the developments of IBR and to evaluate its impact. This committee was composed of representatives from the Virginia State Sheriffs' Association, the Virginia Association of Chiefs of Police, the Department of Criminal Justice Services, and the Department of State Police. The State UCR Committee created the UCR Forms Subcommittee, which included representatives from police and sheriffs' agencies, the State Police, and the Department of Criminal Justice Services. This subcommittee developed, tested and subsequently recommended a standard Incident Based Reporting form for use in Virginia. The Forms Subcommittee recommended this form be used at the option of the reporting agencies. Agencies, however, may use their own form to report the required data to the central repository. It is important, at this point, to recognize that the purpose of these forms was to *collect* the various information concerning criminal activity. Because of the numerous data elements collected, law enforcement agencies *report* this data to the central repository via an automated system.

The UCR Committee recommended that the Superintendent of the Department of State Police adopt the minimum, mandatory data standards recommended by the FBI and proceed with implementation of Incident Based Reporting in Virginia. In addition, the committee recommended that the data be collected which would relate the property to the offense, the type of property security/alarm system used, and the means by which the offender left the scene of the offense. Additional data is also collected on Law Enforcement Officers Killed and Assaulted (LEOKA), providing description of activities and assignments the officer was performing at the time of the offense, as well as offenses that were also classified as Hate Crimes (i.e. bias motivated).

Some of the major benefits derived from the IBR system include: greater specificity in reporting; more correlation between offenses, property, victims, offenders, and arrestees; expanded victim/offender relationships; distinction between attempted and completed crimes and increased reporting of various circumstances relative to specific crimes.

The IBR system requires that extensive data be reported for *each crime* occurring during a particular incident. Under the old summary system, only limited data concerning the *most serious crime* occurring during a particular incident was reported.

Information relating to two different levels of offenses is collected by the IBR system. The most serious offenses are designated as Group "A"; the less serious offenses are designated as Group "B". Group "A" offenses consist of 22 categories of crimes involving 46 different offenses; a maximum of 10 offenses per incident may be reported. Agencies are required to report 75 data elements for Group "A" offenses. Group "B" offenses, consisting of 12 crimes, only require reporting arrest data. Group "A" offense categories along with their definitions are provided on page six.

While these figures are the most accurate available, it must be remembered that they represent a "snapshot" of incidents reported by local law enforcement agencies as well as follow UCR definitions. As such, it is possible that the number and categorization of offenses may differ when comparing these data with those from individual reporting agencies. If there are concerns with these differences, it is suggested that you contact the agency directly.

Crime Factors

Direct comparisons or rankings of individual cities and counties based solely on the data presented in this publication should be done with caution. There are many factors that influence or contribute to crime. Crime in Virginia, however, restricts itself to population size alone to establish a crime rate. In addition to population size, some other factors believed to affect the type and volume of crime include:

1. Population density and degree of urbanization;
2. Population variations in composition and stability;
3. Economic conditions and employment availability;
4. Mores, cultural conditions, education, and religious characteristics;
5. Family cohesiveness;
6. Climate, including seasonal weather conditions;
7. Effective strength of the police force;
8. Standards governing appointments to the police force;
9. Attitudes and policies of the courts, prosecutors and corrections;
10. Citizen attitudes toward crime and police;
11. The administrative and investigative efficiency of police agencies and the organization and cooperation of adjoining and overlapping police jurisdictions;
12. Crime reporting practices of citizens.

Crime Trends

Rate per 100,000 Population


| Group A Offense* | Number 2013 | 2013 | 2012 | 2011 | 2010 | 2009 | 2008 | 2007 |
|--|----------------|---------|---------|---------|---------|---------|---------|---------|
| Murder/Nonnegli- gent Manslaughter* | 317 | 3.84 | 3.86 | 3.77 | 4.61 | 4.43 | 4.75 | 5.33 |
| Kidnaping/ Abduction* | 1,499 | 18.15 | 18.17 | 18.22 | 20.18 | 23.44 | 27.33 | 29.28 |
| Forcible Sex Offenses* | 4,888 | 59.17 | 62.22 | 63.04 | 62.25 | 60.63 | 67.69 | 68.94 |
| Robbery | 4,555 | 55.14 | 57.77 | 67.32 | 70.99 | 80.19 | 96.36 | 100.37 |
| Aggravated Assault* | 9,096 | 110.12 | 111.75 | 109.19 | 120.32 | 125.80 | 134.33 | 144.25 |
| Simple Assault/ Intimidation* | 91,828 | 1111.69 | 1184.68 | 1229.47 | 1271.09 | 1247.50 | 1270.37 | 1278.19 |
| Arson | 944 | 11.43 | 15.26 | 14.41 | 15.42 | 16.63 | 18.86 | 21.54 |
| Extortion/ Blackmail | 144 | 1.74 | 1.51 | 1.40 | 1.90 | 1.48 | 1.80 | 1.40 |
| Burglary | 26,300 | 318.39 | 351.33 | 375.94 | 378.61 | 396.33 | 408.66 | 408.85 |
| Larceny | 136,878 | 1657.04 | 1719.87 | 1784.59 | 1849.06 | 1920.66 | 1976.38 | 1921.63 |
| Motor Vehicle Theft | 8,318 | 100.70 | 108.06 | 118.77 | 129.91 | 145.27 | 169.40 | 182.66 |
| Counterfeiting/ Forgery | 6,007 | 72.72 | 83.00 | 87.37 | 89.25 | 94.78 | 93.27 | 96.90 |
| Fraud | 30,135 | 364.81 | 342.03 | 321.62 | 307.00 | 310.95 | 314.58 | 303.70 |
| Embezzlement | 2,757 | 33.38 | 32.37 | 35.05 | 33.75 | 36.87 | 46.90 | 50.31 |
| Stolen Property | 1,407 | 17.03 | 16.39 | 17.96 | 19.41 | 22.39 | 23.59 | 23.29 |
| Damage/Vandalism | 62,328 | 754.54 | 856.20 | 912.64 | 971.05 | 1055.03 | 1189.99 | 1223.79 |
| Drug/Narcotic Offenses | 57,502 | 696.12 | 676.90 | 625.57 | 591.35 | 570.27 | 593.67 | 619.66 |
| Nonforcible Sex Offenses* | 189 | 2.29 | 2.39 | 2.61 | 2.55 | 2.71 | 2.96 | 2.83 |
| Pornography | 1052 | 12.74 | 8.72 | 8.44 | 7.75 | 7.03 | 5.95 | 4.75 |
| Gambling | 49 | 0.59 | 0.78 | 1.93 | 1.04 | 1.46 | 0.76 | 0.92 |
| Prostitution | 1022 | 12.37 | 12.13 | 11.73 | 12.36 | 14.51 | 9.22 | 10.70 |
| Bribery | 24 | 0.29 | 0.32 | 0.31 | 0.40 | 0.29 | 0.37 | 0.22 |
| Weapon Law Violations | 8,921 | 108.00 | 110.54 | 111.92 | 112.72 | 117.31 | 133.01 | 137.03 |

* Crime counts are number of victims for offenses against a person and number of offenses for all other offenses.



II

Group A Offenses



Definitions of Categories of Group A Offenses

For practical purposes of measuring the trend and distribution of crime on the national and state level, the definitions for crime in the Incident Based Reporting (IBR) Program are generic in order not to exclude varying state and federal statutes relating to the same type of crime. The definitions which were developed for IBR are not meant to be used for charging persons with crimes. Essential to the maintaining of uniform and consistent data is the establishment of standard definitions which are used for the State and National Programs.

The IBR Group A Offense Categories and their definitions are:

Arson - Definition on Page 40.

Assault - Definition on Page 22.

Bribery - The offering, giving, receiving, or soliciting of anything of value (i.e., a bribe, gratuity, or kickback) to sway the judgment or action of a person in a position of trust or influence.

Burglary - Definition on Page 29.

Counterfeiting/Forgery - The altering, copying, or imitation of something, without authority or right, with the intent to deceive or defraud by passing the copy or thing altered or imitated as that which is original or genuine; or the selling, buying, or possession of an altered, copied, or imitated thing with the intent to deceive or defraud.

Destruction/Damage/Vandalism of Property - To willfully or maliciously destroy, damage, deface, or otherwise injure real or personal property without the consent of the owner or the person having custody or control of it.

Drug/Narcotic Offenses - The violation of laws prohibiting the production, distribution, and/or use of certain controlled substances and the equipment or devices utilized in their preparation and/or use (includes drugs and equipment violations).

Embezzlement - The unlawful misappropriation by an offender to his/her own use or purpose of money, property, or some other thing of value entrusted to his/her care, custody, or control.

Extortion/Blackmail - To unlawfully obtain money, property, or any other thing of value, either tangible or intangible, through the use or threat of force, misuse of authority, threat of criminal prosecution, threat of destruction of reputation or social standing, or through other coercive means.

Fraud Offenses - The intentional perversion of the truth for the purpose of inducing another person or other entity in reliance upon it to part with something of value or to surrender a legal right (includes false pretenses/swindle/confidence game, credit card/automatic teller machine, impersonation, welfare, and wire frauds).

Gambling Offenses - To unlawfully bet or wager money or something else of value; assist, promote, or operate a game of chance for money or some other stake; possess or transmit wagering information; manufacture, sell, purchase, possess, or transport gambling equipment, devices, or goods; or tamper with the outcome of a sporting event or contest to gain a gambling advantage (includes betting/wagering, operating/promoting/assisting, gambling equipment and sports tampering violations).

Homicide – Definition on Page 9.

Kidnaping/Abduction – Definition on Page 26.

Larceny/Theft - Definition on Page 33.

Motor Vehicle Theft - Definition on Page 36.

Pornography/Obscene Material - The violation of laws or ordinances prohibiting the manufacture, publishing, sale, purchase, or possession of sexually explicit material, e.g., literature, photographs, etc.

Prostitution Offenses - To unlawfully engage in or promote sexual activities for profit (includes assisting).

Robbery - Definition on Page 18.

Sex Offenses, Forcible & Nonforcible - Definition on Page 13.

Stolen Property Offenses - Receiving, buying, selling, possessing, concealing, or transporting any property with the knowledge that it has been unlawfully taken, as by burglary, embezzlement, fraud, larceny, robbery, etc.

Weapon Law Violations - The violation of laws or ordinances prohibiting the manufacture, sale, purchase, transportation, possession, concealment, or use of firearms, cutting instruments, explosives, incendiary devices, or other deadly weapons.

Monthly Group A Offense Categories*

| | Jan | Feb | Mar | Apr | May | Jun | Jul | Aug | Sep | Oct | Nov | Dec |
|---------------------|-------|-------|-------|-------|-------|-------|-------|-------|-------|-------|-------|-------|
| Arson | 83 | 82 | 121 | 101 | 85 | 79 | 55 | 65 | 67 | 70 | 83 | 53 |
| Assault, Aggrav. | 606 | 534 | 591 | 660 | 733 | 742 | 710 | 734 | 653 | 636 | 591 | 599 |
| Assault, Other | 6488 | 5795 | 6515 | 6699 | 7257 | 6874 | 6725 | 6631 | 6872 | 6556 | 6007 | 5951 |
| Bribery | 2 | 4 | 2 | 3 | 2 | 0 | 0 | 1 | 2 | 3 | 3 | 2 |
| Burglary | 2387 | 1815 | 1849 | 2094 | 2433 | 2224 | 2241 | 2401 | 2270 | 2259 | 2186 | 2141 |
| Counterfeiting | 536 | 455 | 496 | 507 | 534 | 479 | 511 | 515 | 508 | 522 | 453 | 491 |
| Destruction | 5145 | 4353 | 4938 | 5271 | 5651 | 5632 | 5750 | 5649 | 5193 | 5211 | 4907 | 4628 |
| Drug | 5096 | 5009 | 5556 | 4824 | 5177 | 4613 | 4687 | 4838 | 4551 | 4803 | 4356 | 3992 |
| Embezzlement | 250 | 188 | 192 | 216 | 223 | 249 | 252 | 225 | 228 | 254 | 228 | 252 |
| Extortion | 8 | 10 | 13 | 17 | 10 | 15 | 9 | 12 | 12 | 12 | 14 | 12 |
| Fraud | 2692 | 2296 | 2599 | 2676 | 2518 | 2381 | 2534 | 2703 | 2429 | 2601 | 2329 | 2377 |
| Gambling | 6 | 1 | 3 | 7 | 5 | 2 | 4 | 6 | 6 | 2 | 1 | 6 |
| Homicide, Murder | 25 | 19 | 26 | 24 | 33 | 24 | 22 | 33 | 26 | 24 | 19 | 19 |
| Homicide, Neg. | 1 | 2 | 0 | 4 | 5 | 5 | 3 | 2 | 7 | 0 | 1 | 3 |
| Kidnaping/Abduc. | 102 | 81 | 110 | 116 | 125 | 115 | 121 | 104 | 119 | 110 | 101 | 111 |
| Larceny | 11384 | 9183 | 10257 | 11182 | 12054 | 12108 | 12368 | 12803 | 11917 | 11708 | 10778 | 11136 |
| MV Theft | 611 | 498 | 578 | 664 | 719 | 850 | 849 | 876 | 714 | 776 | 607 | 576 |
| Pornography | 85 | 82 | 112 | 94 | 108 | 63 | 80 | 79 | 87 | 83 | 97 | 82 |
| Prostitution | 108 | 65 | 116 | 64 | 54 | 74 | 116 | 128 | 63 | 72 | 92 | 70 |
| Robbery | 427 | 288 | 300 | 332 | 353 | 387 | 328 | 434 | 414 | 455 | 399 | 438 |
| Forcible Sex, Rape | 93 | 110 | 136 | 115 | 125 | 129 | 118 | 127 | 137 | 111 | 118 | 92 |
| Forcible Sex, Other | 292 | 238 | 290 | 289 | 268 | 305 | 276 | 248 | 273 | 259 | 226 | 216 |
| Nonforcible Sex | 15 | 12 | 15 | 19 | 18 | 22 | 15 | 17 | 23 | 10 | 11 | 8 |
| Stolen Property | 114 | 103 | 107 | 117 | 113 | 139 | 122 | 130 | 149 | 124 | 104 | 85 |
| Weapon Laws | 819 | 656 | 739 | 723 | 842 | 696 | 701 | 753 | 751 | 768 | 788 | 685 |
| Group A Offenses | 37375 | 31879 | 35661 | 36818 | 39445 | 38207 | 38597 | 39514 | 37471 | 37429 | 34499 | 34025 |
| Group A Incidents | 34013 | 29030 | 32538 | 33865 | 36155 | 34987 | 35283 | 36307 | 34342 | 34286 | 31420 | 31088 |

Assaults, Other includes simple assaults and intimidation.

Forcible Sex, Other includes forcible sodomy, forcible sexual assault with object, and forcible fondling.

Nonforcible Sex includes incest and statutory rape.

* These crime counts represent offenses reported in an incident, not victims of each offense.

Group A Incidents

403,314 Incidents Reported - One every 1 Min. 18 Sec.

Several offenses may have occurred in one crime incident; therefore, the total number of Group A offenses reported was 456,160.

Crimes Against The Person

107,817 Offenses Reported - One every 4 Min. 52 Sec.

Homicide, Murder/Nonnegligent Manslaughter

317 Offenses Reported

Kidnaping/Abduction

1,499 Offenses Reported

Forcible Sex Offenses

4,888 Offenses Reported

Assault Offenses

100,924 Offenses Reported

Nonforcible Sex Offenses

189 Offenses Reported

Crimes Against Society

68,546 Offenses Reported - One every 7 Min. 40 Sec.

Drug Offenses

57,502 Offenses Reported

Pornography/Obscene Material

1,052 Offenses Reported

Gambling Offenses

49 Offenses Reported

Prostitution

1,022 Offenses Reported

Weapon Law Violations

8,921 Offenses Reported

Crimes Against Property

279,797 Offenses Reported - One every 1 Min. 52 Sec.

Robbery

4,555 Offenses Reported

Arson

944 Offenses Reported

Extortion/Blackmail

144 Offenses Reported

Burglary

26,300 Offenses Reported

Larceny

136,878 Offenses Reported

Motor Vehicle Theft

8,318 Offenses Reported

Counterfeiting/Forgery

6,007 Offenses Reported

Fraud

30,135 Offenses Reported

Embezzlement

2,757 Offenses Reported

Stolen Property

1,407 Offenses Reported

Destruction/Damage/Vandalism of Property

62,328 Offenses Reported

Bribery

24 Offenses Reported



Homicide Offenses

The killing of one human being by another

Murder/

Nonnegligent Manslaughter

The willful (nonnegligent) killing of one human being by another

Negligent Manslaughter

The killing of another person through negligence (does not include "Vehicular Manslaughter")

Justifiable Homicide

The killing of a perpetrator of a serious criminal offense by a peace officer in the line of duty; or the killing, during the commission of a serious criminal offense, of the perpetrator by a private individual

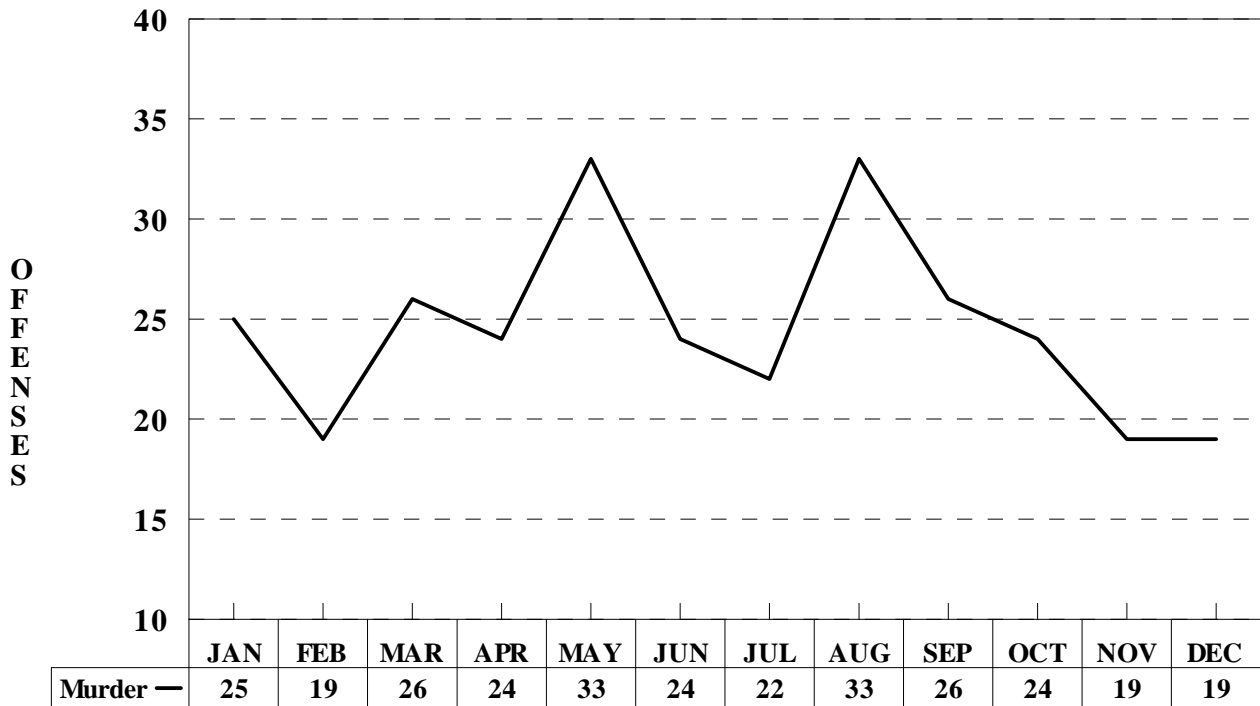
***Murder/
Nonnegligent
Manslaughter***



As a general rule, any death due to injuries received in a fight, argument, quarrel, assault, or commission of a crime is classified in this category. Suicides, accidental deaths, assaults to murder, traffic fatalities, and attempted murders are not classified as Murder/Nonnegligent Manslaughter. More information on murders may be found in the violent crime section of this report.

In 2013, the contributing agencies reported 294 offenses resulting in 317 actual deaths. An analysis by month shows that May and August had the greatest occurrences.

MONTHS



Murder/Nonnegligent Manslaughter

In all cases of murder reported, information is captured on the age, gender, and race of all victims and offenders. The data below represent victim information for the murders reported by the agencies.

VICTIMS BY AGE, GENDER AND RACE

| Age | Gender | White | Black | Am Indian/ Alskn Native | Asian/ Pacific Isl | Unk Race | Total |
|--------------|----------|-----------|------------|----------------------------|-----------------------|-------------|------------|
| Under 10 | M | 5 | 3 | | 1 | | 9 |
| | F | 3 | 5 | | | | 8 |
| 10-14 | M | 1 | 1 | | | | 2 |
| | F | | | | | | |
| 15-19 | M | 6 | 18 | | | | 24 |
| | F | | 2 | | | | 2 |
| 20-24 | M | 8 | 39 | | | | 47 |
| | F | 2 | 5 | | | | 7 |
| 25-29 | M | 7 | 32 | | | | 39 |
| | F | 3 | 7 | | | | 10 |
| 30-34 | M | 7 | 16 | | | | 23 |
| | F | 3 | 1 | | | | 4 |
| 35-39 | M | 8 | 13 | | 1 | 1 | 23 |
| | F | 3 | 2 | | 1 | | 6 |
| 40-44 | M | 2 | 9 | | | | 11 |
| | F | 5 | 4 | | | | 9 |
| 45-49 | M | 9 | 6 | | | | 15 |
| | F | 5 | 3 | | | | 8 |
| 50-54 | M | 9 | 4 | | | | 13 |
| | F | 3 | 1 | | | | 4 |
| 55-59 | M | 4 | 7 | | | | 11 |
| | F | 6 | 1 | | | | 7 |
| 60-64 | M | 2 | 2 | | 1 | | 5 |
| | F | 3 | | | | | 3 |
| 65 & Over | M | 9 | 2 | | | | 11 |
| | F | 5 | 1 | | | | 6 |
| Unknown | M | 5 | 1 | | | | 6 |
| | F | | 1 | | | | 1 |
| | U | | | | | 3 | 3 |
| TOTAL | M | 82 | 153 | | 3 | 1 | 239 |
| | F | 41 | 33 | | 1 | | 75 |
| | U | | | | | 3 | 3 |

Murder/Nonnegligent Manslaughter

OFFENDERS BY AGE, GENDER AND RACE

| Age | Gender | White | Black | Am Indian/ Alskn Native | Asian/ Pacific Isl | Unk Race | Total |
|--------------|----------------------|------------------------|-------------------|----------------------------|-----------------------|-----------------|--------------------------|
| Under 10 | M F | | | | | | |
| 10-14 | M F | 1 | | | | | 1 |
| 15-19 | M F | 1 4 | 31 5 | | | | 32 9 |
| 20-24 | M F | 22 7 | 58 7 | | | | 80 14 |
| 25-29 | M F | 16 6 | 39 8 | | | | 55 14 |
| 30-34 | M F | 11 1 | 21 2 | | | | 32 3 |
| 35-39 | M F | 10 3 | 10 2 | | | | 20 5 |
| 40-44 | M F | 11 1 | 6 3 | | 1 | | 18 4 |
| 45-49 | M F | 9 | 6 1 | | | | 15 1 |
| 50-54 | M F | 4 1 | 4 2 | | | | 8 3 |
| 55-59 | M F | 7 1 | 3 | | 1 | | 11 1 |
| 60-64 | M F | 5 | 6 | | | | 11 |
| 65 & Over | M F | 2 | | | | | 2 |
| Unknown | M F U | 0 | 14 2 | | | 2 20 | 16 2 20 |
| TOTAL | M F U | 99 24 1 | 198 32 | | 2 | 2 20 | 301 56 21 |



Forcible Sex Offenses

Forcible Rape

The carnal knowledge of a person, forcibly and/or against that person's will; or not forcibly or against the person's will where the victim is incapable of giving consent because of his/her temporary or permanent mental or physical incapacity, or because of his/her youth

Forcible Sodomy

Oral or anal sexual intercourse with another person, forcibly and/or against that person's will; or not forcibly or against the person's will where the victim is incapable of giving consent because of his/her youth or because of his/her temporary or permanent mental or physical incapacity

Sexual Assault With An Object

To use an object or instrument to unlawfully penetrate, however slightly, the genital or anal opening of the body of another person, forcibly and/or against that person's will; or not forcibly or against the person's will where the victim is incapable of giving consent because of his/her youth or because of his/her temporary or permanent mental or physical incapacity

Forcible Fondling

The touching of the private body parts of another person for the purpose of sexual gratification, forcibly and/or against that person's will; or not forcibly or against the person's will where the victim is incapable of giving consent because of his/her youth or because of his/her temporary or permanent mental or physical incapacity

Nonforcible Sex Offenses

Incest

Nonforcible sexual intercourse between persons who are related to each other within the degrees wherein marriage is prohibited by law

Statutory Rape

Nonforcible sexual intercourse with a person who is under the statutory age of consent

Forcible Sex Offenses

Forcible sex offenses include forcible rape, forcible sodomy, sexual assault with an object and forcible fondling. Additional information on these offenses can be found in the violent crime section of this report. In 2013, the contributing agencies reported 4,591 offenses resulting in 4,888 victims of a forcible sex offense.

| Relationship of Victim to Offender (may include multiple relationships) | |
|--|-------------|
| Spouse | 105 |
| Common-Law Spouse | 5 |
| Parent | 9 |
| Sibling | 172 |
| Child | 255 |
| Grandparent | 3 |
| Grandchild | 94 |
| In-Law | 12 |
| Stepparent | 26 |
| Stepchild | 130 |
| Stepsibling | 42 |
| Other Family Member | 397 |
| Acquaintance | 1088 |
| Friend | 272 |
| Neighbor | 96 |
| Babysittee (the baby) | 44 |
| Boyfriend/Girlfriend | 201 |
| Child of Boyfriend/Girlfriend | 47 |
| Homosexual Relationship | 13 |
| Ex-Spouse | 11 |
| Employee | 22 |
| Employer | 11 |
| Otherwise Known | 451 |
| Stranger | 272 |
| Unknown | 743 |
| Not Reported | 367 |
| Total # Victims | 4888 |

| Resident Status* of Victim | Number |
|---------------------------------------|---------------|
| Resident | 3900 |
| Nonresident | 907 |
| Unk/Not Reported | 81 |
| Total # Victims | 4888 |

* Resident of jurisdiction where offense occurred.

| How Offender(s) Left Scene | Number |
|---------------------------------------|---------------|
| Auto | 87 |
| Truck | 9 |
| Van | 4 |
| Motorcycle | 0 |
| Bicycle | 1 |
| Foot | 146 |
| Moped | 0 |
| Other | 54 |
| Unknown | 207 |

Note: Exit not reported in 4082 offenses.

Forcible Sex Offenses By Day of Week and Time of Day

| Day/Time | 00:00 | 02:00 | 04:00 | 06:00 | 08:00 | 10:00 | 12:00 | 14:00 | 16:00 | 18:00 | 20:00 | 22:00 | Unk |
|-----------------|--------------|--------------|--------------|--------------|--------------|--------------|--------------|--------------|--------------|--------------|--------------|--------------|------------|
| | 01:59 | 03:59 | 05:59 | 07:59 | 09:59 | 11:59 | 13:59 | 15:59 | 17:59 | 19:59 | 21:59 | 23:59 | |
| Monday | 117 | 22 | 10 | 13 | 60 | 55 | 108 | 75 | 58 | 46 | 52 | 42 | 32 |
| Tuesday | 97 | 18 | 16 | 13 | 83 | 49 | 73 | 57 | 55 | 56 | 39 | 43 | 41 |
| Wednesday | 102 | 18 | 15 | 20 | 56 | 43 | 70 | 86 | 68 | 48 | 44 | 52 | 24 |
| Thursday | 82 | 22 | 12 | 19 | 57 | 48 | 53 | 83 | 64 | 50 | 47 | 47 | 37 |
| Friday | 121 | 36 | 11 | 22 | 70 | 40 | 70 | 63 | 66 | 62 | 62 | 63 | 36 |
| Saturday | 136 | 59 | 23 | 20 | 39 | 32 | 44 | 51 | 65 | 55 | 58 | 85 | 29 |
| Sunday | 104 | 64 | 36 | 9 | 36 | 31 | 37 | 34 | 55 | 54 | 40 | 42 | 34 |
| TOTAL | 759 | 239 | 123 | 116 | 401 | 298 | 455 | 449 | 431 | 371 | 342 | 374 | 233 |

Victims and Offenders of Forcible Sex Offenses

| AGE, GENDER AND RACE OF VICTIM | | | | | | |
|--------------------------------|------------|-----------|-----------|-------------|-------------|------------|
| Race | Male | | | Female | | |
| | 0 - 17 | 18 - 35 | 36+ | 0 - 17 | 18 - 35 | 36+ |
| White | 383 | 73 | 21 | 1705 | 877 | 367 |
| Black | 187 | 22 | 11 | 644 | 312 | 117 |
| Am. Ind./Alskn | 0 | 0 | 0 | 1 | 0 | 0 |
| Asian/Pacfc Isl. | 5 | 0 | 0 | 21 | 22 | 11 |
| Unknown Race | 18 | 1 | 1 | 65 | 15 | 4 |
| TOTAL | 593 | 96 | 33 | 2436 | 1226 | 499 |

NOTE: Gender unknown = 5.
Age range 0-17 includes unknown age.

| AGE, GENDER AND RACE OF OFFENDER | | | | | | |
|----------------------------------|-------------|-------------|-------------|-----------|------------|-----------|
| Race | Male | | | Female | | |
| | 0 - 17 | 18 - 35 | 36+ | 0 - 17 | 18 - 35 | 36+ |
| White | 599 | 1041 | 889 | 46 | 76 | 38 |
| Black | 431 | 624 | 401 | 37 | 24 | 9 |
| Am. Ind./Alskn | 0 | 1 | 1 | 0 | 0 | 0 |
| Asian/Pacfc Isl. | 8 | 23 | 32 | 0 | 1 | 2 |
| Unknown Race | 70 | 33 | 17 | 8 | 0 | 0 |
| TOTAL | 1108 | 1722 | 1340 | 91 | 101 | 49 |

NOTE: Gender unknown = 180.
Age range 0-17 includes unknown age.

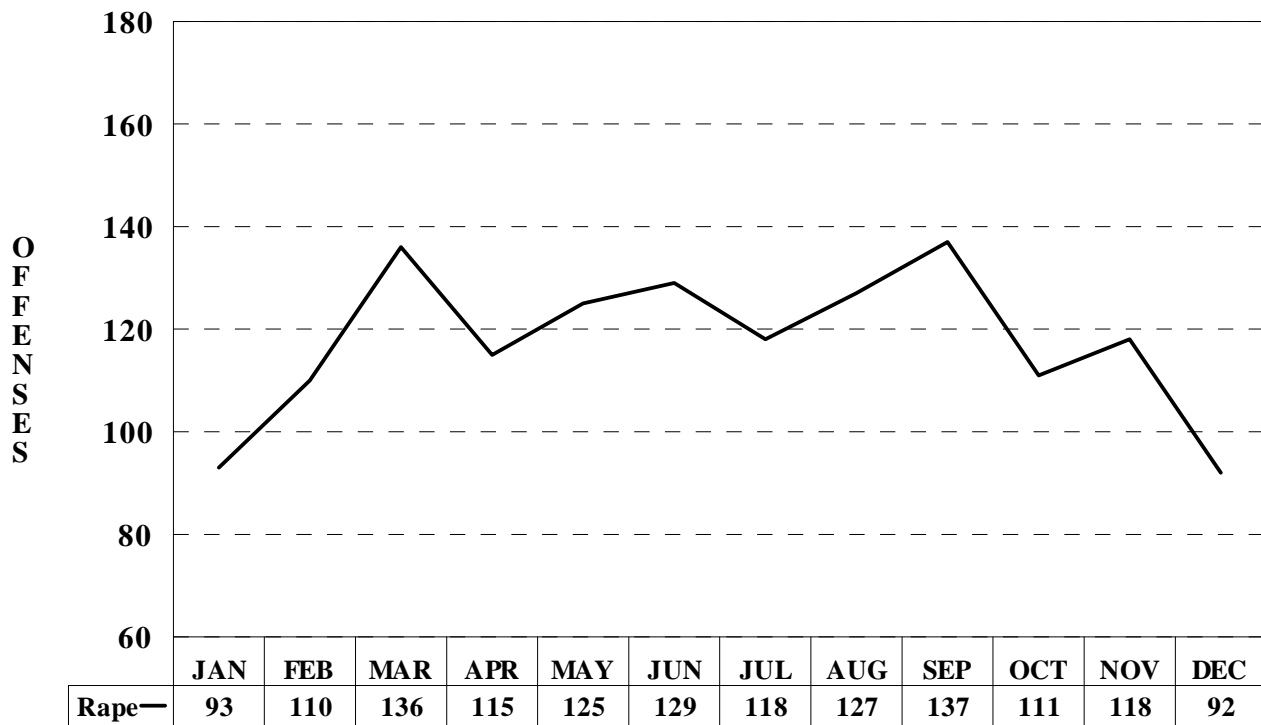
**Forcible
Rape**



This offense includes the forcible rape of both females and males. If force is used or threatened, the crime is classified as Forcible Rape regardless of the age of the victim. If no force or threat of force is used and the victim is under the statutory age of consent, the crime is not classified in this category, but in the category of Statutory Rape.

In 2013, the contributing agencies reported 1,411 rape/at-tempted rape offenses resulting in 1,436 victims. An analysis by month shows September had the greatest occurrences.

MONTHS



Forcible Rape

VICTIMS AND OFFENDERS BY AGE, GENDER AND RACE

| AGE | VICTIM | | OFFENDER | | |
|-------------------------------|-----------|-------------|-------------|-----------|-----------|
| | Male | Female | Male | Female | Unknown |
| Under 10 | 6 | 48 | 1 | | |
| 10-12 | 2 | 92 | 6 | 1 | |
| 13-14 | | 121 | 40 | | |
| 15 | | 105 | 31 | 4 | |
| 16 | 1 | 72 | 39 | 2 | |
| 17 | | 75 | 47 | | |
| 18 | | 69 | 61 | 1 | |
| 19 | | 68 | 65 | 1 | |
| 20 | | 50 | 63 | 1 | 1 |
| 21 | 1 | 51 | 41 | | |
| 22 | 2 | 58 | 51 | 1 | |
| 23 | | 47 | 47 | | |
| 24 | | 41 | 31 | 1 | |
| 25-29 | | 159 | 164 | 1 | |
| 30-34 | | 93 | 161 | 1 | |
| 35-39 | | 63 | 101 | 2 | |
| 40-44 | | 73 | 94 | 1 | |
| 45-49 | | 56 | 78 | | |
| 50-54 | 1 | 34 | 49 | | |
| 55-59 | | 12 | 34 | | |
| 60-64 | | 11 | 19 | 1 | |
| 65 & Over | | 18 | 21 | | |
| Unknown Age | | 7 | 92 | | 71 |
| TOTAL | 13 | 1423 | 1336 | 18 | 72 |
| White | 7 | 1011 | 771 | 14 | |
| Black | 6 | 370 | 508 | 3 | 1 |
| Am. Ind. or Alaskan Native | | | | | |
| Asian or Pacific Islander | | 18 | 17 | 1 | |
| Unknown Race | | 24 | 40 | | 71 |
| TOTAL | 13 | 1423 | 1336 | 18 | 72 |



Robbery

The taking, or attempting to take, anything of value under confrontational circumstances from the control, custody, or care of another person by force or threat of force or violence and/or by putting the victim in fear of immediate harm

Because some type of assault is an element of the crime of robbery, an assault is not reported as a separate crime as long as it was performed in furtherance of the robbery.

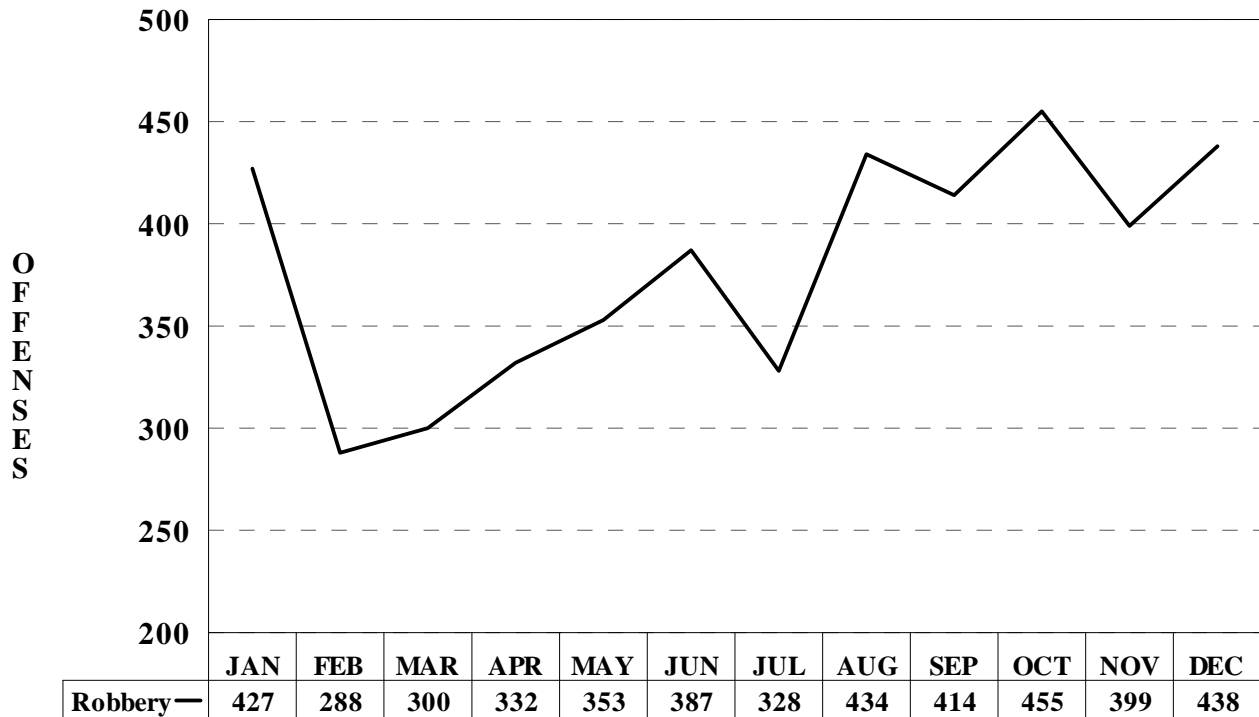
Robbery



Additional information on robberies can be found in the violent crime section of this report.

There were 4,555 robberies/attempted robberies reported in 2013. The graph below represents the monthly robberies reported by the contributing agencies. The month of October had the greatest number of robberies reported.

MONTHS



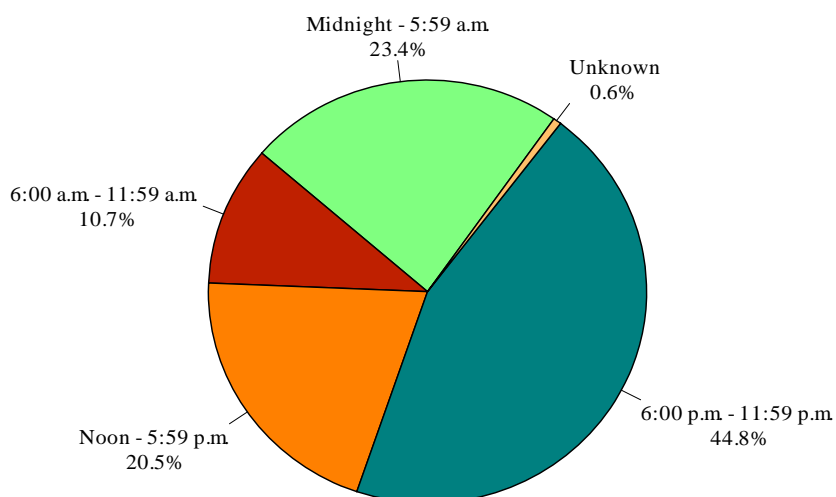
Robbery

| Type of Victim | Number |
|-----------------------|--------|
| Individual | 5453 |
| Business | 785 |
| Financial Institution | 40 |
| Government | 4 |
| Religious | 2 |
| Society/Public | 0 |
| Other | 2 |
| Unknown Type | 3 |

| Resident Status* of Victim | Number |
|----------------------------|-------------|
| Resident | 4183 |
| Nonresident | 1139 |
| Unknown Status | 131 |
| Total Status | 5453 |

* Resident of jurisdiction where offense occurred.

| How Offender(s) Left Scene | Number |
|----------------------------|--------|
| Auto | 427 |
| Truck | 25 |
| Van | 16 |
| Motorcycle | 1 |
| Bicycle | 56 |
| Foot | 1278 |
| Moped | 8 |
| Other | 14 |
| Unknown | 288 |



Note: Exit not reported for 2442 offenses.

Robberies By Day of Week and Time of Day

| Day/Time | 00:00 | 02:00 | 04:00 | 06:00 | 08:00 | 10:00 | 12:00 | 14:00 | 16:00 | 18:00 | 20:00 | 22:00 | Unk |
|--------------|------------|------------|------------|-----------|------------|------------|------------|------------|------------|------------|------------|------------|-----------|
| | 01:59 | 03:59 | 05:59 | 07:59 | 09:59 | 11:59 | 13:59 | 15:59 | 17:59 | 19:59 | 21:59 | 23:59 | |
| Monday | 81 | 41 | 19 | 14 | 25 | 32 | 38 | 57 | 45 | 69 | 116 | 124 | 5 |
| Tuesday | 56 | 45 | 19 | 12 | 26 | 29 | 40 | 45 | 60 | 83 | 116 | 112 | 3 |
| Wednesday | 73 | 39 | 10 | 15 | 19 | 42 | 34 | 45 | 46 | 66 | 114 | 111 | 4 |
| Thursday | 65 | 36 | 20 | 13 | 27 | 28 | 40 | 46 | 61 | 67 | 94 | 106 | 2 |
| Friday | 83 | 60 | 26 | 9 | 18 | 33 | 41 | 72 | 57 | 84 | 101 | 114 | 7 |
| Saturday | 93 | 74 | 30 | 20 | 29 | 35 | 28 | 31 | 49 | 60 | 93 | 115 | 3 |
| Sunday | 91 | 74 | 30 | 16 | 20 | 27 | 31 | 26 | 42 | 73 | 113 | 108 | 4 |
| TOTAL | 542 | 369 | 154 | 99 | 164 | 226 | 252 | 322 | 360 | 502 | 747 | 790 | 28 |

Victims and Offenders of Robberies

| AGE, GENDER AND RACE OF VICTIM | | | | | | |
|--------------------------------|------------|-------------|-------------|------------|------------|------------|
| Race | Male | | | Female | | |
| | 0 - 17 | 18 - 35 | 36+ | 0 - 17 | 18 - 35 | 36+ |
| White | 226 | 1078 | 612 | 49 | 515 | 366 |
| Black | 202 | 923 | 475 | 53 | 436 | 239 |
| Am. Ind./Alskn | 0 | 2 | 4 | 0 | 2 | 1 |
| Asian/Pacfc Isl. | 4 | 55 | 65 | 1 | 30 | 40 |
| Unknown Race | 11 | 32 | 20 | 0 | 3 | 4 |
| TOTAL | 443 | 2090 | 1176 | 103 | 986 | 650 |

Note: Gender unknown = 5.
Age range 0-17 includes unknown age.

| AGE, GENDER AND RACE OF OFFENDER | | | | | | |
|----------------------------------|-------------|-------------|------------|-----------|------------|-----------|
| Race | Male | | | Female | | |
| | 0 - 17 | 18 - 35 | 36+ | 0 - 17 | 18 - 35 | 36+ |
| White | 190 | 616 | 128 | 26 | 120 | 16 |
| Black | 1346 | 2539 | 263 | 47 | 187 | 32 |
| Am. Ind./Alskn | 0 | 0 | 0 | 0 | 0 | 0 |
| Asian/Pacfc Isl. | 3 | 10 | 0 | 0 | 1 | 0 |
| Unknown Race | 102 | 23 | 2 | 1 | 1 | 0 |
| TOTAL | 1641 | 3188 | 393 | 74 | 309 | 48 |

Note: Gender unknown = 610.
Age range 0-17 includes unknown age.



Assault Offenses

An unlawful attack by one person upon another

Aggravated Assault

An unlawful attack by one person upon another wherein the offender uses a weapon or displays it in a threatening manner, or the victim suffers obvious severe or aggravated bodily injury involving apparent broken bones, loss of teeth, possible internal injury, severe laceration, or loss of consciousness

Simple Assault

An unlawful physical attack by one person upon another where neither the offender displays a weapon, nor the victim suffers obvious severe or aggravated bodily injury involving apparent broken bones, loss of teeth, possible internal injury, severe laceration, or loss of consciousness

Intimidation

To unlawfully place another person in reasonable fear of bodily harm through the use of threatening words and/or other conduct, but without displaying a weapon or subjecting the victim to actual physical attack (includes stalking)

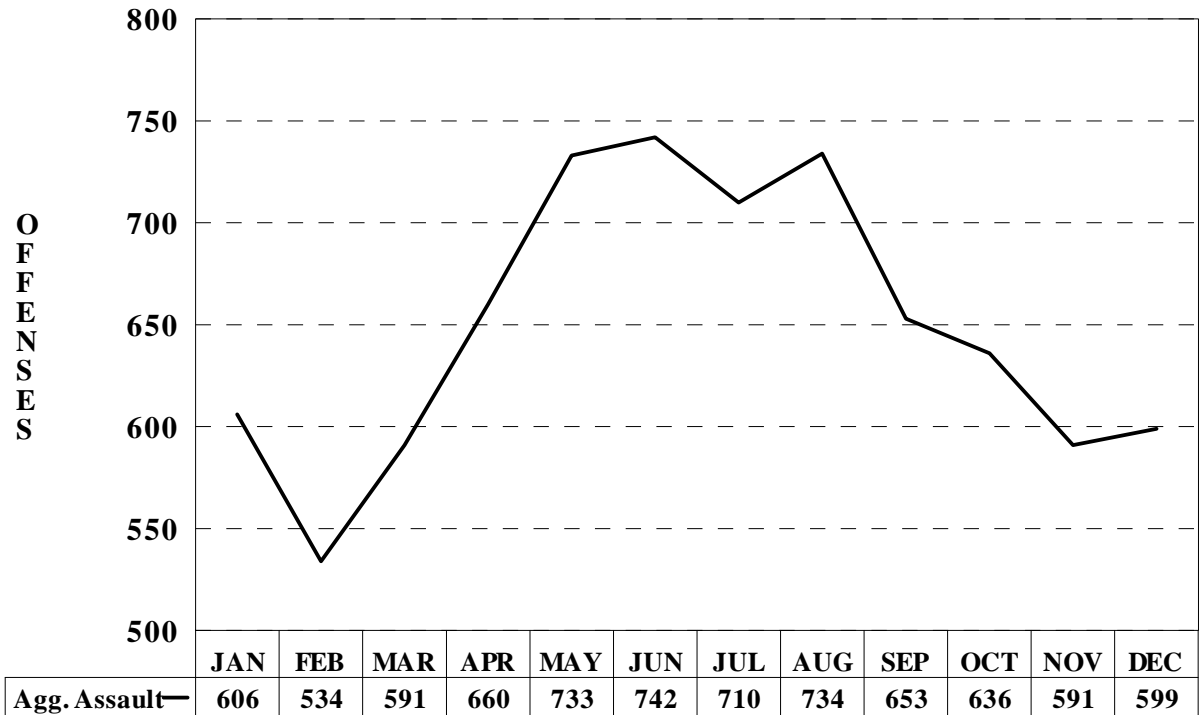
Aggravated Assault



Aggravated assault includes: assaults or attempts to kill or murder; poisoning; assault with a dangerous or deadly weapon; maiming, mayhem, assault with explosives, and assault with disease (as in cases when the offender is aware that he/she is infected with a deadly disease and deliberately attempts to inflict the disease by biting, spitting, etc.). It is not necessary that injury result from an aggravated assault when a weapon is used which could cause serious personal injury. By definition, there can be no attempted assaults.

In 2013, the contributing agencies reported 7,789 aggravated assault offenses resulting in 9,096 persons assaulted. The month of June had the greatest number of offenses reported.

MONTHS



Victims and Offenders of Aggravated Assaults

| AGE, GENDER AND RACE OF VICTIM | | | | | | |
|--------------------------------|------------|-------------|-------------|------------|-------------|-------------|
| Race | Male | | | Female | | |
| | 0 - 17 | 18 - 35 | 36+ | 0 - 17 | 18 - 35 | 36+ |
| White | 467 | 1456 | 1009 | 237 | 839 | 659 |
| Black | 386 | 1445 | 836 | 218 | 884 | 440 |
| Am. Ind./Alskn | 0 | 5 | 1 | 0 | 2 | 3 |
| Asian/Pacfc Isl. | 7 | 27 | 15 | 2 | 20 | 10 |
| Unknown Race | 27 | 20 | 8 | 14 | 11 | 6 |
| TOTAL | 887 | 2953 | 1869 | 471 | 1756 | 1118 |

Note: Gender unknown = 42.
Age range 0-17 includes unknown age.

| AGE, GENDER AND RACE OF OFFENDER | | | | | | |
|----------------------------------|-------------|-------------|-------------|------------|-------------|------------|
| Race | Male | | | Female | | |
| | 0 - 17 | 18 - 35 | 36+ | 0 - 17 | 18 - 35 | 36+ |
| White | 330 | 1676 | 999 | 64 | 514 | 300 |
| Black | 640 | 1911 | 776 | 139 | 722 | 299 |
| Am. Ind./Alskn | 0 | 2 | 2 | 1 | 2 | 0 |
| Asian/Pacfc Isl. | 6 | 27 | 16 | 0 | 7 | 8 |
| Unknown Race | 50 | 24 | 7 | 2 | 3 | 1 |
| TOTAL | 1026 | 3640 | 1800 | 206 | 1248 | 608 |

Note: Gender unknown = 532.
Age range 0-17 includes unknown age.

Aggravated Assault

| Relationship of Victim to Offender (may include multiple relationships) | |
|--|------|
| Spouse | 458 |
| Common-Law Spouse | 31 |
| Parent | 188 |
| Sibling | 235 |
| Child | 467 |
| Grandparent | 18 |
| Grandchild | 24 |
| In-Law | 54 |
| Stepparent | 36 |
| Stepchild | 45 |
| Stepsibling | 6 |
| Other Family Member | 212 |
| Victim Was Offender | 436 |
| Acquaintance | 1901 |
| Friend | 380 |
| Neighbor | 118 |
| Babysittee (the baby) | 19 |
| Boyfriend/Girlfriend | 1121 |
| Child of Boyfriend/Girlfriend | 43 |
| Homosexual Relationship | 35 |
| Ex-Spouse | 41 |
| Employee | 23 |
| Employer | 8 |
| Otherwise Known | 1068 |
| Relationship Unknown | 2427 |
| Victim Was Stranger | 1668 |

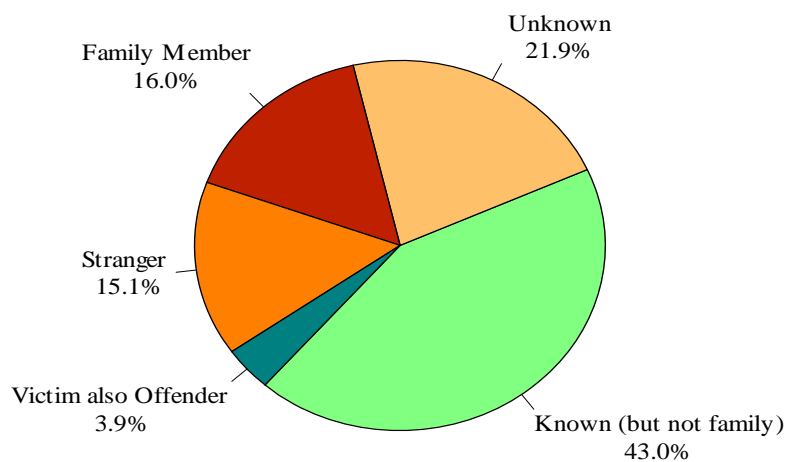
| Circumstances of Aggravated Assaults | |
|--------------------------------------|------|
| Argument | 3646 |
| Assault on Law Officer | 322 |
| Drug Dealing | 41 |
| Gangland | 52 |
| Juvenile Gang | 13 |
| Lover's Quarrel | 419 |
| Other Felony Involved | 82 |
| Other Circumstances | 1806 |
| Unknown Circumstances | 2794 |

(Up to 2 circumstances can be reported for each victim.)

| Gang Related Criminal Information* | |
|--|----------------|
| <u>State Criminal Code</u> | <u>Arrests</u> |
| §18.2-46.2 Prohibited criminal street gang participation. | 114 |
| §18.2-46.3 Recruitment of persons for criminal street gang; penalty. | 14 |
| §18.2-46.3:1 Third or subsequent conviction of criminal street gang crimes. | 0 |
| §18.2-46.3:3 Enhanced punishment for gang activity taking place in a school zone; penalties. | 0 |
| §18.2-55.1 Hazing of youth gang members unlawful; criminal liability. | 0 |

* “§ 52-28.1. Reporting gang related criminal information; inclusion in annual Crime in Virginia report.
The Department of State Police shall include arrest statistics for violation of §§ 18.2-46.2, 18.2-46.3, 18.2-46.3:1, 18.2-46.3:3, and 18.2-55.1 in the annual Crime in Virginia report.”

Victim to Offender Relationship



2013



Kidnaping/Abduction

The unlawful seizure, transportation, and/or detention of a person against his/her will or of a minor without the consent of his/her custodial parent(s) or legal guardian.

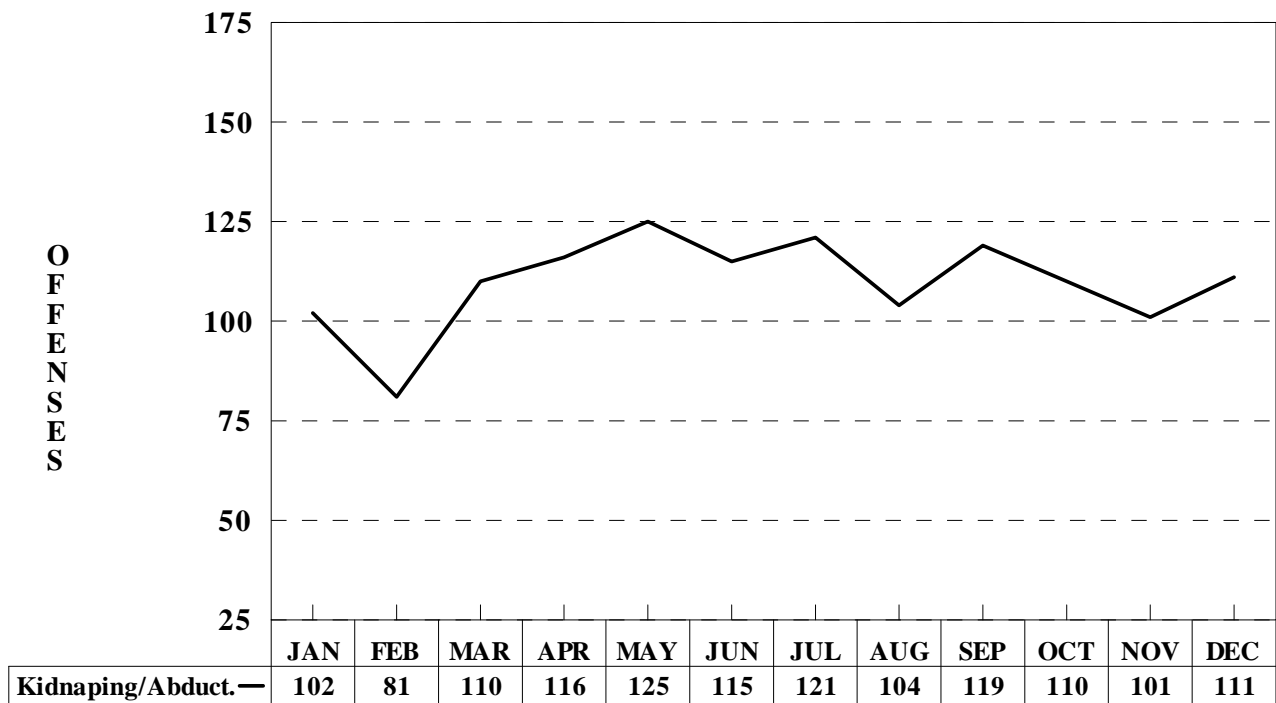
**Kidnaping/
Abduction**



This offense includes not only kidnaping and abduction, but hostage situations as well. Although the object of a kidnaping may be to obtain money or property, this category is intended to capture information only on the persons actually kidnaped or abducted, not those persons or organizations paying ransoms.

In 2013, there were 1,315 actual and attempted kidnapings/abductions involving 1,499 victims. The month of May had the greatest number of occurrences.

MONTHS

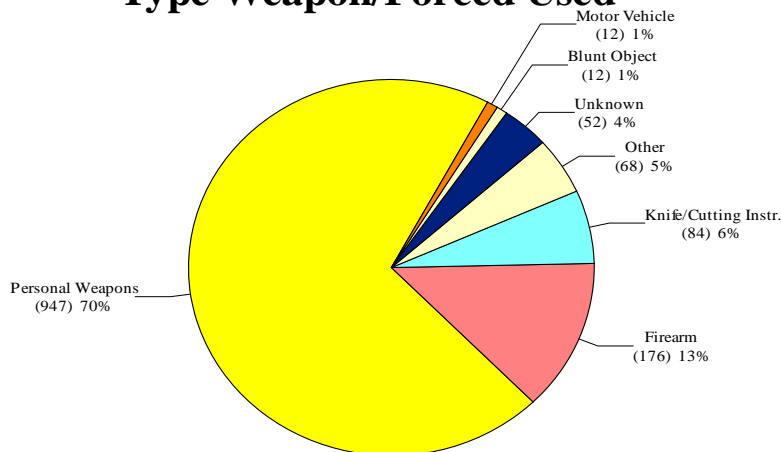


Kidnaping/Abduction

| Relationship of Victim to Offender (may include multiple relationships) | |
|--|-----|
| Spouse | 141 |
| Common-Law Spouse | 12 |
| Parent | 26 |
| Sibling | 13 |
| Child | 94 |
| Grandparent | 0 |
| Grandchild | 18 |
| In-Law | 4 |
| Stepparent | 3 |
| Stepchild | 4 |
| Stepsibling | 2 |
| Other Family Member | 35 |
| Victim Was Offender | 11 |
| Acquaintance | 226 |
| Friend | 46 |
| Neighbor | 12 |
| Babysitree (the baby) | 1 |
| Boyfriend/Girlfriend | 421 |
| Child of Boyfriend/Girlfriend | 13 |
| Homosexual Relationship | 9 |
| Ex-Spouse | 14 |
| Employee | 6 |
| Employer | 4 |
| Otherwise Known | 120 |
| Relationship Unknown | 359 |
| Victim Was Stranger | 263 |

| Location | Number |
|-------------------------------|-------------|
| Air/Bus/Train Terminal | 1 |
| Bank/Savings & Loan | 4 |
| Bar/Night Club | 6 |
| Church/Synagogue/Temple | 3 |
| Commercial/Office Building | 11 |
| Construction Site | 0 |
| Convenience Store | 13 |
| Department/Discount Store | 8 |
| Drug Store/Dr Office/Hospital | 2 |
| Field/Woods | 11 |
| Government/Public Building | 10 |
| Grocery/Supermarket | 4 |
| Highway/Road/Alley | 171 |
| Hotel/Motel/Etc. | 63 |
| Jail/Penitentiary | 2 |
| Lake/Waterway | 0 |
| Liquor Store | 0 |
| Park/Playground | 6 |
| Parking Lot/Garage | 67 |
| Rental/Storage Facility | 2 |
| Residence/Home | 836 |
| Restaurant | 23 |
| School-College | 5 |
| School-Elem./Secondary | 13 |
| Service/Gas Station | 7 |
| Shopping Mall | 2 |
| Specialty Store | 8 |
| Other/Unknown | 37 |
| TOTAL | 1315 |

Type Weapon/Forced Used



| Victim Injury* | Number |
|--------------------------|--------|
| Broken Bones | 14 |
| Possible Internal Injury | 20 |
| Severe Laceration | 27 |
| Minor Injury | 488 |
| Other Major Injury | 41 |
| Loss of Teeth | 1 |
| Unconsciousness | 9 |
| None | 931 |

*May include multiple injuries.



Burglary

The unlawful entry into a building or other structure with the intent to commit a felony or a theft

A "structure" is considered to include, but not be limited to, all buildings, railroad car, garage, housetrailer or houseboat (if used as permanent dwelling), room, barn, stable, mill and ship.

Burglary



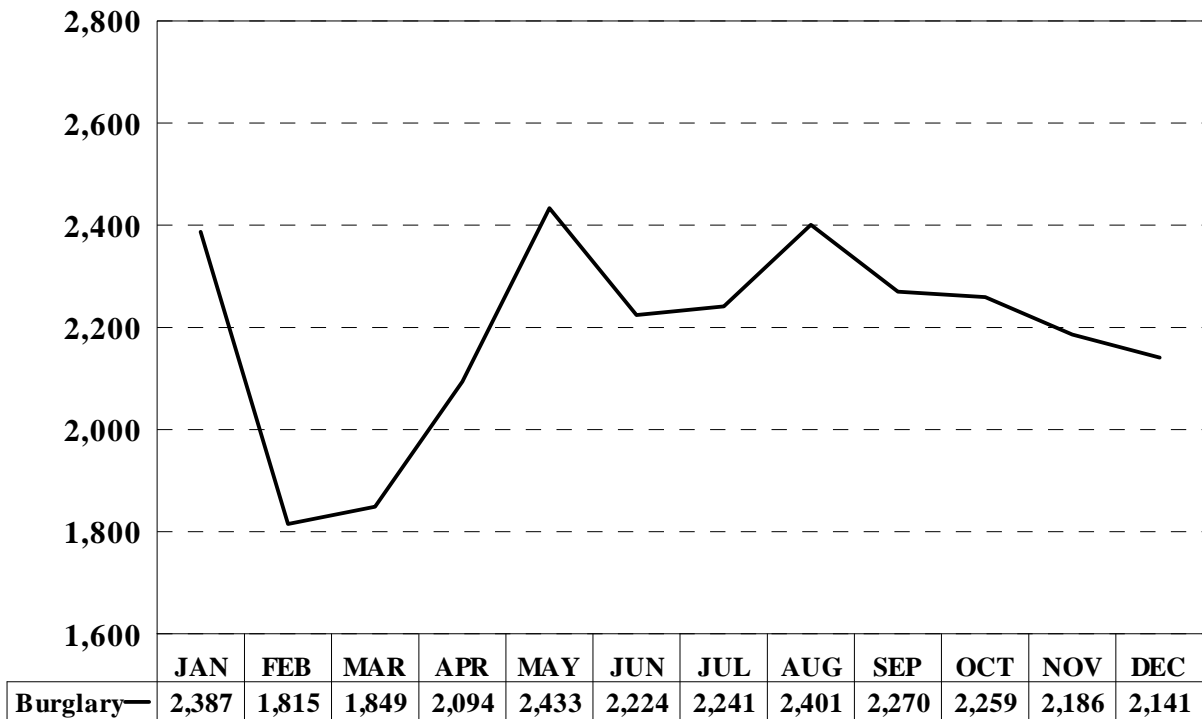
Offenses locally known as burglary (any degree), unlawful entry with intent to commit a larceny or felony, breaking and entering with intent to commit a larceny, and housebreaking are classified as burglary.

Thefts from telephone booths, coin-operated machines, automobiles, tents, or shoplifting from commercial establishments are classified as larcenies and are not included in this offense.

There were 26,300 burglaries/attempted burglaries reported by the contributing agencies in 2013. The month of May had the greatest occurrence of burglaries.

MONTHS

OFFENSES



Victims and Offenders of Burglaries

| AGE, GENDER AND RACE OF VICTIM | | | | | | |
|--------------------------------|------------|-------------|-------------|------------|-------------|-------------|
| Race | Male | | | Female | | |
| | 0 - 17 | 18 - 35 | 36+ | 0 - 17 | 18 - 35 | 36+ |
| White | 284 | 3105 | 5801 | 187 | 2747 | 4561 |
| Black | 111 | 1549 | 2007 | 104 | 2555 | 2455 |
| Am. Ind./Alskn | 0 | 3 | 14 | 0 | 3 | 5 |
| Asian/Pacfc Isl. | 5 | 84 | 142 | 5 | 82 | 132 |
| Unknown Race | 55 | 80 | 93 | 46 | 42 | 66 |
| TOTAL | 455 | 4821 | 8057 | 342 | 5429 | 7219 |

Note: Gender unknown = 46.
Age range 0-17 includes unknown age.

| AGE, GENDER AND RACE OF OFFENDER | | | | | | |
|----------------------------------|-------------|-------------|-------------|------------|-------------|------------|
| Race | Male | | | Female | | |
| | 0 - 17 | 18 - 35 | 36+ | 0 - 17 | 18 - 35 | 36+ |
| White | 910 | 3182 | 912 | 119 | 717 | 266 |
| Black | 1559 | 2985 | 593 | 91 | 352 | 87 |
| Am. Ind./Alskn | 0 | 0 | 0 | 1 | 0 | 0 |
| Asian/Pacfc Isl. | 10 | 20 | 4 | 0 | 5 | 4 |
| Unknown Race | 198 | 125 | 20 | 29 | 20 | 8 |
| TOTAL | 2677 | 6312 | 1529 | 240 | 1094 | 365 |

Note: Gender unknown = 6041.
Age range 0-17 includes unknown age.

Burglary

| Point of Entry/Exit During Burglary | Entry | Exit |
|-------------------------------------|-------|------|
| Front | 3875 | 3308 |
| Rear | 5373 | 4176 |
| Side | 1760 | 1100 |
| Attic | 19 | 11 |
| Vent/AC | 105 | 39 |
| Window | 3919 | 1238 |
| Door | 6677 | 7136 |
| Patio/Sliding Dr | 474 | 421 |
| Balcony/Fire Escape | 30 | 12 |
| Attached Garage | 397 | 286 |
| Wall | 41 | 23 |
| Vehicle | 4 | 7 |
| Floor | 18 | 14 |
| Roof/Skylight | 52 | 23 |
| Hidden Within | 4 | 5 |
| Other | 420 | 244 |
| Unknown | 859 | 1295 |

| Type Security of Structure | Number |
|----------------------------|--------|
| Alarm/Audio | 868 |
| Alarm/Silent | 176 |
| Bars/Grate | 57 |
| Camera | 511 |
| Dog | 183 |
| Dead Bolt | 1929 |
| Locked | 7632 |
| Unlocked | 1824 |
| Exterior Lights | 171 |
| Interior Lights | 57 |
| Fence | 198 |
| Guard | 33 |
| Neighborhood Watch | 10 |
| Other | 219 |
| None | 2006 |

(Up to 2 security types can be reported for each offense.)

(Up to 2 entry and exit points can be reported for each offense.)

| Resident Status* of Victim | Number |
|----------------------------|--------------|
| Resident | 23809 |
| Nonresident | 2008 |
| Known | 552 |
| Total | 26369 |

* Resident of jurisdiction where offense occurred.

| How Offender(s) Left Scene | Number |
|----------------------------|--------|
| Auto | 649 |
| Truck | 123 |
| Van | 35 |
| Motorcycle | 5 |
| Bicycle | 70 |
| Foot | 1772 |
| Moped | 12 |
| Other | 162 |
| Unknown | 8802 |

Burglaries By Day of Week and Time of Day

| Day/Time | 00:00 | 02:00 | 04:00 | 06:00 | 08:00 | 10:00 | 12:00 | 14:00 | 16:00 | 18:00 | 20:00 | 22:00 | Unk |
|--------------|-------------|-------------|------------|-------------|-------------|-------------|-------------|-------------|-------------|-------------|-------------|-------------|------------|
| | 01:59 | 03:59 | 05:59 | 07:59 | 09:59 | 11:59 | 13:59 | 15:59 | 17:59 | 19:59 | 21:59 | 23:59 | |
| Monday | 331 | 132 | 104 | 351 | 519 | 389 | 450 | 370 | 412 | 358 | 268 | 253 | 64 |
| Tuesday | 270 | 125 | 149 | 399 | 534 | 368 | 384 | 405 | 420 | 367 | 327 | 231 | 72 |
| Wednesday | 259 | 131 | 125 | 369 | 492 | 351 | 382 | 330 | 418 | 342 | 299 | 222 | 54 |
| Thursday | 286 | 123 | 119 | 364 | 515 | 379 | 367 | 355 | 403 | 348 | 299 | 252 | 56 |
| Friday | 312 | 132 | 119 | 349 | 541 | 384 | 438 | 402 | 551 | 404 | 319 | 301 | 76 |
| Saturday | 368 | 177 | 100 | 128 | 271 | 269 | 361 | 295 | 364 | 317 | 281 | 291 | 66 |
| Sunday | 300 | 183 | 99 | 116 | 216 | 262 | 333 | 283 | 345 | 273 | 258 | 260 | 64 |
| TOTAL | 2126 | 1003 | 815 | 2076 | 3088 | 2402 | 2715 | 2440 | 2913 | 2409 | 2051 | 1810 | 452 |



Larceny

The unlawful taking, carrying, leading, or riding away of property from the possession, or constructive possession, of another person

Pocket Picking

The theft of articles from another person's physical possession by stealth where the victim usually does not become immediately aware of the theft

Purse Snatching

The grabbing or snatching of a purse, handbag, etc., from the physical possession of another person

Shoplifting

The theft, by someone other than an employee of the victim, of goods or merchandise exposed for sale

Theft From Building

The theft from within a building which is either open to the general public or where the offender has legal access

Theft From Coin-Operated Machine or Device

The theft from a machine or device which is operated or activated by the use of coins

Theft From Motor Vehicle

The theft of articles from a motor vehicle, whether locked or unlocked

Theft of Motor Vehicle Parts or Accessories

The theft of any part or accessory affixed to the interior or exterior of a motor vehicle in a manner which would make the item an attachment of the vehicle, or necessary for its operation

All Other Larceny

All thefts which do not fit any of the definitions of the specific subcategories of Larceny/Theft listed above

Included are thefts from fenced enclosures. Thefts of animals, bicycles, lawn mowers, lawn furniture, hand tools, and farm and construction equipment are also included where no breaking or entering of a structure is involved.

Larceny



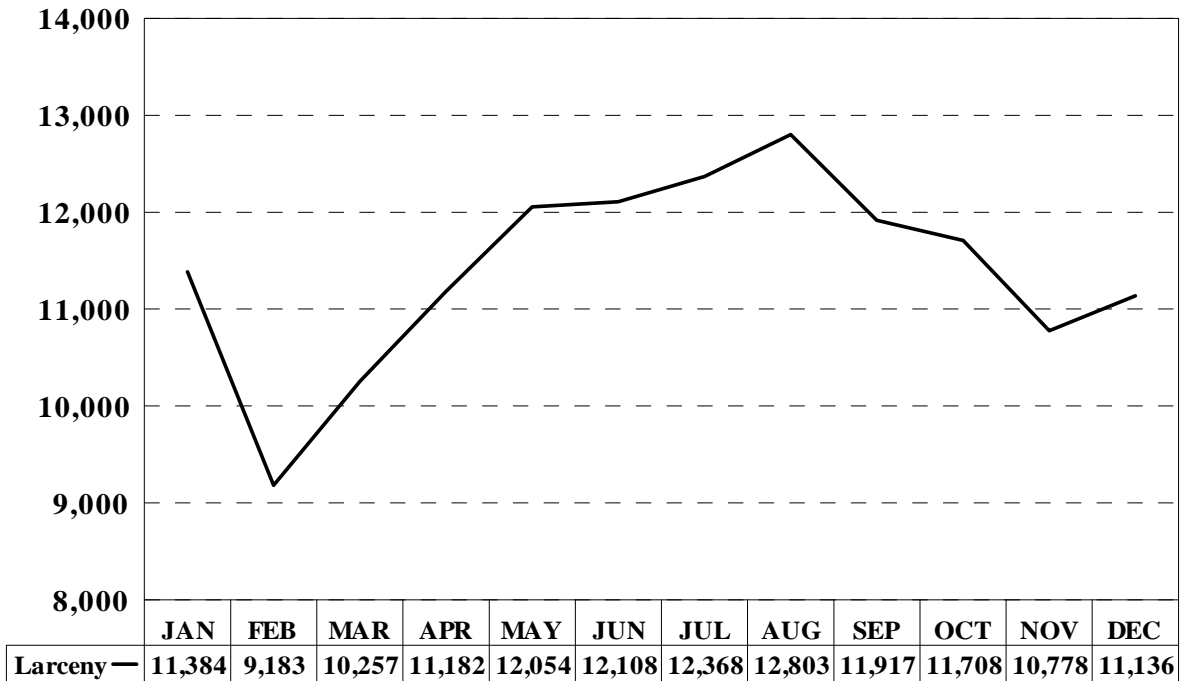
Local offense classifications such as grand theft, petty larceny, or felony larceny have no bearing on the fact that each distinct operation of larceny is reported as one offense.

Motor vehicle theft is not included in the larceny totals and is counted separately because of the great volume of such thefts.

There were 136,878 larceny/attempted larceny offenses reported by the contributing agencies during 2013. August had the greatest occurrence of offenses reported.

MONTHS

OFFENSES



Larceny

The nature of larceny, a crime of opportunity, sneak thievery and petty unobserved thefts, makes it an extremely difficult offense for law enforcement officers to solve. A lack of witnesses and the volume of these crimes work in the offender's favor.

| Location | Number |
|-------------------------------|---------------|
| Abandoned/Condemned Struc. | 74 |
| Air/Bus/Train Terminal | 548 |
| Amusement Park | 101 |
| Arena/Stadium | 89 |
| ATM Seperate from Bank | 18 |
| Auto Dealership | 307 |
| Bank/Savings & Loan | 334 |
| Bar/Night Club | 679 |
| Camp/Campground | 68 |
| Church/Synagogue/Temple | 698 |
| Commercial/Office Building | 3062 |
| Construction Site | 1088 |
| Convenience Store | 5068 |
| Daycare Facility | 64 |
| Department/Discount Store | 19386 |
| Dock/Freight Terminal | 50 |
| Drug Store/Dr Office/Hospital | 1904 |
| Farm Facility | 176 |
| Field/Woods | 943 |
| Gambling Facility | 5 |
| Government/Public Building | 1250 |
| Grocery/Supermarket | 5518 |
| Highway/Road/Alley | 10256 |
| Hotel/Motel/Etc. | 1619 |
| Industrial Site | 222 |
| Jail/Penitentiary | 39 |
| Lake/Waterway | 228 |
| Liquor Store | 1413 |
| Park/Playground | 525 |
| Parking Lot/Garage | 14864 |
| Rental/Storage Facility | 368 |
| Residence/Home | 46355 |
| Rest Area | 8 |
| Restaurant | 2509 |
| School-College | 1699 |
| School-Elem./Secondary | 2940 |
| Service/Gas Station | 1642 |
| Shopping Mall | 1508 |
| Specialty Store | 3619 |
| Other/Unknown | 5634 |
| TOTAL | 136878 |

| Classification | Number |
|--|---------------|
| Pocket Picking | 628 |
| Purse Snatching | 225 |
| Shoplifting | 30406 |
| Theft From Building | 21970 |
| Theft From Coin-Operated Machine or Device | 229 |
| Theft From Motor Vehicles | 29858 |
| Theft of Motor Vehicle Parts & Accessories | 7693 |
| All Other Larceny | 45869 |
| TOTAL | 136878 |

| Day of Week | Number |
|--------------|---------------|
| Monday | 20425 |
| Tuesday | 20546 |
| Wednesday | 20024 |
| Thursday | 19435 |
| Friday | 21187 |
| Saturday | 18806 |
| Sunday | 16455 |
| TOTAL | 136878 |



Motor Vehicle Theft

Theft of a motor vehicle. A motor vehicle is defined as a self-propelled vehicle that runs on the surface of land and not on rails, and which fits one of the following descriptions:

Automobiles - *sedans, coupes, station wagons, convertibles, taxicabs, or other similar motor vehicles which serve the primary purpose of transporting people*

Buses - *motor vehicles which are specifically designed (but not necessarily used) to transport groups of people on a commercial basis*

Recreational Vehicles - *motor vehicles which are specifically designed (but not necessarily used) to transport people and also provide them temporary lodging for recreational purposes*

Trucks - *motor vehicles which are specifically designed (but not necessarily used) to transport cargo*

Other Motor Vehicles - *any other motor vehicles, e.g., motorcycles, motor scooters, trail bikes, mopeds, snowmobiles, golf carts, etc., whose primary purpose is to transport people*

**Motor Vehicle
Theft**



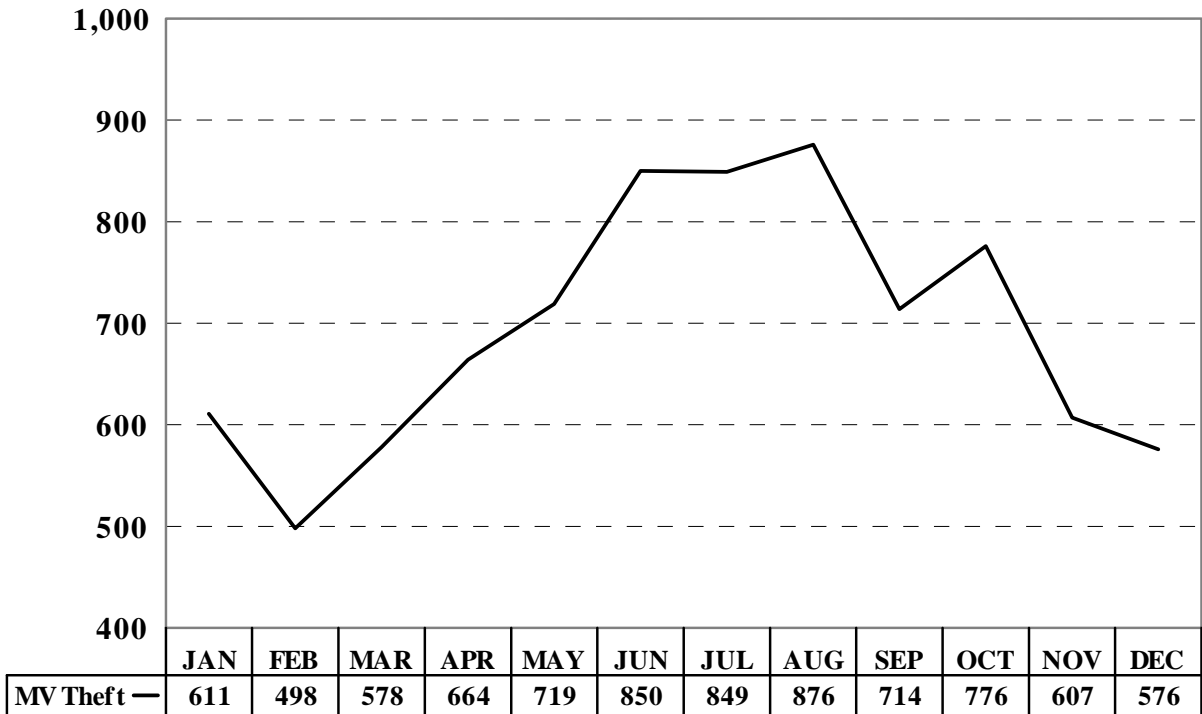
All cases where motor vehicles are taken by persons not having lawful access even though the vehicles are later abandoned are counted in this offense. Joyriding is included.

Unauthorized use by chauffeurs and others having lawful access to the vehicle is not included in motor vehicle theft.

In 2013, contributing agencies reported 8,318 offenses of motor vehicle theft (8,063 completed and 255 attempted). A total of 8,396 motor vehicles were reported stolen. August had the greatest occurrence of offenses reported.

MONTHS

**O
F
F
E
N
S
E
S**



Victims and Offenders of Motor Vehicle Thefts

| AGE, GENDER AND RACE OF VICTIM | | | | | | |
|--------------------------------|------------|-------------|-------------|-----------|-------------|-------------|
| Race | Male | | | Female | | |
| | 0 - 17 | 18 - 35 | 36+ | 0 - 17 | 18 - 35 | 36+ |
| White | 67 | 1269 | 1791 | 35 | 552 | 820 |
| Black | 28 | 650 | 874 | 8 | 642 | 650 |
| Am. Ind./Alskn | 0 | 2 | 2 | 0 | 1 | 0 |
| Asian/Pacfc Isl. | 3 | 32 | 45 | 0 | 12 | 14 |
| Unknown Race | 19 | 44 | 58 | 15 | 22 | 33 |
| TOTAL | 117 | 1997 | 2770 | 58 | 1229 | 1517 |

Note: Gender unknown = 16.
Age range 0-17 includes unknown age.

| AGE, GENDER AND RACE OF OFFENDER | | | | | | |
|----------------------------------|------------|-------------|------------|------------|------------|------------|
| Race | Male | | | Female | | |
| | 0 - 17 | 18 - 35 | 36+ | 0 - 17 | 18 - 35 | 36+ |
| White | 258 | 782 | 303 | 57 | 207 | 103 |
| Black | 404 | 803 | 314 | 37 | 142 | 54 |
| Am. Ind./Alskn | 0 | 0 | 0 | 0 | 0 | 0 |
| Asian/Pacfc Isl. | 1 | 5 | 5 | 2 | 4 | 2 |
| Unknown Race | 44 | 44 | 11 | 6 | 1 | 3 |
| TOTAL | 707 | 1634 | 633 | 102 | 354 | 162 |

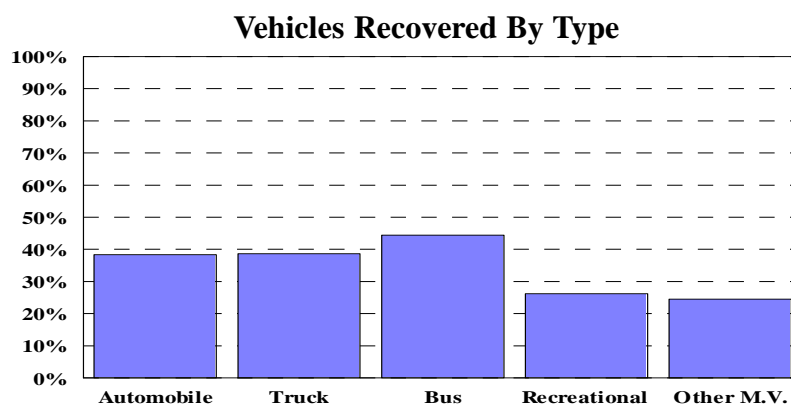
Note: Gender unknown = 1503.
Age range 0-17 includes unknown age.

Motor Vehicle Theft

| Location of M/V Theft | Number |
|---------------------------------|--------|
| Abandoned/Condemned Struc. | 2 |
| Air/Bus/Train Terminal | 26 |
| Arena/Stadium | 3 |
| Auto Dealership | 104 |
| Bank/Savings & Loan | 3 |
| Bar/Night Club | 23 |
| Camp/Campground | 1 |
| Church/Synagogue/Temple | 24 |
| Commercial/Office Building | 129 |
| Construction Site | 15 |
| Convenience Store | 64 |
| Dock/Freight Terminal | 4 |
| Daycare Facility | 4 |
| Department/Discount Store | 29 |
| Drug Store/Dr Office/Hospital | 20 |
| Farm Facility | 15 |
| Field/Woods | 57 |
| Government/Public Building | 17 |
| Grocery/Supermarket | 19 |
| Highway/Road/Alley | 1714 |
| Hotel/Motel/Etc. | 99 |
| Industrial Site | 10 |
| Jail/Penitentiary | 7 |
| Lake/Waterway | 4 |
| Liquor Store | 1 |
| Park/Playground | 9 |
| Parking Lot/Garage | 2127 |
| Rental/Storage Facility | 39 |
| Residence/Home | 3258 |
| (Continued, top of page) | |

| Location of M/V Theft (continued) | Number |
|--------------------------------------|-------------|
| Restaurant | 51 |
| School - College | 34 |
| School - Elem./Secondary | 19 |
| Service/Gas Station | 89 |
| Shelter-Mission/Home | 2 |
| Shopping Mall | 9 |
| Specialty Store | 38 |
| Other/Unknown | 249 |
| TOTAL | 8318 |

| Vehicle Counts By Type | | |
|------------------------|-------------|-------------|
| Type | Stolen | Recovered |
| Automobiles | 5172 | 3257 |
| Buses | 4 | 3 |
| Recreational Vehicles | 286 | 103 |
| Trucks | 538 | 349 |
| Other Motor Vehicles | 2396 | 768 |
| TOTAL | 8396 | 4480 |



Motor Vehicle Theft By Day of Week and Time of Day

| Day/Time | 00:00 | 02:00 | 04:00 | 06:00 | 08:00 | 10:00 | 12:00 | 14:00 | 16:00 | 18:00 | 20:00 | 22:00 | Unk |
|--------------|------------|------------|------------|------------|------------|------------|------------|------------|------------|------------|-------------|-------------|------------|
| | 01:59 | 03:59 | 05:59 | 07:59 | 09:59 | 11:59 | 13:59 | 15:59 | 17:59 | 19:59 | 21:59 | 23:59 | |
| Monday | 147 | 37 | 35 | 85 | 99 | 79 | 104 | 77 | 99 | 138 | 150 | 142 | 19 |
| Tuesday | 105 | 53 | 33 | 64 | 94 | 62 | 75 | 89 | 120 | 129 | 145 | 144 | 26 |
| Wednesday | 104 | 47 | 34 | 71 | 110 | 49 | 90 | 76 | 127 | 131 | 150 | 166 | 15 |
| Thursday | 132 | 48 | 34 | 58 | 92 | 80 | 75 | 92 | 115 | 120 | 154 | 147 | 15 |
| Friday | 120 | 44 | 27 | 64 | 93 | 69 | 90 | 87 | 152 | 151 | 155 | 186 | 35 |
| Saturday | 163 | 79 | 40 | 43 | 87 | 95 | 104 | 72 | 105 | 125 | 136 | 166 | 19 |
| Sunday | 154 | 90 | 30 | 41 | 71 | 62 | 72 | 57 | 117 | 122 | 149 | 148 | 16 |
| TOTAL | 925 | 398 | 233 | 426 | 646 | 496 | 610 | 550 | 835 | 916 | 1039 | 1099 | 145 |



Arson

To unlawfully and intentionally damage, or attempt to damage, any real or personal property by fire or incendiary device

The value of property burned, including incidental damage resulting from fighting the fire, is reported in the value of the property loss.

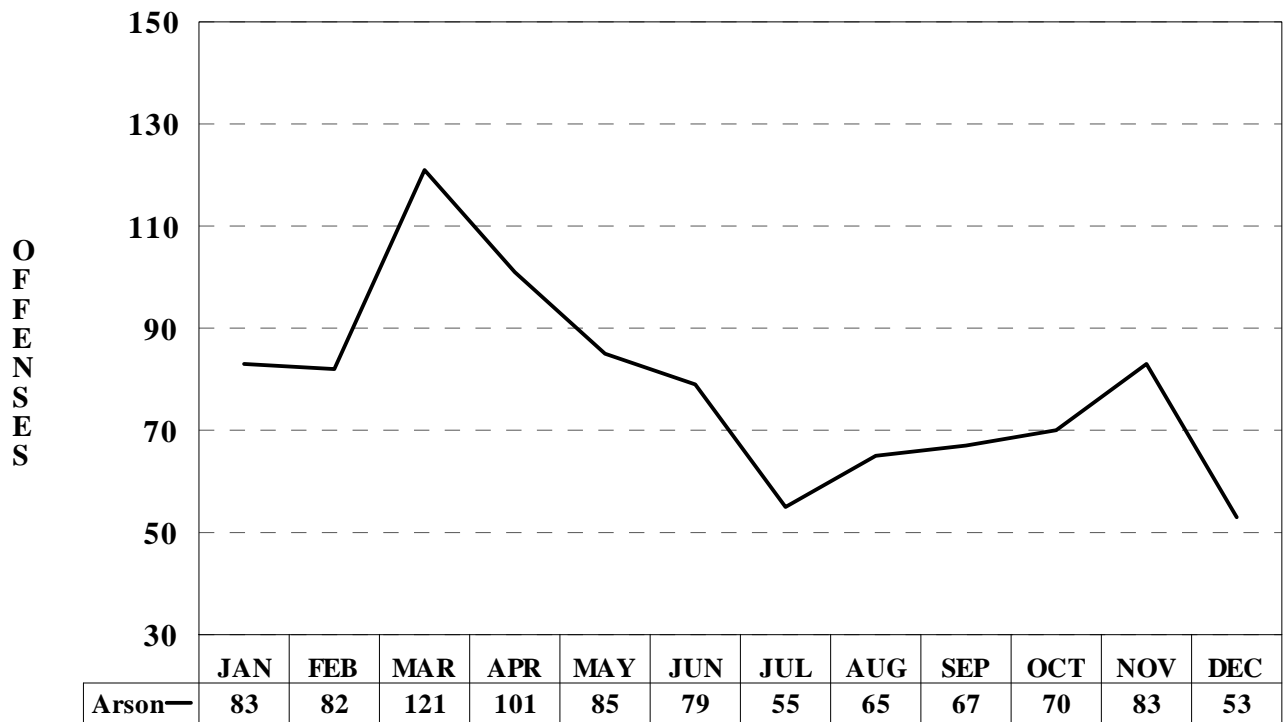
Arson



Only fires determined through investigation to have been unlawfully and intentionally set are classified as Arson. Attempts to burn are included, but fires of suspicious or unknown origin are not reported.

There were 944 arsons/attempted arsons reported in 2013 by the contributing agencies resulting in a total property loss of \$9,968,008. The month of March had the most occurrences of arson reported.

MONTHS



Arson

CLASSIFICATION BY LOCATION AND VALUE LOSS BY PROPERTY

| Location of Arson | Number |
|-------------------------------|------------|
| Air/Bus/Train Terminal | 2 |
| Amusement Park | 0 |
| Arena/Stadium | 1 |
| ATM Seperate from Bank | 0 |
| Auto Dealership | 0 |
| Bank/Savings & Loan | 0 |
| Bar/Night Club | 3 |
| Camp/Campground | 4 |
| Church/Synagogue/Temple | 10 |
| Commercial/Office Building | 23 |
| Construction Site | 7 |
| Convenience Store | 6 |
| Dock/Freight Terminal | 0 |
| Daycare Facility | 3 |
| Department/Discount Store | 3 |
| Drug Store/Dr Office/Hospital | 5 |
| Farm Facility | 3 |
| Field/Woods | 84 |
| Gambling Facility | 0 |
| Government/Public Building | 12 |
| Grocery/Supermarket | 3 |
| Highway/Road/Alley | 85 |
| Hotel/Motel/Etc. | 4 |
| Industrial Site | 1 |
| Jail/Penitentiary | 1 |
| Lake/Waterway | 0 |
| Liquor Store | 0 |
| Park/Playground | 31 |
| Parking Lot/Garage | 54 |
| Rental/Storage Facility | 11 |
| Residence/Home | 448 |
| Rest Area | 1 |
| Restaurant | 8 |
| School-College | 18 |
| School-Elem./Secondary | 51 |
| Service/Gas Station | 4 |
| Shopping Mall | 1 |
| Specialty Store | 6 |
| Other/Unknown | 42 |
| TOTAL | 944 |

| Structures | Loss Value |
|-------------------------------|--------------------|
| Single Occupancy Dwelling | \$5,148,260 |
| Other Dwelling | 488,293 |
| Commercial/Business | 1,945,192 |
| Industrial/Manufacturing | 500 |
| Public/Community | 253,650 |
| Storage | 198,145 |
| Other | 277,450 |
| Non-Structure | |
| Artistic Supplies/Accessories | 38 |
| Automobiles | 444,682 |
| Bicycles | 100 |
| Building Materials | 2,990 |
| Buses | 1,000 |
| Clothes/Furs | 7,117 |
| Computer Hardware/Software | 700 |
| Consumable Goods | 10,004 |
| Crops | 4,925 |
| Farm Equipment | 10,000 |
| Firearms | 600 |
| Fuel | 5 |
| Heavy Construction/Indust. | 16,800 |
| Household Goods | 122,503 |
| Jewelry/Precious Metals | 0 |
| Merchandise | 0 |
| Medical/Medical Lab Equip. | 14,485 |
| Money | 0 |
| Negotiable Instruments | 0 |
| Office-Type Equipment | 0 |
| Other Motor Vehicles | 63,050 |
| Purses/Handbags/Wallets | 15 |
| Radios/TVs/VCRs | 3,050 |
| Recordings-Audio/Visual | 0 |
| Recreational/Sports Equip. | 345 |
| Recreational Vehicles | 32,252 |
| Tools | 8,610 |
| Trailers | 13,000 |
| Trucks | 78,200 |
| Vehicle Parts/Accessories | 44,100 |
| Watercraft | 0 |
| Other | 777,947 |
| TOTAL | \$9,968,008 |

Arson

| Point of Entry/Exit During Arson | Entry | Exit |
|----------------------------------|-------|------|
| Front | 9 | 7 |
| Rear | 7 | 6 |
| Side | 1 | 1 |
| Attic | 0 | 0 |
| Vent/AC | 0 | 0 |
| Window | 4 | 3 |
| Door | 8 | 7 |
| Patio/Sliding Dr | 0 | 0 |
| Balcony/Fire Escape | 0 | 0 |
| Attached Garage | 0 | 0 |
| Wall | 0 | 0 |
| Vehicle | 1 | 1 |
| Floor | 0 | 0 |
| Roof/Skylight | 0 | 0 |
| Hidden Within | 0 | 0 |
| Other | 6 | 4 |
| Unknown | 20 | 19 |

(Up to 2 entry and exit points can be reported for each offense.)

| Gender and Race of Victim | | |
|---------------------------|------------|------------|
| Race | Male | Female |
| White | 227 | 163 |
| Black | 77 | 94 |
| Am.Ind./Alskn | 0 | 0 |
| Asian/Pacfc Isl. | 8 | 2 |
| Unknown Race | 21 | 13 |
| TOTAL | 333 | 272 |

Note: Gender not reported = 13.

| Gender and Race of Offender | | |
|-----------------------------|------------|-----------|
| Race | Male | Female |
| White | 294 | 50 |
| Black | 183 | 42 |
| Am.Ind./Alskn | 0 | 1 |
| Asian/Pacfc Isl. | 2 | 0 |
| Unknown Race | 15 | 1 |
| TOTAL | 494 | 94 |

Note: Gender not reported = 237.


Arson By Day of Week and Time of Day

| Day/Time | 00:00 | 02:00 | 04:00 | 06:00 | 08:00 | 10:00 | 12:00 | 14:00 | 16:00 | 18:00 | 20:00 | 22:00 | Unk |
|--------------|------------|-----------|-----------|-----------|-----------|-----------|-----------|-----------|-----------|------------|------------|------------|----------|
| | 01:59 | 03:59 | 05:59 | 07:59 | 09:59 | 11:59 | 13:59 | 15:59 | 17:59 | 19:59 | 21:59 | 23:59 | |
| Monday | 18 | 10 | 8 | 4 | 10 | 4 | 6 | 11 | 14 | 10 | 14 | 21 | 1 |
| Tuesday | 22 | 5 | 5 | 8 | 7 | 8 | 10 | 16 | 13 | 20 | 16 | 15 | 1 |
| Wednesday | 17 | 16 | 6 | 6 | 7 | 9 | 12 | 16 | 12 | 17 | 16 | 10 | 0 |
| Thursday | 15 | 8 | 6 | 1 | 7 | 6 | 6 | 6 | 9 | 14 | 13 | 14 | 1 |
| Friday | 16 | 11 | 8 | 2 | 5 | 10 | 4 | 12 | 19 | 17 | 22 | 13 | 2 |
| Saturday | 15 | 10 | 11 | 3 | 10 | 9 | 8 | 10 | 11 | 14 | 24 | 12 | 3 |
| Sunday | 21 | 16 | 7 | 3 | 3 | 5 | 7 | 11 | 16 | 14 | 16 | 16 | 1 |
| TOTAL | 124 | 76 | 51 | 27 | 49 | 51 | 53 | 82 | 94 | 106 | 121 | 101 | 9 |



III

Summary of Group A Offenses



Violent Crime

Violent crime offenses include murder/nonnegligent manslaughter, aggravated assault, forcible sex offenses and robbery. All violent crimes involve force or threat of force.

In 2013, contributing agencies reported 17,228 violent crime offenses involving 19,754 individual victims.

| Relationship of Victim to Offender (may include multiple relationships) | |
|--|----------------|
| | Percent |
| Spouse | 2.4 |
| Common-Law Spouse | .2 |
| Parent | .9 |
| Sibling | 1.7 |
| Child | 3.1 |
| Grandparent | .1 |
| Grandchild | .6 |
| In-Law | .3 |
| Stepparent | .3 |
| Stepchild | .7 |
| Stepsibling | .2 |
| Other Family Member | 2.7 |
| Victim Was Offender | 1.9 |
| Acquaintance | 16.1 |
| Friend | 3.1 |
| Neighbor | 1.0 |
| Babysitree (the baby) | .3 |
| Boyfriend/Girlfriend | 5.7 |
| Child of Boyfriend/Girlfriend | .4 |
| Homosexual Relationship | .2 |
| Ex-Spouse | .2 |
| Employee | .2 |
| Employer | .1 |
| Otherwise Known | 7.9 |
| Stranger | 21.2 |
| Unknown | 28.4 |
| Total Relationships Reported | 24,280 |

| Violent Crime: Offender(s) Suspected of Using By Offense | | | |
|---|----------------|-------------------------------|--------------|
| (Up to 3 suspected usages can be reported for each offense.) | | | |
| Suspected of Using | Alcohol | Computer Equipment | Drugs |
| Murder/Non-Negl. Mansl. | 14 | 0 | 6 |
| Aggravated Assault | 1071 | 8 | 140 |
| Forcible Rape | 189 | 2 | 58 |
| Forcible Sodomy | 43 | 2 | 8 |
| Sexual Assault w/Object | 24 | 0 | 4 |
| Forcible Fondling | 103 | 9 | 10 |
| Robbery | 108 | 2 | 64 |
| Total | 1552 | 23 | 290 |

| Resident Status* of Victim | Percent |
|---------------------------------------|----------------|
| Resident | 79.6 |
| Nonresident | 17.9 |
| Unk/Not Reported | 2.4 |

* Resident of jurisdiction where offense occurred.

Violent Crime Location By Offense

| Location | Murder/ Nonneg. Mnslghtr | Aggrvatd Assault | Forcible Rape | Forcible Sodomy | Sexual Assault w/Object | Forcible Fondling | Robbery |
|-------------------------------|--------------------------------|---------------------|------------------|--------------------|-------------------------------|----------------------|-------------|
| Air/Bus/Train Terminal | 0 | 13 | 1 | 4 | 0 | 11 | 13 |
| Bank/Savings & Loan | 0 | 2 | 0 | 0 | 0 | 0 | 164 |
| Bar/Night Club | 3 | 151 | 4 | 2 | 0 | 9 | 9 |
| Camp/Campground | 0 | 7 | 1 | 0 | 2 | 2 | 0 |
| Church/Synagogue/Temple | 1 | 14 | 2 | 2 | 0 | 10 | 9 |
| Commercial/Office Building | 0 | 39 | 7 | 2 | 3 | 21 | 42 |
| Construction Site | 0 | 4 | 0 | 0 | 0 | 0 | 1 |
| Convenience Store | 3 | 80 | 0 | 1 | 1 | 9 | 342 |
| Daycare Facility | 0 | 2 | 0 | 2 | 0 | 12 | 0 |
| Department/Discount Store | 0 | 32 | 1 | 1 | 3 | 15 | 73 |
| Drug Store/Dr Office/Hospital | 1 | 47 | 9 | 3 | 4 | 41 | 45 |
| Field/Woods | 10 | 80 | 46 | 10 | 9 | 23 | 91 |
| Government/Public Building | 0 | 46 | 9 | 3 | 4 | 23 | 13 |
| Grocery/Supermarket | 2 | 13 | 1 | 0 | 0 | 4 | 47 |
| Highway/Road/Alley | 62 | 1672 | 46 | 18 | 10 | 125 | 1414 |
| Hotel/Motel/Etc. | 9 | 112 | 70 | 21 | 6 | 36 | 159 |
| Jail/Penitentiary | 0 | 49 | 1 | 5 | 0 | 13 | 1 |
| Lake/Waterway | 0 | 11 | 2 | 2 | 0 | 3 | 2 |
| Liquor Store | 0 | 0 | 0 | 0 | 0 | 0 | 1 |
| Park/Playground | 3 | 61 | 9 | 3 | 4 | 17 | 62 |
| Parking Lot/Garage | 22 | 565 | 48 | 13 | 3 | 45 | 612 |
| Rental/Storage Facility | 0 | 6 | 3 | 1 | 0 | 2 | 2 |
| Residence/Home | 161 | 4302 | 1019 | 403 | 215 | 1549 | 972 |
| Restaurant | 3 | 96 | 7 | 3 | 1 | 27 | 125 |
| School - College | 1 | 24 | 25 | 4 | 1 | 30 | 13 |
| School - Elem./Secondary | 0 | 118 | 14 | 19 | 5 | 126 | 30 |
| Service/Gas Station | 1 | 22 | 2 | 0 | 0 | 3 | 91 |
| Shopping Mall | 0 | 6 | 0 | 0 | 1 | 3 | 25 |
| Specialty Store | 0 | 19 | 1 | 2 | 0 | 14 | 90 |
| Other/Unknown | 12 | 196 | 83 | 19 | 19 | 173 | 107 |
| TOTAL | 294 | 7789 | 1411 | 543 | 291 | 2346 | 4555 |

Violent Crime By Day of Week and Time of Day

| Day/Time | 00:00 | 02:00 | 04:00 | 06:00 | 08:00 | 10:00 | 12:00 | 14:00 | 16:00 | 18:00 | 20:00 | 22:00 | Unk |
|--------------|-------------|-------------|------------|------------|------------|------------|-------------|-------------|-------------|-------------|-------------|-------------|------------|
| | 01:59 | 03:59 | 05:59 | 07:59 | 09:59 | 11:59 | 13:59 | 15:59 | 17:59 | 19:59 | 21:59 | 23:59 | |
| Monday | 307 | 123 | 53 | 61 | 130 | 149 | 221 | 205 | 227 | 228 | 308 | 295 | 60 |
| Tuesday | 276 | 123 | 62 | 58 | 155 | 142 | 191 | 186 | 218 | 265 | 298 | 305 | 69 |
| Wednesday | 273 | 111 | 47 | 71 | 110 | 152 | 169 | 220 | 213 | 215 | 298 | 309 | 44 |
| Thursday | 257 | 126 | 59 | 60 | 130 | 126 | 161 | 205 | 226 | 259 | 284 | 300 | 66 |
| Friday | 343 | 173 | 67 | 59 | 132 | 131 | 180 | 234 | 231 | 278 | 314 | 365 | 53 |
| Saturday | 508 | 299 | 131 | 77 | 109 | 139 | 138 | 176 | 206 | 239 | 307 | 403 | 49 |
| Sunday | 469 | 340 | 134 | 57 | 96 | 119 | 142 | 142 | 216 | 283 | 313 | 311 | 60 |
| TOTAL | 2433 | 1295 | 553 | 443 | 862 | 958 | 1202 | 1368 | 1537 | 1767 | 2122 | 2288 | 401 |

Type Weapon/Force Involved By Violent Offense

(Up to 3 types of weapon/force can be reported for each offense.)

| Type Weapon/Force | Murder/ Nonneg. Mnslghtr | Aggravated Assault* | Forcible Rape | Forcible Sodomy | Sexual Assault w/Object | Forcible Fondling | Robbery |
|-------------------------|--------------------------------|------------------------|------------------|--------------------|-------------------------------|----------------------|---------|
| Firearm (type unknown) | 75 | 463 | 1 | 2 | 0 | 1 | 322 |
| Automatic Firearm | 3 | 21 | 0 | 0 | 0 | 0 | 41 |
| Handgun | 100 | 786 | 19 | 3 | 1 | 4 | 1623 |
| Automatic Handgun | 19 | 102 | 1 | 0 | 0 | 0 | 262 |
| Rifle | 3 | 45 | 1 | 0 | 0 | 1 | 30 |
| Automatic Rifle | 1 | 3 | 0 | 0 | 0 | 0 | 3 |
| Shotgun | 6 | 59 | 1 | 0 | 0 | 0 | 88 |
| Automatic Shotgun | 0 | 0 | 0 | 0 | 0 | 0 | 0 |
| Other Firearm | 2 | 88 | 3 | 0 | 0 | 0 | 39 |
| Other Auto. Firearm | 0 | 4 | 0 | 0 | 0 | 0 | 2 |
| Knife/Cutting Instr. | 30 | 1676 | 24 | 7 | 1 | 9 | 318 |
| Blunt Object | 7 | 973 | 3 | 1 | 5 | 2 | 99 |
| Motor Vehicle | 3 | 304 | 0 | 0 | 0 | 0 | 3 |
| Personal Weapon | 22 | 2380 | 889 | 345 | 196 | 1670 | 1373 |
| Poison | 0 | 17 | 0 | 0 | 0 | 0 | 0 |
| Explosives | 0 | 3 | 0 | 0 | 0 | 0 | 3 |
| Fire/Incend. Device | 5 | 22 | 0 | 0 | 0 | 0 | 2 |
| Drugs/Narc./Sleep Pills | 3 | 5 | 8 | 0 | 0 | 0 | 0 |
| Asphyxiation | 4 | 39 | 2 | 1 | 1 | 1 | 1 |
| Other | 13 | 853 | 108 | 43 | 19 | 108 | 149 |
| Unknown | 10 | 221 | 77 | 26 | 18 | 101 | 194 |

Type Injury Sustained By Violent Offense

(Up to 5 injuries can be reported for each victim.)

| Type Injury | Aggravated Assault* | Forcible Rape | Forcible Sodomy | Sexual Assault w/Object | Forcible Fondling | Robbery |
|-----------------------------|------------------------|------------------|--------------------|-------------------------------|----------------------|-------------|
| None | 3122 | 1037 | 477 | 224 | 2317 | 4019 |
| Apparent Broken Bones | 474 | 1 | 1 | 1 | 0 | 47 |
| Possible Internal Injury | 455 | 77 | 24 | 19 | 34 | 69 |
| Severe Laceration | 1646 | 3 | 2 | 1 | 0 | 119 |
| Apparent Minor Injury | 2446 | 284 | 67 | 52 | 190 | 1121 |
| Other Major Injury | 1370 | 41 | 13 | 6 | 32 | 132 |
| Loss of Teeth | 108 | 1 | 0 | 0 | 0 | 11 |
| Unconsciousness | 235 | 7 | 0 | 1 | 0 | 24 |
| Total Injuries | 6734 | 414 | 107 | 80 | 256 | 1523 |

*Assaults are classified as 'aggravated' if a weapon is used, even if there is no injury to the victim. All other violent offenses include attempts.

Victims and Offenders of Violent Crimes

| AGE, GENDER AND RACE OF VICTIM | | | | | | |
|--------------------------------|-------------|-------------|-------------|-------------|-------------|-------------|
| Race | Male | | | Female | | |
| | 0 - 17 | 18 - 35 | 36+ | 0 - 17 | 18 - 35 | 36+ |
| White | 1089 | 2636 | 1682 | 1994 | 2239 | 1422 |
| Black | 785 | 2495 | 1360 | 921 | 1648 | 807 |
| Am. Ind./Alskn | 0 | 7 | 5 | 1 | 4 | 4 |
| Asian/Pacfc Isl. | 17 | 83 | 81 | 24 | 72 | 62 |
| Unknown Race | 56 | 53 | 30 | 79 | 29 | 14 |
| TOTAL | 1947 | 5274 | 3158 | 3019 | 3992 | 2309 |

Note: Gender unknown = 55.
Age range 0-17 includes unknown age.

| AGE, GENDER AND RACE OF OFFENDER | | | | | | |
|----------------------------------|-------------|-------------|-------------|------------|-------------|------------|
| Race | Male | | | Female | | |
| | 0 - 17 | 18 - 35 | 36+ | 0 - 17 | 18 - 35 | 36+ |
| White | 1382 | 3173 | 2012 | 159 | 709 | 356 |
| Black | 3485 | 4236 | 1408 | 275 | 909 | 344 |
| Am. Ind./Alskn | 0 | 3 | 3 | 1 | 2 | 0 |
| Asian/Pacfc Isl. | 28 | 54 | 45 | 2 | 8 | 9 |
| Unknown Race | 250 | 58 | 22 | 12 | 3 | 1 |
| TOTAL | 5145 | 7524 | 3490 | 449 | 1631 | 710 |

Note: Gender unknown = 1343.
Age range 0-17 includes unknown age.

Property Crime

Property crimes, or crimes against property, are listed below. Robbery is considered a crime against property; however, it is also a violent crime and is listed again in the violent crime section of this report.

Contributing agencies reported 279,797 property offenses during 2013. More property crimes occurred on a Friday than any other day of the week.

Property Crime: Offender(s) Suspected of Using By Offense

(Up to 3 suspected usages can be reported for each offense.)

| Offense | Alcohol | Drugs | Computer Equipment |
|------------------------|-------------|-------------|--------------------|
| Arson | 20 | 3 | 0 |
| Bribery | 4 | 1 | 0 |
| Burglary | 286 | 119 | 14 |
| Counterfeiting/Forgery | 95 | 57 | 95 |
| Destruction/Vandalism | 1573 | 192 | 30 |
| Embezzlement | 28 | 10 | 50 |
| Extortion | 1 | 1 | 14 |
| Fraud | 311 | 289 | 1531 |
| Larceny | 1352 | 704 | 218 |
| Motor Vehicle Theft | 118 | 33 | 4 |
| Robbery | 108 | 64 | 2 |
| Stolen Property | 31 | 32 | 3 |
| Total | 3927 | 1505 | 1961 |

Property Crimes By Day of Week and Time of Day

| Day/Time | 00:00 03:59 | 04:00 07:59 | 08:00 11:59 | 12:00 15:59 | 16:00 19:59 | 20:00 23:59 | Unk |
|--------------|----------------|----------------|----------------|----------------|----------------|----------------|-------------|
| Monday | 5038 | 2433 | 8007 | 9418 | 9477 | 6501 | 766 |
| Tuesday | 4795 | 2452 | 7692 | 9597 | 9828 | 6708 | 873 |
| Wednesday | 4549 | 2381 | 7217 | 9108 | 9456 | 6713 | 741 |
| Thursday | 4591 | 2370 | 7035 | 8761 | 9278 | 6615 | 762 |
| Friday | 5204 | 2384 | 7558 | 9834 | 10727 | 7680 | 895 |
| Saturday | 5688 | 1783 | 5957 | 8455 | 8433 | 7613 | 702 |
| Sunday | 5634 | 1642 | 4836 | 7189 | 7590 | 6271 | 560 |
| TOTAL | 35499 | 15445 | 48302 | 62362 | 64789 | 48101 | 5299 |

Other Property Crime Locations

| Location | Bribery | Burglary | Cntrft/ Forgery | Destruct/ Vandal | Embezzle- ment | Extor- tion | Fraud | Stolen Property |
|-------------------------------|-----------|--------------|--------------------|---------------------|-------------------|----------------|--------------|--------------------|
| Abandoned/Condemned Struc. | 0 | 37 | 0 | 69 | 1 | 0 | 1 | 2 |
| Air/Bus/Train Terminal | 0 | 3 | 7 | 108 | 2 | 0 | 32 | 2 |
| Amusement Park | 0 | 2 | 1 | 8 | 5 | 0 | 7 | 0 |
| Arena/Stadium | 0 | 10 | 16 | 28 | 2 | 0 | 8 | 0 |
| ATM Seperate from Bank | 0 | 0 | 26 | 4 | 1 | 0 | 56 | 0 |
| Auto Dealership | 0 | 40 | 12 | 89 | 16 | 0 | 65 | 2 |
| Bank/Savings & Loan | 0 | 11 | 1173 | 80 | 46 | 0 | 1858 | 7 |
| Bar/Night Club | 0 | 36 | 43 | 196 | 15 | 0 | 385 | 4 |
| Camp/Campground | 0 | 20 | 0 | 40 | 0 | 0 | 5 | 0 |
| Church/Synagogue/Temple | 0 | 286 | 6 | 539 | 11 | 0 | 21 | 2 |
| Commercial/Office Building | 1 | 931 | 131 | 1519 | 279 | 7 | 589 | 22 |
| Construction Site | 1 | 146 | 0 | 349 | 7 | 0 | 8 | 3 |
| Convenience Store | 0 | 279 | 597 | 563 | 192 | 3 | 1188 | 26 |
| Daycare Facility | 0 | 17 | 2 | 33 | 2 | 0 | 6 | 1 |
| Department/Discount Store | 0 | 161 | 476 | 386 | 701 | 2 | 2476 | 39 |
| Dock/Freight Terminal | 0 | 7 | 1 | 17 | 1 | 0 | 3 | 0 |
| Drug Store/Dr Office/Hospital | 0 | 120 | 241 | 265 | 66 | 4 | 846 | 6 |
| Farm Facility | 0 | 39 | 2 | 43 | 1 | 0 | 4 | 2 |
| Field/Woods | 0 | 20 | 4 | 588 | 3 | 0 | 33 | 16 |
| Gambling Facility | 0 | 1 | 1 | 2 | 1 | 0 | 1 | 0 |
| Government/Public Building | 6 | 105 | 338 | 564 | 35 | 5 | 375 | 4 |
| Grocery/Supermarket | 0 | 41 | 388 | 208 | 90 | 2 | 957 | 14 |
| Highway/Road/Alley | 7 | 54 | 503 | 9986 | 43 | 1 | 1259 | 552 |
| Hotel/Motel/Etc. | 0 | 109 | 37 | 565 | 35 | 1 | 283 | 15 |
| Industrial Site | 1 | 61 | 4 | 83 | 15 | 0 | 15 | 4 |
| Jail/Penitentiary | 2 | 1 | 77 | 101 | 9 | 1 | 51 | 1 |
| Lake/Waterway | 0 | 8 | 2 | 53 | 0 | 0 | 13 | 4 |
| Liquor Store | 0 | 21 | 19 | 21 | 6 | 0 | 39 | 2 |
| Park/Playground | 0 | 30 | 6 | 465 | 1 | 0 | 22 | 3 |
| Parking Lot/Garage | 1 | 221 | 126 | 9860 | 66 | 4 | 433 | 164 |
| Rental/Storage Facility | 0 | 177 | 5 | 188 | 4 | 0 | 45 | 6 |
| Residence/Home | 4 | 21122 | 644 | 29621 | 231 | 88 | 12748 | 301 |
| Rest Area | 0 | 1 | 0 | 5 | 0 | 0 | 1 | 0 |
| Restaurant | 0 | 351 | 344 | 673 | 297 | 3 | 992 | 11 |
| School-College | 0 | 213 | 43 | 647 | 7 | 3 | 78 | 11 |
| School-Elem./Secondary | 1 | 144 | 36 | 1047 | 11 | 4 | 35 | 24 |
| Service/Gas Station | 0 | 185 | 157 | 316 | 72 | 1 | 540 | 13 |
| Shopping Mall | 0 | 56 | 30 | 117 | 56 | 0 | 164 | 9 |
| Specialty Store | 0 | 616 | 184 | 690 | 239 | 2 | 1567 | 59 |
| Other/Unknown | 0 | 618 | 325 | 2192 | 188 | 13 | 2926 | 76 |
| Total | 24 | 26300 | 6007 | 62328 | 2757 | 144 | 30135 | 1407 |

Location of offense for arson, larceny and motor vehicle theft can be found in the sections pertaining to these individual offenses. Location of offense for robbery is listed in the section on Violent Crime.

Number of Other Property Crime Offenses By Day of Week

| Offense | Monday | Tuesday | Wednesday | Thursday | Friday | Saturday | Sunday |
|----------------------------|--------|---------|-----------|----------|--------|----------|--------|
| Bribery | 5 | 4 | 2 | 5 | 4 | 4 | 0 |
| Counterfeiting/ Forgery | 998 | 1009 | 910 | 902 | 981 | 715 | 492 |
| Destruction/ Vandalism | 8558 | 8631 | 8324 | 8228 | 9856 | 9815 | 8916 |
| Embezzlement | 433 | 458 | 387 | 414 | 497 | 335 | 233 |
| Extortion | 23 | 23 | 27 | 19 | 23 | 17 | 12 |
| Fraud | 5014 | 5070 | 4579 | 4447 | 5069 | 3402 | 2554 |
| Stolen Property | 175 | 222 | 206 | 223 | 218 | 215 | 148 |

| Resident Status* of Victims of All Property Crimes | Percent |
|---|---------|
| Resident | 82.6 |
| Nonresident | 15.6 |
| Unknown | 1.9 |

* Resident of jurisdiction where offense occurred.

Victims and Offenders of All Property Crimes By Race and Gender

| Race | Victims | | Offenders | |
|--------------------------------|---------------|---------------|---------------|--------------|
| | Male | Female | Male | Female |
| White | 78672 | 68161 | 48909 | 24662 |
| Black | 27356 | 34318 | 47338 | 18978 |
| American Indian/Alaskan Native | 122 | 86 | 45 | 20 |
| Asian/Pacific Islander | 2311 | 1936 | 749 | 475 |
| Unknown Race | 3319 | 2744 | 4727 | 1173 |
| Total | 111780 | 107245 | 101768 | 45308 |

Note: Gender not reported for victims = 971.
Gender not reported for offenders = 47522.

Hate Crime

Hate crimes are not separate, distinct offenses, but rather reported crimes motivated by the offender's bias. Because of the difficulty of ascertaining the offender's subjective motivation, bias is reported only if investigation reveals sufficient information to lead a reasonable and prudent person to conclude that the offender's actions were motivated, in whole or in part, by bias against race, religion, disability, ethnicity or sexual-orientation. In 2013, there were 123 hate crimes reported.

| Offense | Hate Bias Category | | | | |
|-----------------------|---|-----------|-----------|--------------------|------------|
| | (Only one category can be reported for each offense.) | | | | |
| | Racial | Religious | Ethnicity | Sexual Orientation | Disability |
| Arson | 1 | 1 | 0 | 0 | 0 |
| Assault | 30 | 5 | 7 | 10 | 2 |
| Burglary | 0 | 1 | 0 | 1 | 0 |
| Counterfeiting/Forg. | 0 | 0 | 0 | 0 | 0 |
| Damage/Vandalism | 33 | 22 | 0 | 1 | 2 |
| Drug/Narcotics | 1 | 0 | 0 | 0 | 0 |
| Extortion | 0 | 0 | 0 | 0 | 0 |
| Fraud | 1 | 0 | 0 | 1 | 0 |
| Homicide | 0 | 0 | 0 | 0 | 0 |
| Kidnaping/Abduction | 0 | 0 | 0 | 0 | 0 |
| Larceny | 1 | 0 | 0 | 0 | 1 |
| Motor Vehicle Theft | 0 | 0 | 0 | 0 | 0 |
| Robbery | 0 | 1 | 0 | 0 | 0 |
| Forcible Sex Offenses | 0 | 0 | 0 | 0 | 0 |
| All Other Offenses | 1 | 0 | 0 | 0 | 0 |
| TOTAL | 68 | 30 | 7 | 13 | 5 |

| Religious | |
|----------------------------|----|
| Anti-Jewish | 11 |
| Anti-Catholic | 4 |
| Anti-Protestant | 4 |
| Anti-Islamic | 5 |
| Anti-Other Religion | 6 |
| Anti-Multi-Religious Group | 0 |
| Anti-Atheist/Agnostic | 0 |

| Racial | |
|-----------------------------|----|
| Anti-White | 8 |
| Anti-Black | 51 |
| Anti-Am Ind/Alaskan Native | 1 |
| Anti-Asian/Pacific Islander | 6 |
| Anti-Multi-Racial | 2 |

| Ethnicity/National Origin | |
|--|---|
| Anti-Hispanic | 4 |
| Anti-Other Ethnicity/ National Origin | 3 |

| Sexual Orientation | |
|---------------------------------|---|
| Anti-Male Homosexual | 5 |
| Anti-Female Homosexual | 4 |
| Anti-Homosexual (Male & Female) | 4 |
| Anti-Heterosexual | 0 |
| Anti-Bisexual | 0 |

| Disability | |
|---------------|---|
| Anti-Physical | 0 |
| Anti-Mental | 5 |

Victims and Offenders of Hate Crime

| AGE, GENDER AND RACE OF VICTIM | | | | | | |
|--------------------------------|-----------|-----------|-----------|----------|-----------|-----------|
| Race | Male | | | Female | | |
| | 0 - 17 | 18 - 35 | 36+ | 0 - 17 | 18 - 35 | 36+ |
| White | 6 | 9 | 9 | 1 | 11 | 10 |
| Black | 8 | 8 | 8 | 3 | 7 | 4 |
| Am. Ind./Alskn | 0 | 1 | 0 | 0 | 0 | 0 |
| Asian/Pacfc Isl. | 0 | 3 | 1 | 1 | 0 | 0 |
| Unknown Race | 0 | 0 | 0 | 0 | 0 | 0 |
| TOTAL | 14 | 21 | 18 | 5 | 18 | 14 |

Note: Age range 0-17 includes unknown age.


| AGE, GENDER AND RACE OF OFFENDER | | | | | | |
|----------------------------------|-----------|-----------|-----------|----------|-----------|----------|
| Race | Male | | | Female | | |
| | 0 - 17 | 18 - 35 | 36+ | 0 - 17 | 18 - 35 | 36+ |
| White | 8 | 26 | 7 | 2 | 6 | 2 |
| Black | 8 | 4 | 5 | 2 | 4 | 1 |
| Am. Ind./Alskn | 0 | 0 | 0 | 0 | 0 | 0 |
| Asian/Pacfc Isl. | 0 | 0 | 0 | 0 | 0 | 0 |
| Unknown Race | 0 | 2 | 0 | 0 | 1 | 0 |
| TOTAL | 16 | 32 | 12 | 4 | 11 | 3 |

Note: Age range 0-17 includes unknown age.



IV

Law Enforcement Officers Killed and Assaulted



Law Enforcement Officers Killed and Assaulted

Through the Incident Based Reporting program, additional information is collected on law enforcement officers assaulted and feloniously killed in the line of duty. During 2013, contributing agencies reported that one officer was feloniously killed in the line of duty and there were 1,385 other assaults on officers.

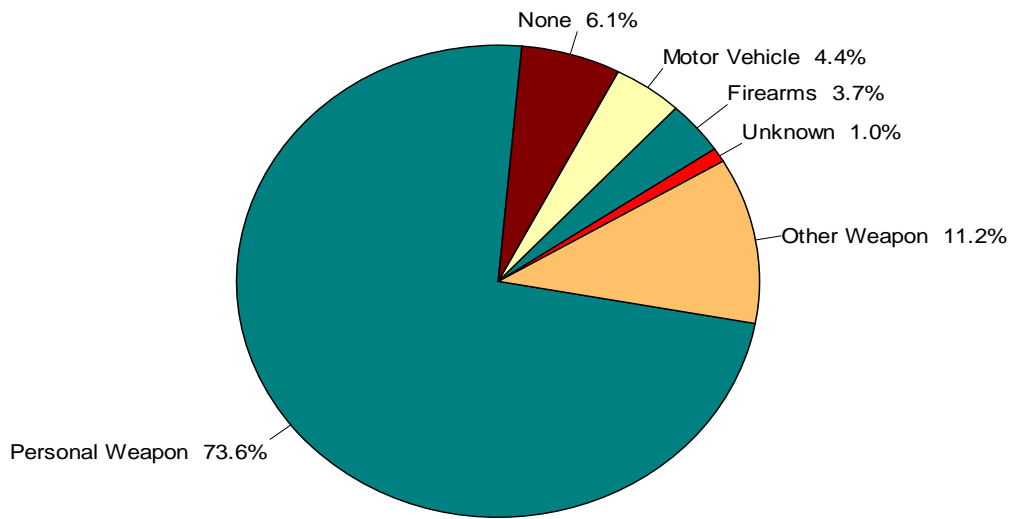
Information is provided on the activities and assignment at the time of the assault, type of weapon used to commit the offense, injuries involved and time the activity took place.

Additional information pertaining to law enforcement officers killed and assaulted is contained in an annual summary published by the FBI's National Uniform Crime Reporting Program.

Officer Assaults

| Activity | Number of Assaults | Percent |
|---|--------------------|------------|
| 1. Responding to "disturbance" calls (family quarrels, man with gun, etc.) | 375 | 27.1 |
| 2. Burglaries in progress or pursuing burglary suspects | 13 | 0.9 |
| 3. Robberies in progress or pursuing robbery suspects | 4 | 0.3 |
| 4. Attempting other arrests | 309 | 22.3 |
| 5. Civil disorder (riot, mass disobedience) | 6 | 0.4 |
| 6. Handling, transporting, custody of prisoners | 173 | 12.5 |
| 7. Investigating suspicious persons or circumstances | 104 | 7.5 |
| 8. Ambush - no warning | 6 | 0.4 |
| 9. Mentally deranged | 38 | 2.7 |
| 10. Traffic pursuits and stops | 106 | 7.7 |
| 11. All Other | 251 | 18.1 |
| TOTAL | 1,385 | 100 |

*Officers
Assaulted
By Weapon*



2013

| Weapon | Number of Assaults |
|-----------------------------|--------------------|
| Firearm | 0 |
| Automatic Firearm | 0 |
| Handgun | 13 |
| Automatic Handgun | 7 |
| Rifle | 3 |
| Automatic Rifle | 0 |
| Shotgun | 11 |
| Automatic Shotgun | 0 |
| Other Firearm | 2 |
| Knife or Cutting Instrument | 15 |
| Blunt Object | 11 |
| Motor Vehicle | 42 |
| Personal Weapon | 1045 |
| Fire/Incendiary Device | 2 |
| Asphyxiation | 0 |
| Other Weapon | 134 |
| Unknown | 14 |
| None | 87 |

(Up to 3 types of weapons can be reported for each offense.)

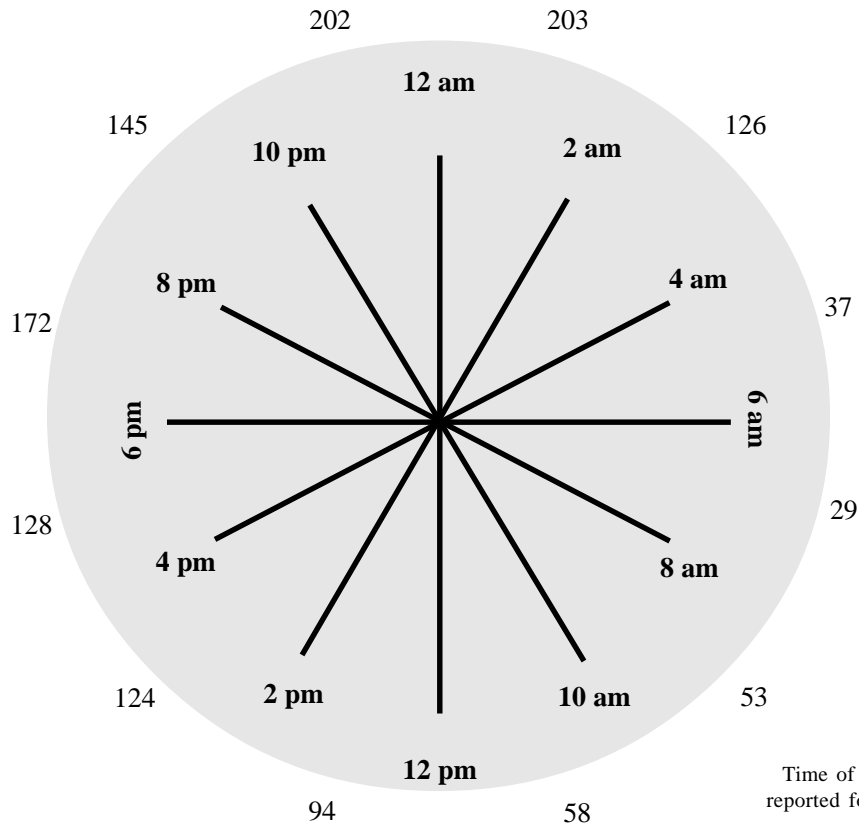
| Day of Week | Number |
|--------------|-------------|
| Monday | 148 |
| Tuesday | 168 |
| Wednesday | 169 |
| Thursday | 212 |
| Friday | 208 |
| Saturday | 249 |
| Sunday | 231 |
| Total | 1385 |

| Type of Injury Sustained | |
|---|-----|
| (Up to 5 injuries for each victim can be reported.) | |
| Broken Bone | 5 |
| Possible Internal Injury | 6 |
| Severe Laceration | 15 |
| Minor Injury | 305 |
| Other Major Injury | 48 |
| Loss of Teeth | 0 |
| Unconsciousness | 1 |
| No Injury | 988 |

Officer Assaults By Type of Assignment

| | Number of Assaults | Percent |
|---------------------------------|--------------------|------------|
| Two-Man Vehicle | 146 | 10.5 |
| One-Man Vehicle | | |
| Alone | 441 | 31.8 |
| Assisted | 483 | 34.9 |
| Detective or Special Assignment | | |
| Alone | 11 | 0.8 |
| Assisted | 48 | 3.5 |
| Other Assignments | | |
| Alone | 105 | 7.6 |
| Assisted | 151 | 10.9 |
| TOTAL | 1385 | 100 |


Officer Assaults By Time of Day





V

Value of Property Loss



Value of Property Stolen and Recovered By Month

The table below indicates the total value of property stolen and recovered by month for contributing agencies during 2013.

| Month | Stolen | Recovered | Percent Recovered |
|--------------|----------------------|---------------------|--------------------------|
| January | \$25,341,735 | \$4,189,305 | 16.5 |
| February | 17,906,732 | 2,752,531 | 15.4 |
| March | 19,906,767 | 3,409,283 | 17.1 |
| April | 23,656,646 | 5,051,449 | 21.4 |
| May | 22,887,602 | 3,991,846 | 17.4 |
| June | 22,565,972 | 3,922,188 | 17.4 |
| July | 22,505,198 | 3,926,763 | 17.4 |
| August | 25,490,344 | 4,085,795 | 16.0 |
| September | 20,923,953 | 3,961,475 | 18.9 |
| October | 21,939,372 | 4,209,092 | 19.2 |
| November | 23,662,685 | 3,708,935 | 15.7 |
| December | 19,307,543 | 2,892,042 | 15.0 |
| TOTAL | \$266,094,549 | \$46,100,704 | 17.3 |

Value of Property Stolen and Recovered by Type of Property

| Type of Property | Stolen | Recovered | Percent Recovered |
|--------------------------------|------------|------------|-------------------|
| Aircraft | \$200 | \$0 | 0 |
| Alcohol | 563,361 | 18,936 | 3.4 |
| Artistic Supplies/Accessories | 46,311 | 1,336 | 2.9 |
| Automobiles | 41,692,011 | 24,401,596 | 58.5 |
| Bicycles | 2,116,529 | 150,988 | 7.1 |
| Building Materials | 1,663,904 | 26,688 | 1.6 |
| Buses | 53,000 | 44,000 | 83.0 |
| Camping/Hunting Equip. | 352,888 | 18,288 | 5.2 |
| Chemicals | 35,523 | 754 | 2.1 |
| Clothing/Furs | 4,729,776 | 963,072 | 20.4 |
| Collections/Collectables | 1,270,589 | 35,012 | 2.8 |
| Computer Hardware/Software | 14,037,049 | 989,145 | 7.0 |
| Consumable Goods | 1,378,785 | 342,426 | 24.8 |
| Credit/Debit Cards* | N/A | N/A | N/A |
| Drugs/Narcotics** | 428,000 | 11,287 | 2.6 |
| Drug/Narcotic Equipment** | 11,475 | 330 | 2.9 |
| Explosives | 11,359 | 144 | 1.3 |
| Farm Equipment | 1,116,450 | 142,809 | 12.8 |
| Firearms | 3,293,719 | 277,378 | 8.4 |
| Firearm Accessories | 115,369 | 28,521 | 24.7 |
| Fuel | 202,383 | 1,109 | .5 |
| Gambling Equipment | 17,422 | 258 | 1.5 |
| Heavy Const./Industrial Equip. | 4,260,247 | 641,455 | 15.1 |
| Household Goods | 4,900,761 | 127,572 | 2.6 |
| Jewelry/Precious Metals | 38,560,175 | 2,462,682 | 6.4 |
| Law Enforcement Equipment | 23,186 | 632 | 2.7 |
| Lawn/Yard/Garden Equipment | 1,627,651 | 112,254 | 6.9 |
| Logging Equipment | 97,888 | 7,050 | 7.2 |
| Livestock | 205,376 | 21,306 | 10.8 |
| Medical/Medical Lab Equipment | 421,642 | 69,651 | 16.5 |
| Merchandise | 4,460,793 | 674,643 | 15.1 |
| Metal, Non-Precious | 3,195,158 | 38,234 | 1.2 |
| Money | 55,846,134 | 2,159,375 | 3.9 |
| Musical Instruments | 523,212 | 39,652 | 7.6 |
| Negotiable Instruments | 4,774,272 | 684,473 | 14.3 |
| Nonnegotiable Instruments* | N/A | N/A | N/A |
| Office-Type Equipment | 470,267 | 30,595 | 6.5 |
| Other Motor Vehicles | 8,115,373 | 2,674,621 | 33.0 |
| Pets | 171,194 | 31,474 | 18.4 |
| Photographic/Optical Equip. | 996,532 | 56,166 | 5.6 |
| Portable Electronic Comm. | 4,422,904 | 382,471 | 8.6 |
| Purses/Handbags/Wallets | 1,932,418 | 142,055 | 7.4 |
| Radios/TVs/VCRs | 6,872,076 | 374,609 | 5.5 |
| Recordings-Audio/Visual | 1,048,250 | 81,186 | 7.7 |
| Recreational Vehicles | 1,774,328 | 984,184 | 55.5 |
| Structures-Single Occupancy | 52,725 | 3475 | 6.6 |
| <i>CONTINUED, NEXT PAGE</i> | | | |

*Credit cards and nonnegotiable instruments have no \$ value.

** \$ value for drugs/drug equipment are for offenses such as drugs stolen in a burglary or obtained with a fraudulent prescription.


| Type of Property (continued) | Stolen | Recovered | Percent Recovered |
|--------------------------------|----------------------|---------------------|-------------------|
| Structures-Other Dwellings | 22,375 | 0 | -- |
| Structures-Other Comm./Bus. | 32,049 | 0 | -- |
| Structures-Industrial/Manufac. | 16,270 | 0 | -- |
| Structures-Public/Community | 6,879 | 0 | -- |
| Structures-Storage | 62,935 | 5000 | 7.9 |
| Structures-Other | 26,800 | 0 | -- |
| Tools | 8,432,596 | 364,261 | 4.3 |
| Trailers | 1,503,635 | 516,495 | 34.3 |
| Trucks | 6,292,458 | 4,121,587 | 65.5 |
| Vehicle Parts/Accessories | 4,955,243 | 156,239 | 3.2 |
| Watercraft | 366,891 | 55,499 | 15.1 |
| Other | 26,487,753 | 1,627,731 | 6.1 |
| TOTAL | \$266,094,549 | \$46,100,704 | 17.3 |

| Value of Property Stolen by Type of Property Offense | | |
|---|-------------------------------------|----------------------|
| Offense | Number of Completed Offenses | Value Stolen |
| Bribery | 15 | \$0 |
| Burglary | 24,032 | 47,365,594 |
| Embezzlement | 2,749 | 19,554,089 |
| Extortion/Blackmail | 78 | 308,113 |
| False Pretenses/Swindle/Confidence Game | 12,694 | 24,032,460 |
| Credit Card/ATM Fraud | 8,737 | 7,260,071 |
| Impersonation | 5,394 | 1,705,778 |
| Welfare Fraud | 78 | 159,635 |
| Wire Fraud | 692 | 4272,166 |
| <i>TOTAL FRAUD:</i> | <i>27,595</i> | <i>\$37,430,110</i> |
| Kidnaping/Abduction | 1,235 | 5,101 |
| Pocket Picking | 623 | 335,946 |
| Purse Snatching | 213 | 82,056 |
| Shoplifting | 30,111 | 6,348,132 |
| Theft From Building | 21,891 | 27,376,383 |
| Theft From Coin-Operated Machine | 220 | 58,621 |
| Theft From Motor Vehicle | 28,680 | 17,358,880 |
| Theft of Motor Vehicle Parts/Accessories | 7637 | 2,803,440 |
| All Other Larceny | 45,544 | 48,655,565 |
| <i>TOTAL LARCENY:</i> | <i>134,919</i> | <i>\$103,019,023</i> |
| Motor Vehicle Theft | 8,063 | 53,987,988 |
| Robbery | 3,945 | 4,424,531 |
| GRAND TOTAL | 202,631 | \$266,094,549 |



VI

Arrest Data



Arrest Data 2013

Arrest statistics reflecting characteristics such as age, gender and race are collected monthly from contributing law enforcement agencies. It should be remembered that arrest figures cannot directly be compared to offense figures. Several persons, for example, could be arrested for the same offense or the arrest of one person could solve several offenses. Arrests are primarily a measure of police activity as it relates to crime. Although law enforcement arrest policies vary, particularly with respect to juveniles, agencies are instructed to count one arrest each time an individual is taken into custody for committing one or more offenses. A juvenile arrest is counted when an offense is committed and the circumstances are such that if the juvenile had been an adult, an arrest would have been made.

ARREST DATA BY REPORTING QUARTER

| Reporting Quarter | Arrests | Percent |
|------------------------------|----------------|----------------|
| First Quarter | 79306 | 24.4 |
| Second Quarter | 85687 | 26.3 |
| Third Quarter | 85334 | 26.2 |
| Fourth Quarter | <u>75155</u> | <u>23.1</u> |
| TOTAL | 325,482 | 100 |

Arrest Data

| Age of Arrestee | | |
|-----------------|---------------|------------|
| AGE | Number | Percent |
| Under 10 | 179 | .05 |
| 10-12 | 1268 | .39 |
| 13-14 | 5310 | 1.63 |
| 15 | 4837 | 1.49 |
| 16 | 6310 | 1.94 |
| 17 | 7627 | 2.34 |
| 18 | 12317 | 3.78 |
| 19 | 13694 | 4.21 |
| 20 | 13871 | 4.26 |
| 21 | 14210 | 4.37 |
| 22 | 13500 | 4.15 |
| 23 | 13153 | 4.04 |
| 24 | 12292 | 3.78 |
| 25-29 | 51290 | 15.76 |
| 30-34 | 40761 | 12.52 |
| 35-39 | 28774 | 8.84 |
| 40-44 | 24404 | 7.50 |
| 45-49 | 22923 | 7.04 |
| 50-54 | 18690 | 5.74 |
| 55-59 | 10987 | 3.38 |
| 60-64 | 5095 | 1.57 |
| 65 & Over | 4012 | 1.23 |
| TOTAL | 325504 | 100 |

Gender and Race of Arrestee

| GENDER | Percent |
|--------|---------|
| Male | 72.7 |
| Female | 27.3 |

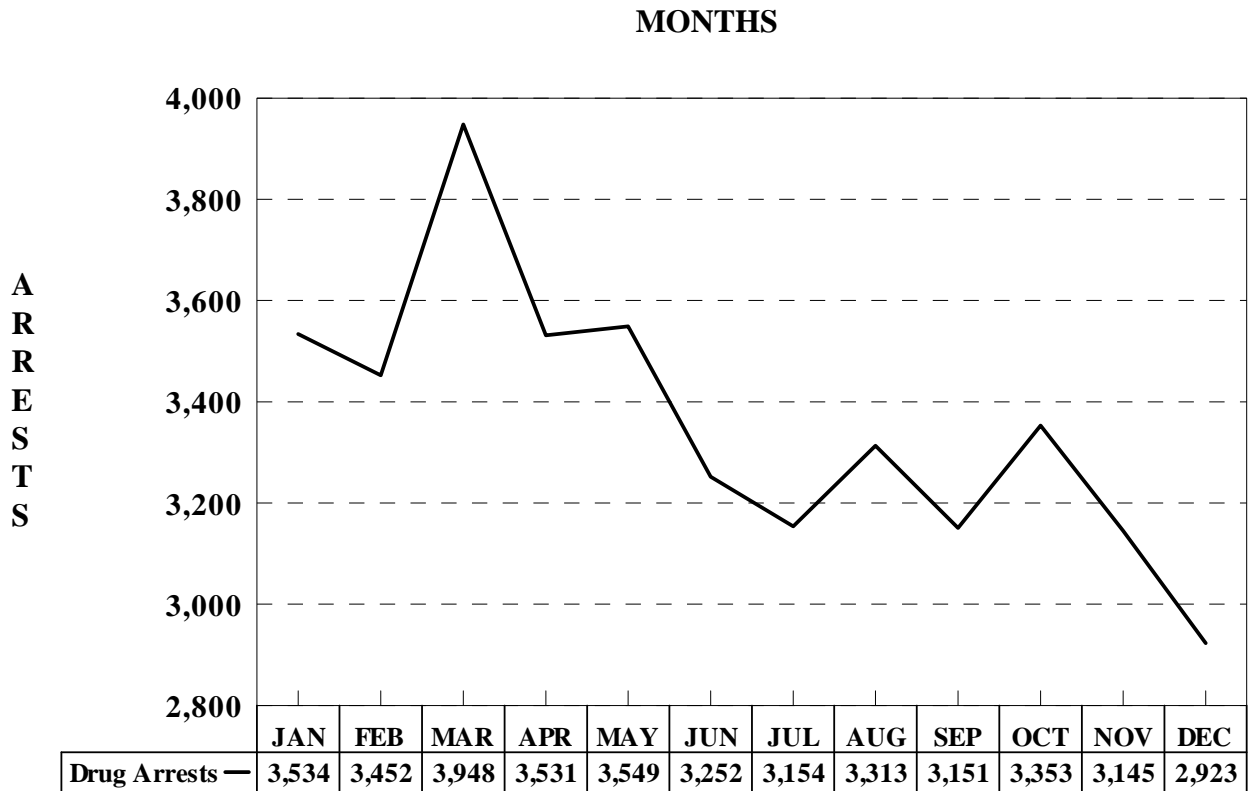
| RACE | Percent |
|--------------------------------------|---------|
| White | 58.1 |
| Black | 40.8 |
| American Indian or Alaskan Native | .1 |
| Asian or Pacific Islander | 1.1 |

Drug Arrests



In 2013, 40,305 drug/narcotic arrests, including drug equipment violations, were reported by the contributing agencies. The month of March had the greatest number of drug/narcotic arrests reported.

Marijuana ranked highest in total volume of drug arrests with 62.3 percent. Drug/narcotic and drug equipment violation arrests constitute 28.5 percent of the total number of persons arrested for Group A offenses.



Drug Arrests Type of Drug By Age

| Type of Drug | Under 10 | 10 12 | 13 14 | 15 | 16 | 17 | 18 | 19 | 20 | 21 | 22 | 23 | 24 | 25 29 | 30 34 | 35 39 | 40 44 | 45 49 | 50 54 | 55 59 | 60 64 | 65 & Over | Total |
|-----------------------------------|----------|-------|-------|-----|-----|------|------|------|------|------|------|------|------|-------|-------|-------|-------|-------|-------|-------|-------|-----------|-------|
| "Crack" Cocaine | 0 | 0 | 0 | 0 | 3 | 2 | 41 | 34 | 48 | 62 | 64 | 60 | 89 | 407 | 334 | 209 | 174 | 180 | 155 | 85 | 30 | 12 | 1989 |
| Cocaine | 0 | 0 | 0 | 0 | 2 | 6 | 23 | 48 | 49 | 54 | 84 | 81 | 88 | 391 | 356 | 270 | 136 | 112 | 69 | 52 | 22 | 8 | 1851 |
| Hashish | 0 | 0 | 0 | 0 | 0 | 0 | 1 | 2 | 6 | 3 | 2 | 4 | 4 | 8 | 8 | 2 | 0 | 0 | 2 | 0 | 0 | 0 | 42 |
| Heroin | 0 | 0 | 0 | 0 | 3 | 11 | 23 | 38 | 60 | 75 | 85 | 103 | 93 | 352 | 319 | 189 | 155 | 120 | 87 | 49 | 11 | 5 | 1778 |
| Marijuana | 3 | 26 | 241 | 334 | 597 | 909 | 2053 | 2172 | 2105 | 1963 | 1674 | 1439 | 1254 | 4126 | 2258 | 1250 | 811 | 677 | 454 | 252 | 110 | 68 | 24776 |
| Morphine | 0 | 0 | 1 | 1 | 1 | 0 | 2 | 3 | 0 | 6 | 10 | 3 | 5 | 26 | 23 | 4 | 15 | 15 | 15 | 8 | 2 | 2 | 142 |
| Opium | 0 | 0 | 0 | 0 | 0 | 0 | 1 | 1 | 3 | 2 | 2 | 1 | 3 | 15 | 13 | 11 | 5 | 5 | 3 | 3 | 0 | 0 | 68 |
| Other Narcotic | 1 | 2 | 6 | 9 | 16 | 17 | 28 | 61 | 54 | 83 | 66 | 69 | 68 | 323 | 335 | 270 | 181 | 149 | 125 | 68 | 33 | 28 | 1992 |
| LSD | 0 | 0 | 0 | 0 | 0 | 5 | 2 | 3 | 4 | 5 | 4 | 0 | 2 | 9 | 2 | 1 | 0 | 0 | 0 | 0 | 0 | 0 | 37 |
| PCP | 0 | 0 | 0 | 0 | 0 | 0 | 1 | 0 | 1 | 1 | 3 | 1 | 6 | 25 | 27 | 17 | 7 | 11 | 2 | 0 | 0 | 0 | 102 |
| Other Hallucinogens | 0 | 0 | 0 | 0 | 3 | 3 | 8 | 6 | 10 | 12 | 7 | 8 | 9 | 18 | 14 | 10 | 10 | 2 | 3 | 0 | 3 | 0 | 126 |
| Amphetamines/ Methamphetamines | 0 | 0 | 1 | 3 | 3 | 9 | 31 | 32 | 30 | 33 | 33 | 34 | 35 | 151 | 184 | 102 | 88 | 50 | 46 | 15 | 2 | 1 | 883 |
| Other Stimulants | 0 | 0 | 2 | 1 | 2 | 2 | 6 | 8 | 3 | 3 | 5 | 4 | 4 | 15 | 15 | 9 | 9 | 5 | 0 | 1 | 0 | 0 | 94 |
| Barbiturates | 0 | 0 | 0 | 0 | 0 | 0 | 0 | 0 | 3 | 1 | 0 | 2 | 4 | 13 | 3 | 5 | 5 | 1 | 1 | 0 | 0 | 0 | 38 |
| Other Depressants | 0 | 0 | 0 | 1 | 1 | 4 | 2 | 8 | 13 | 5 | 6 | 4 | 6 | 33 | 26 | 24 | 18 | 17 | 8 | 6 | 3 | 0 | 185 |
| Other Drugs | 0 | 1 | 6 | 13 | 14 | 24 | 40 | 38 | 39 | 40 | 50 | 39 | 52 | 172 | 143 | 89 | 83 | 72 | 55 | 14 | 6 | 10 | 1000 |
| Unknown Drug Type | 0 | 4 | 23 | 49 | 82 | 133 | 289 | 327 | 284 | 319 | 244 | 260 | 225 | 834 | 577 | 314 | 223 | 201 | 164 | 89 | 29 | 12 | 4682 |
| TOTAL | 4 | 33 | 280 | 411 | 727 | 1125 | 2551 | 2781 | 2712 | 2667 | 2339 | 2112 | 1947 | 6918 | 4637 | 2776 | 1920 | 1617 | 1189 | 642 | 251 | 146 | 39785 |

Juvenile Arrests - Offenses By Age

| OFFENSE | UNDER 10 | 10 12 | 13 14 | 15 | 16 | 17 | TOTAL |
|---|-------------|----------|----------|-----|-----|-----|-------|
| Murder/Nonnegligent Manslaughter | 0 | 0 | 0 | 3 | 4 | 3 | 10 |
| Negligent Manslaughter | 0 | 0 | 0 | 0 | 0 | 0 | 0 |
| Kidnaping/Abduction | 0 | 5 | 10 | 5 | 9 | 13 | 42 |
| Forcible Rape | 0 | 1 | 13 | 3 | 10 | 8 | 35 |
| Forcible Sodomy | 1 | 6 | 29 | 11 | 7 | 8 | 62 |
| Sexual Assault with an Object | 0 | 1 | 8 | 6 | 2 | 5 | 22 |
| Forcible Fondling | 0 | 25 | 46 | 16 | 16 | 9 | 112 |
| Robbery | 1 | 3 | 41 | 42 | 67 | 121 | 275 |
| Aggravated Assault | 2 | 21 | 73 | 54 | 56 | 81 | 287 |
| Simple Assault | 42 | 387 | 1020 | 685 | 666 | 661 | 3461 |
| Intimidation | 2 | 25 | 49 | 36 | 25 | 33 | 170 |
| Arson | 5 | 11 | 28 | 13 | 7 | 10 | 74 |
| Extortion/Blackmail | 0 | 1 | 5 | 1 | 1 | 2 | 10 |
| Burglary/Breaking & Entering | 3 | 29 | 100 | 133 | 140 | 218 | 623 |
| Pocket Picking | 0 | 2 | 8 | 9 | 8 | 5 | 32 |
| Purse Snatching | 0 | 0 | 2 | 0 | 0 | 1 | 3 |
| Shoplifting | 4 | 79 | 348 | 322 | 413 | 465 | 1631 |
| Theft from Building | 0 | 16 | 52 | 40 | 37 | 38 | 183 |
| Theft from Coin-Operated Device | 0 | 0 | 0 | 0 | 0 | 0 | 0 |
| Theft from Motor Vehicle | 0 | 3 | 12 | 12 | 14 | 30 | 71 |
| Theft of Motor Vehicle Parts | 0 | 0 | 1 | 0 | 2 | 1 | 4 |
| All Other Larceny | 11 | 114 | 343 | 332 | 439 | 504 | 1743 |
| Motor Vehicle Theft | 0 | 0 | 28 | 30 | 30 | 38 | 126 |
| Counterfeiting/Forgery | 0 | 1 | 2 | 2 | 7 | 19 | 31 |
| False Pretenses/Swindle/Confidence Game | 0 | 2 | 10 | 10 | 16 | 22 | 60 |
| Credit Card/Teller Machine Fraud | 0 | 1 | 12 | 6 | 12 | 9 | 40 |
| Impersonation | 0 | 1 | 3 | 6 | 13 | 10 | 33 |
| Welfare Fraud | 0 | 0 | 0 | 0 | 0 | 0 | 0 |
| Wire Fraud | 0 | 0 | 0 | 0 | 0 | 0 | 0 |

| OFFENSE | UNDER 10 | 10 12 | 13 14 | 15 | 16 | 17 | TOTAL |
|--|-------------|----------|----------|------|------|------|-------|
| Embezzlement | 0 | 0 | 0 | 0 | 5 | 11 | 16 |
| Stolen Property Offenses | 0 | 1 | 26 | 19 | 28 | 55 | 129 |
| Destruction/Damage/Vandalism | 15 | 80 | 188 | 127 | 230 | 193 | 833 |
| Drug/Narcotic Violations | 4 | 33 | 280 | 411 | 727 | 1125 | 2580 |
| Drug Equipment Violations | 0 | 1 | 5 | 2 | 6 | 8 | 22 |
| Incest | 0 | 0 | 0 | 0 | 0 | 0 | 0 |
| Statutory Rape | 0 | 0 | 0 | 1 | 0 | 6 | 7 |
| Pornography/Obscene Material | 0 | 1 | 13 | 7 | 6 | 10 | 37 |
| Betting/Wagering | 0 | 0 | 0 | 0 | 2 | 0 | 2 |
| Operating/Promoting/Assisting Gambling | 0 | 0 | 0 | 0 | 0 | 0 | 0 |
| Gambling Equipment Violations | 0 | 0 | 0 | 0 | 0 | 0 | 0 |
| Sports Tampering | 0 | 0 | 0 | 0 | 0 | 0 | 0 |
| Prostitution | 0 | 0 | 0 | 0 | 1 | 2 | 3 |
| Assisting or Promoting Prostitution | 0 | 0 | 0 | 0 | 0 | 0 | 0 |
| Bribery | 0 | 0 | 0 | 0 | 0 | 0 | 0 |
| Weapon Law Violations | 9 | 31 | 79 | 52 | 50 | 80 | 301 |
| Total Group A Arrests | 99 | 881 | 2834 | 2396 | 3056 | 3804 | 13070 |
| Bad Checks | 0 | 0 | 0 | 0 | 0 | 0 | 0 |
| Curfew/Loitering/Vagrancy Violations | 4 | 34 | 283 | 281 | 380 | 469 | 1451 |
| Disorderly Conduct | 2 | 46 | 245 | 180 | 166 | 133 | 772 |
| Driving Under the Influence | 9 | 0 | 1 | 4 | 19 | 82 | 115 |
| Drunkenness | 2 | 2 | 20 | 36 | 40 | 69 | 169 |
| Family Offenses, Nonviolent | 0 | 0 | 5 | 7 | 16 | 18 | 46 |
| Liquor Law Violations | 4 | 8 | 111 | 164 | 408 | 644 | 1339 |
| Peeping Tom | 0 | 0 | 0 | 0 | 0 | 1 | 1 |
| Runaway | 16 | 94 | 874 | 813 | 831 | 750 | 3378 |
| Trespass of Real Property | 2 | 46 | 119 | 131 | 159 | 187 | 644 |
| Conspiracy to Commit Group A Offense | 0 | 1 | 5 | 0 | 4 | 9 | 19 |
| All Other Offenses (except most traffic) | 41 | 156 | 813 | 825 | 1231 | 1461 | 4527 |
| Total Group B Arrests | 80 | 387 | 2476 | 2441 | 3254 | 3823 | 12461 |

Adult Arrests Group A Offenses By Age

| Offense | 18 | 19 | 20 | 21 | 22 | 23 | 24 | 25 29 | 30 34 | 35 39 | 40 44 | 45 49 | 50 54 | 55 59 | 60 64 | 65 & Over | Total |
|---|------|-----|------|------|------|------|------|----------|----------|----------|----------|----------|----------|----------|----------|--------------|-------|
| Murder/Nonnegligent Manslaughter | 15 | 19 | 27 | 27 | 17 | 19 | 11 | 71 | 32 | 23 | 18 | 10 | 10 | 5 | 9 | 3 | 316 |
| Negligent Manslaughter | 0 | 0 | 0 | 0 | 0 | 1 | 0 | 1 | 1 | 1 | 0 | 0 | 0 | 0 | 0 | 0 | 4 |
| Kidnaping/Abduction | 29 | 43 | 36 | 55 | 66 | 49 | 47 | 212 | 195 | 116 | 72 | 66 | 59 | 22 | 15 | 13 | 1095 |
| Forcible Rape | 16 | 17 | 22 | 10 | 19 | 12 | 11 | 36 | 40 | 31 | 22 | 21 | 13 | 10 | 10 | 8 | 298 |
| Forcible Sodomy | 5 | 1 | 4 | 6 | 3 | 10 | 2 | 20 | 15 | 18 | 12 | 11 | 13 | 6 | 4 | 5 | 135 |
| Sexual Assault with an Object | 2 | 3 | 2 | 3 | 3 | 3 | 1 | 19 | 15 | 11 | 10 | 8 | 12 | 3 | 2 | 5 | 102 |
| Forcible Fondling | 16 | 15 | 11 | 9 | 10 | 9 | 13 | 68 | 56 | 52 | 59 | 45 | 38 | 31 | 33 | 34 | 499 |
| Robbery | 163 | 182 | 138 | 112 | 82 | 80 | 64 | 239 | 155 | 79 | 52 | 50 | 20 | 16 | 4 | 2 | 1438 |
| Aggravated Assault | 157 | 177 | 170 | 192 | 208 | 189 | 184 | 791 | 551 | 417 | 320 | 318 | 239 | 139 | 48 | 55 | 4155 |
| Simple Assault | 871 | 951 | 1115 | 1299 | 1302 | 1333 | 1225 | 5507 | 4532 | 3313 | 2892 | 2566 | 1981 | 1072 | 527 | 453 | 30939 |
| Intimidation | 38 | 30 | 54 | 39 | 43 | 48 | 31 | 165 | 174 | 89 | 89 | 111 | 85 | 38 | 25 | 20 | 1079 |
| Arson | 13 | 7 | 9 | 3 | 8 | 4 | 1 | 19 | 19 | 12 | 8 | 5 | 9 | 6 | 4 | 1 | 128 |
| Extortion/Blackmail | 0 | 2 | 3 | 1 | 4 | 1 | 0 | 11 | 4 | 5 | 3 | 4 | 2 | 0 | 1 | 0 | 41 |
| Burglary/Breaking and Entering | 291 | 287 | 275 | 221 | 192 | 155 | 120 | 632 | 450 | 228 | 159 | 131 | 99 | 34 | 18 | 9 | 3301 |
| Pocket Picking | 20 | 24 | 17 | 20 | 20 | 20 | 10 | 59 | 29 | 19 | 21 | 25 | 18 | 9 | 4 | 1 | 316 |
| Purse Snatching | 0 | 1 | 0 | 1 | 0 | 1 | 0 | 2 | 2 | 2 | 1 | 2 | 2 | 1 | 0 | 0 | 15 |
| Shoplifting | 1133 | 958 | 816 | 700 | 629 | 592 | 535 | 2147 | 1698 | 1184 | 1032 | 888 | 711 | 403 | 181 | 155 | 13762 |
| Theft from Building | 58 | 49 | 36 | 61 | 50 | 49 | 39 | 147 | 124 | 64 | 64 | 45 | 33 | 13 | 6 | 8 | 846 |
| Theft from Coin-Operated Machine or Device | 1 | 1 | 0 | 0 | 1 | 1 | 1 | 5 | 5 | 1 | 0 | 1 | 2 | 2 | 0 | 1 | 22 |
| Theft from Motor Vehicle | 41 | 21 | 17 | 18 | 24 | 33 | 9 | 45 | 28 | 21 | 13 | 22 | 9 | 5 | 1 | 0 | 307 |
| Theft of Motor Vehicle Parts | 4 | 6 | 4 | 3 | 4 | 2 | 8 | 16 | 8 | 9 | 10 | 9 | 8 | 1 | 1 | 0 | 93 |
| All Other Larceny | 851 | 848 | 718 | 666 | 585 | 579 | 558 | 2074 | 1684 | 1128 | 970 | 883 | 706 | 397 | 145 | 118 | 12910 |
| Motor Vehicle Theft | 62 | 50 | 33 | 31 | 27 | 31 | 26 | 136 | 94 | 74 | 61 | 53 | 26 | 16 | 12 | 1 | 733 |
| Counterfeiting/Forgery | 55 | 98 | 102 | 80 | 78 | 106 | 74 | 359 | 313 | 203 | 169 | 146 | 88 | 47 | 19 | 7 | 1944 |

| Offense | 18 | 19 | 20 | 21 | 22 | 23 | 24 | 25 29 | 30 34 | 35 39 | 40 44 | 45 49 | 50 54 | 55 59 | 60 64 | 65 & Over | Total |
|---|-----------|-----------|-----------|-----------|-----------|-----------|-----------|------------------|------------------|------------------|------------------|------------------|------------------|------------------|------------------|--------------------------|--------------|
| False Pretenses/Swindle/ Confidence Game | 74 | 83 | 127 | 117 | 89 | 122 | 121 | 572 | 457 | 331 | 327 | 224 | 185 | 102 | 51 | 35 | 3017 |
| Credit Card/Automatic Teller Machine Fraud | 10 | 13 | 14 | 19 | 24 | 24 | 19 | 112 | 85 | 55 | 33 | 21 | 26 | 9 | 3 | 0 | 467 |
| Impersonation | 33 | 40 | 52 | 45 | 50 | 40 | 38 | 167 | 138 | 100 | 61 | 56 | 34 | 15 | 2 | 7 | 878 |
| Welfare Fraud | 0 | 1 | 0 | 0 | 0 | 3 | 0 | 18 | 13 | 23 | 11 | 9 | 4 | 2 | 4 | 0 | 88 |
| Wire Fraud | 0 | 1 | 0 | 1 | 1 | 0 | 0 | 0 | 2 | 0 | 0 | 0 | 0 | 0 | 0 | 0 | 5 |
| Embezzlement | 91 | 80 | 102 | 102 | 79 | 75 | 66 | 218 | 189 | 141 | 116 | 110 | 76 | 42 | 12 | 12 | 1511 |
| Stolen Property Offenses | 64 | 48 | 57 | 51 | 38 | 44 | 42 | 148 | 98 | 60 | 55 | 46 | 49 | 17 | 6 | 2 | 825 |
| Destruct/Damage/Vandalism | 220 | 194 | 199 | 193 | 201 | 195 | 156 | 612 | 424 | 272 | 168 | 189 | 146 | 84 | 34 | 36 | 3323 |
| Drug/Narcotic Violations | 2551 | 2781 | 2712 | 2667 | 2339 | 2112 | 1947 | 6918 | 4637 | 2776 | 1920 | 1617 | 1189 | 642 | 251 | 146 | 37205 |
| Drug Equipment Violations | 29 | 27 | 32 | 31 | 23 | 33 | 28 | 109 | 85 | 39 | 33 | 13 | 9 | 4 | 2 | 1 | 498 |
| Incest | 0 | 1 | 0 | 0 | 0 | 0 | 0 | 0 | 0 | 1 | 1 | 0 | 2 | 0 | 0 | 0 | 5 |
| Statutory Rape | 14 | 18 | 10 | 6 | 5 | 7 | 2 | 11 | 2 | 2 | 1 | 1 | 0 | 0 | 0 | 0 | 79 |
| Porno./Obscene Material | 6 | 11 | 11 | 6 | 7 | 4 | 6 | 34 | 24 | 21 | 19 | 18 | 8 | 10 | 4 | 10 | 199 |
| Betting/Wagering | 5 | 4 | 1 | 1 | 0 | 0 | 0 | 6 | 6 | 1 | 3 | 4 | 4 | 2 | 2 | 0 | 39 |
| Operating/Promoting/ Assisting Gambling | 0 | 0 | 0 | 0 | 0 | 0 | 0 | 0 | 2 | 1 | 1 | 1 | 1 | 1 | 2 | 0 | 9 |
| Gambling Equip. Violations | 0 | 0 | 0 | 0 | 0 | 0 | 1 | 0 | 0 | 0 | 2 | 0 | 2 | 2 | 0 | 0 | 7 |
| Sports Tampering | 0 | 0 | 0 | 0 | 0 | 0 | 0 | 0 | 0 | 0 | 0 | 0 | 0 | 0 | 0 | 0 | 0 |
| Prostitution | 4 | 13 | 18 | 13 | 21 | 22 | 15 | 78 | 90 | 50 | 50 | 43 | 20 | 9 | 6 | 3 | 455 |
| Assisting/Promoting Prostitution | 4 | 10 | 10 | 20 | 14 | 19 | 16 | 75 | 68 | 58 | 37 | 26 | 15 | 15 | 5 | 3 | 395 |
| Bribery | 0 | 1 | 0 | 2 | 0 | 2 | 3 | 1 | 1 | 1 | 2 | 0 | 0 | 0 | 0 | 0 | 13 |
| Weapon Law Violations | 142 | 142 | 114 | 219 | 176 | 192 | 157 | 594 | 385 | 255 | 228 | 172 | 163 | 105 | 73 | 82 | 3199 |
| TOTAL | 7088 | 7258 | 7068 | 7050 | 6442 | 6221 | 5587 | 22454 | 16930 | 11287 | 9125 | 7970 | 6116 | 3337 | 1526 | 1236 | 126695 |

Adult Arrests Group B Offenses By Age

| Offense | 18 | 19 | 20 | 21 | 22 | 23 | 24 | 25 29 | 30 34 | 35 39 | 40 44 | 45 49 | 50 54 | 55 59 | 60 64 | 65 & Over | Total |
|---|------|------|------|------|------|------|------|----------|----------|----------|----------|----------|----------|----------|----------|--------------|--------|
| Bad Checks | 3 | 10 | 23 | 13 | 42 | 23 | 31 | 159 | 276 | 210 | 199 | 190 | 132 | 97 | 38 | 51 | 1497 |
| Curfew/Loitering/Vagrancy | 4 | 0 | 4 | 2 | 5 | 0 | 6 | 7 | 20 | 14 | 28 | 39 | 28 | 19 | 8 | 1 | 185 |
| Disorderly Conduct | 154 | 156 | 193 | 255 | 239 | 195 | 181 | 640 | 461 | 309 | 276 | 235 | 227 | 124 | 58 | 57 | 3760 |
| Driving Under the Influence | 300 | 469 | 630 | 1076 | 1143 | 1186 | 1140 | 4731 | 3782 | 2809 | 2424 | 2332 | 1978 | 1273 | 603 | 491 | 26367 |
| Drunkenness | 581 | 767 | 794 | 1285 | 1238 | 1099 | 1061 | 4215 | 3504 | 2598 | 2595 | 3070 | 2853 | 1774 | 687 | 339 | 28460 |
| Family Offenses, Nonviolent | 7 | 21 | 16 | 44 | 58 | 74 | 69 | 455 | 507 | 432 | 308 | 283 | 186 | 78 | 24 | 6 | 2568 |
| Liquor Laws | 1434 | 1695 | 1386 | 233 | 179 | 133 | 132 | 572 | 505 | 383 | 434 | 607 | 631 | 442 | 229 | 103 | 9098 |
| Peeping Tom | 0 | 0 | 1 | 0 | 0 | 0 | 0 | 3 | 12 | 4 | 6 | 5 | 1 | 1 | 1 | 3 | 37 |
| Runaway* | 0 | 0 | 0 | 0 | 0 | 0 | 0 | 0 | 0 | 0 | 0 | 0 | 0 | 0 | 0 | 0 | 0 |
| Trespass of Real Property | 464 | 429 | 409 | 422 | 376 | 325 | 318 | 1154 | 871 | 664 | 584 | 597 | 717 | 483 | 249 | 180 | 8242 |
| Conspiracy to Commit Group A Offense | 10 | 14 | 9 | 11 | 3 | 5 | 6 | 23 | 13 | 13 | 16 | 5 | 2 | 1 | 1 | 1 | 133 |
| All Other Offenses (except most traffic) | 2272 | 2875 | 3338 | 3819 | 3775 | 3892 | 3761 | 16877 | 13880 | 10051 | 8409 | 7590 | 5819 | 3358 | 1671 | 1544 | 92931 |
| TOTAL | 5229 | 6436 | 6803 | 7160 | 7058 | 6932 | 6705 | 28836 | 23831 | 17487 | 15279 | 14953 | 12574 | 7650 | 3569 | 2776 | 173278 |

* This category does not apply to adult arrests.

Arrests Group A By Gender

| Offense | Persons Arrested | | Percent | |
|---|------------------|--------------|------------|------------|
| | Male | Female | Male | Female |
| Murder/Nonnegligent Manslaughter | 299 | 27 | .30 | .07 |
| Negligent Manslaughter | 2 | 2 | .00 | .00 |
| Kidnaping/Abduction | 1040 | 97 | 1.05 | .24 |
| Forcible Rape | 329 | 4 | .33 | .01 |
| Forcible Sodomy | 193 | 4 | .20 | .01 |
| Sexual Assault with an Object | 112 | 12 | .11 | .03 |
| Forcible Fondling | 592 | 19 | .60 | .05 |
| Robbery | 1539 | 174 | 1.56 | .42 |
| Aggravated Assault | 3420 | 1022 | 3.46 | 2.49 |
| Simple Assault | 23230 | 11170 | 23.52 | 27.24 |
| Intimidation | 959 | 290 | .97 | .71 |
| Arson | 168 | 34 | .17 | .08 |
| Extortion/Blackmail | 38 | 13 | .04 | .03 |
| Burglary/Breaking & Entering | 3423 | 501 | 3.47 | 1.22 |
| Pocket Picking | 251 | 97 | .25 | .24 |
| Purse Snatching | 10 | 8 | .01 | .02 |
| Shoplifting | 6959 | 8434 | 7.05 | 20.57 |
| Theft from Building | 709 | 320 | .72 | .78 |
| Theft from Coin-Operated Machine or Device ... | 18 | 4 | .02 | .01 |
| Theft from Motor Vehicle | 333 | 45 | .34 | .11 |
| Theft of Motor Vehicle Parts or Accessories | 87 | 10 | .09 | .02 |
| All Other Larceny | 9221 | 5432 | 9.34 | 13.25 |
| Motor Vehicle Theft | 697 | 162 | .71 | .40 |
| Counterfeiting/Forgery | 1270 | 705 | 1.29 | 1.72 |
| False Pretenses/Swindle/Confidence Game | 1990 | 1087 | 2.02 | 2.65 |
| Credit Card/Automatic Teller Machine Fraud | 284 | 223 | .29 | .54 |
| Impersonation | 687 | 224 | .70 | .55 |
| Welfare Fraud | 16 | 72 | .02 | .18 |
| Wire Fraud | 2 | 3 | .00 | .01 |
| Embezzlement | 732 | 795 | .74 | 1.94 |
| Stolen Property Offenses | 777 | 177 | .79 | .43 |
| Destruction/Damage/Vandalism of Property | 3205 | 951 | 3.25 | 2.32 |
| Drug/Narcotic Violations | 31833 | 7952 | 32.23 | 19.39 |
| Drug Equipment Violations | 351 | 169 | .36 | .41 |
| Incest | 3 | 2 | .00 | .00 |
| Statutory Rape | 84 | 2 | .09 | .00 |
| Pornography/Obscene Material | 215 | 21 | .22 | .05 |
| Betting/Wagering | 36 | 5 | .04 | .01 |
| Operating/Promoting/Assisting Gambling | 9 | 0 | .01 | .00 |
| Gambling Equipment Violations | 5 | 2 | .01 | .00 |
| Sports Tampering | 0 | 0 | .00 | .00 |
| Prostitution | 124 | 334 | .13 | .81 |
| Assisting or Promoting Prostitution | 261 | 134 | .26 | .33 |
| Bribery | 9 | 4 | .01 | .01 |
| Weapon Law Violations | 3233 | 267 | 3.27 | .65 |
| TOTAL | 98755 | 41010 | 100 | 100 |

Arrests Group A By Race

| Offense | Total | White | Black | American Indian or Alaskan Native | Asian or Pacific Islander |
|--|---------------|--------------|--------------|--|---------------------------------|
| Murder/Nonnegligent Manslaughter | 326 | 85 | 238 | | 3 |
| Negligent Manslaughter | 4 | 3 | 1 | | |
| Kidnaping/Abduction | 1137 | 491 | 635 | 1 | 10 |
| Forcible Rape | 333 | 184 | 144 | | 5 |
| Forcible Sodomy | 197 | 127 | 68 | | 2 |
| Sexual Assault with an Object | 124 | 83 | 40 | | 1 |
| Forcible Fondling | 611 | 417 | 184 | | 10 |
| Robbery | 1713 | 500 | 1205 | | 8 |
| Aggravated Assault | 4442 | 2045 | 2357 | 4 | 36 |
| Simple Assault | 34400 | 18642 | 15380 | 17 | 361 |
| Intimidation | 1249 | 741 | 499 | 2 | 7 |
| Arson | 202 | 127 | 74 | 1 | |
| Extortion/Blackmail | 51 | 29 | 21 | | 1 |
| Burglary/Breaking & Entering | 3924 | 2209 | 1696 | | 19 |
| Pocket Picking | 348 | 191 | 154 | | 3 |
| Purse Snatching | 18 | 14 | 4 | | |
| Shoplifting | 15393 | 8602 | 6649 | 5 | 137 |
| Theft from Building | 1029 | 689 | 331 | | 9 |
| Theft from Coin-Operated Machine or Device . | 23 | 18 | 4 | | 1 |
| Theft from Motor Vehicle | 377 | 241 | 136 | | |
| Theft of Motor Vehicle Parts or Accessories | 97 | 57 | 40 | | |
| All Other Larceny | 14653 | 7882 | 6550 | 3 | 218 |
| Motor Vehicle Theft | 859 | 458 | 396 | | 5 |
| Counterfeiting/Forgery | 1975 | 1077 | 870 | 1 | 27 |
| False Pretenses/Swindle/Confidence Game | 3077 | 1759 | 1266 | | 52 |
| Credit Card/Automatic Teller Machine Fraud | 507 | 336 | 168 | | 3 |
| Impersonation | 911 | 403 | 500 | | 8 |
| Welfare Fraud | 88 | 38 | 50 | | |
| Wire Fraud | 5 | 1 | 4 | | |
| Embezzlement | 1527 | 811 | 692 | 1 | 23 |
| Stolen Property Offenses | 954 | 402 | 549 | | 3 |
| Destruction/Damage/Vandalism of Property | 4156 | 2452 | 1659 | 4 | 41 |
| Drug/Narcotic Violations | 39785 | 21496 | 17880 | 22 | 387 |
| Drug Equipment Violations | 520 | 407 | 112 | | 1 |
| Incest | 5 | 3 | 2 | | |
| Statutory Rape | 86 | 61 | 25 | | |
| Pornography/Obscene Material | 236 | 200 | 35 | | 1 |
| Betting/Wagering | 41 | 11 | 29 | | 1 |
| Operating/Promoting/Assisting Gambling | 9 | 6 | | | 3 |
| Gambling Equipment Violation | 7 | 2 | 1 | | 4 |
| Sports Tampering | | | | | |
| Prostitution | 458 | 220 | 214 | 2 | 22 |
| Assisting or Promoting Prostitution | 395 | 218 | 155 | | 22 |
| Bribery | 13 | 6 | 7 | | |
| Weapon Law Violations | 3500 | 1814 | 1669 | | 17 |
| TOTAL | 139765 | 75558 | 62693 | 63 | 1451 |

Arrests

Group A - Percent & Rate

| Offense | Number | Percent | Rate per 100,000 Population |
|--|---------------|------------|-----------------------------------|
| Murder/Nonnegligent Manslaughter | 326 | .23 | 3.95 |
| Negligent Manslaughter | 4 | .00 | .05 |
| Kidnaping/Abduction | 1137 | .81 | 13.76 |
| Forcible Rape | 333 | .24 | 4.03 |
| Forcible Sodomy | 197 | .14 | 2.38 |
| Sexual Assault with an Object | 124 | .09 | 1.50 |
| Forcible Fondling | 611 | .44 | 7.40 |
| Robbery | 1713 | 1.23 | 20.74 |
| Aggravated Assault | 4442 | 3.18 | 53.77 |
| Simple Assault | 34400 | 24.61 | 416.44 |
| Intimidation | 1249 | 0.89 | 15.12 |
| Arson | 202 | .14 | 2.45 |
| Extortion/Blackmail | 51 | .04 | .62 |
| Burglary/Breaking & Entering | 3924 | 2.81 | 47.50 |
| Pocket Picking | 348 | .25 | 4.21 |
| Purse Snatching | 18 | .01 | .22 |
| Shoplifting | 15393 | 11.01 | 186.35 |
| Theft from Building | 1029 | .74 | 12.46 |
| Theft from Coin-Operated Machine or Device . | 23 | .02 | .28 |
| Theft from Motor Vehicle | 377 | .27 | 4.56 |
| Theft of Motor Vehicle Parts or Accessories | 97 | .07 | 1.17 |
| All Other Larceny | 14653 | 10.48 | 177.39 |
| Motor Vehicle Theft | 859 | .61 | 10.40 |
| Counterfeiting/Forgery | 1975 | 1.41 | 23.91 |
| False Pretenses/Swindle/Confidence Game | 3077 | 2.20 | 37.25 |
| Credit Card/Automatic Teller Machine Fraud | 507 | .36 | 6.14 |
| Impersonation | 911 | .65 | 11.03 |
| Welfare Fraud | 88 | .06 | 1.07 |
| Wire Fraud | 5 | .00 | .06 |
| Embezzlement | 1527 | 1.09 | 18.49 |
| Stolen Property Offenses | 954 | .68 | 11.55 |
| Destruction/Damage/Vandalism of Property | 4156 | 2.97 | 50.31 |
| Drug/Narcotic Violations | 39785 | 28.47 | 481.63 |
| Drug Equipment Violations | 520 | .37 | 6.30 |
| Incest | 5 | .00 | .06 |
| Statutory Rape | 86 | .06 | 1.04 |
| Pornography/Obscene Material | 236 | .17 | 2.86 |
| Betting/Wagering | 41 | .03 | .50 |
| Operating/Promoting/Assisting Gambling | 9 | .01 | .11 |
| Gambling Equipment Violations | 7 | .01 | .08 |
| Sports Tampering | 0 | -- | -- |
| Prostitution | 458 | .33 | 5.54 |
| Assisting or Promoting Prostitution | 395 | .280 | 4.78 |
| Bribery | 13 | .01 | .16 |
| Weapon Law Violations | 3500 | 2.50 | 42.37 |
| TOTAL | 139765 | 100 | 1691.99 |

Group B Arrests By Race

| Group B Offense | Total | White | Black | American Indian or Alaskan Native | Asian or Pacific Islander |
|--|---------------|---------------|--------------|-----------------------------------|---------------------------|
| Bad Checks | 1497 | 1079 | 408 | | 10 |
| Curfew/Loitering/Vagrancy Violations | 1636 | 770 | 847 | 2 | 17 |
| Disorderly Conduct | 4532 | 2026 | 2470 | 2 | 34 |
| Driving Under the Influence | 26482 | 19685 | 6274 | 22 | 501 |
| Drunkenness | 28629 | 20239 | 8094 | 21 | 275 |
| Family Offenses, Nonviolent | 2614 | 769 | 1829 | 1 | 15 |
| Liquor Law Violations | 10437 | 7204 | 3042 | 10 | 181 |
| Peeping Tom | 38 | 24 | 14 | | |
| Runaway | 3378 | 1893 | 1426 | 2 | 57 |
| Trespass of Real Property | 8886 | 4104 | 4717 | 4 | 61 |
| Conspiracy to Commit Group A Offense | 152 | 88 | 62 | | 2 |
| All Other Offenses (except most traffic) | 97458 | 55589 | 40875 | 52 | 942 |
| Total | 185739 | 113470 | 70058 | 116 | 2095 |


Group B Arrests By Gender & Rate

| Group B Offense | Male | Female | Rate per 100,000 Population |
|--|---------------|--------------|-----------------------------|
| Bad Checks | 667 | 830 | 18.12 |
| Curfew/Loitering/Vagrancy Violations | 1099 | 537 | 19.81 |
| Disorderly Conduct | 3159 | 1373 | 54.86 |
| Driving Under the Influence | 20091 | 6391 | 320.59 |
| Drunkenness | 23495 | 5134 | 346.58 |
| Family Offenses, Nonviolent | 2068 | 546 | 31.64 |
| Liquor Law Violations | 7665 | 2772 | 126.35 |
| Peeping Tom | 37 | 1 | .46 |
| Runaway | 1492 | 1886 | 40.89 |
| Trespass of Real Property | 7041 | 1845 | 107.57 |
| Conspiracy to Commit Group A Offense | 104 | 48 | 1.84 |
| All Other Offenses (except most traffic) | 70894 | 26564 | 1179.82 |
| Total | 137812 | 47927 | 2248.55 |



VII

Contributing Agencies and Full-Time Law Enforcement Employees



Contributing Agencies and Full-Time Law Enforcement Employees as of October 31, 2013

| AGENCY | TOTAL SWORN OFFICERS | OFFICERS MALE | OFFICERS FEMALE | TOTAL CIVILIAN | AGENCY | TOTAL SWORN OFFICERS | OFFICERS MALE | OFFICERS FEMALE | TOTAL CIVILIAN |
|--------------------------|----------------------|---------------|-----------------|----------------|----------------------------|----------------------|---------------|-----------------|----------------|
| COUNTY | | | | | | | | | |
| ACCOMACK COUNTY | | | | | CHARLES CITY COUNTY | | | | |
| Sheriff's Office | 58 | 51 | 7 | 11 | Sheriff's Office | 11 | 10 | 1 | 7 |
| Chincoteague PD | 10 | 9 | 1 | 4 | CHARLOTTE COUNTY | | | | |
| Onancock PD | 5 | 4 | 1 | | Sheriff's Office | 33 | 26 | 7 | 2 |
| Parksley PD | 3 | 3 | | | CHESTERFIELD COUNTY | | | | |
| Onley PD | 3 | 3 | | | Chesterfield County PD | 485 | 438 | 47 | 104 |
| Bloxom PD | 1 | 1 | | | CLARKE COUNTY | | | | |
| ALBEMARLE COUNTY | | | | | Sheriff's Office | 16 | 15 | 1 | 12 |
| Albemarle County PD | 121 | 108 | 13 | 28 | Berryville PD | 9 | 9 | | 1 |
| ALLEGHANY COUNTY | | | | | CRAIG COUNTY | | | | |
| Sheriff's Office | 43 | 37 | 6 | 19 | Sheriff's Office | 9 | 9 | | 5 |
| AMELIA COUNTY | | | | | CULPEPER COUNTY | | | | |
| Sheriff's Office | 17 | 17 | | 10 | Sheriff's Office | 83 | 71 | 12 | 16 |
| AMHERST COUNTY | | | | | Culpeper PD | 42 | 37 | 5 | 8 |
| Sheriff's Office | 46 | 41 | 5 | 4 | CUMBERLAND COUNTY | | | | |
| Amherst PD | 5 | 5 | | | Sheriff's Office | 16 | 14 | 2 | 6 |
| APPOMATTOX COUNTY | | | | | DICKENSON COUNTY | | | | |
| Sheriff's Office | 21 | 19 | 2 | 1 | Sheriff's Office | 20 | 19 | 1 | 10 |
| ARLINGTON COUNTY | | | | | Clintwood PD | 4 | 4 | | |
| Arlington County PD | 352 | 293 | 59 | 68 | Haysi PD | 2 | 2 | | |
| AUGUSTA COUNTY | | | | | DINWIDDIE COUNTY | | | | |
| Sheriff's Office | 66 | 61 | 5 | 11 | Sheriff's Office | 38 | 36 | 2 | 3 |
| BATH COUNTY | | | | | ESSEX COUNTY | | | | |
| Sheriff's Office | 12 | 12 | | | Sheriff's Office | 13 | 11 | 2 | 6 |
| BEDFORD COUNTY | | | | | Tappahannock PD | 10 | 10 | | 1 |
| Sheriff's Office | 83 | 77 | 6 | 8 | FAIRFAX COUNTY | | | | |
| BLAND COUNTY | | | | | Fairfax County PD | 1327 | 1157 | 170 | 271 |
| Sheriff's Office | 10 | 10 | | 6 | Herndon PD | 55 | 50 | 5 | 15 |
| BOTETOURT COUNTY | | | | | Vienna PD | 40 | 35 | 5 | 11 |
| Sheriff's Office | 93 | 80 | 13 | 21 | FAUQUIER COUNTY | | | | |
| BRUNSWICK COUNTY | | | | | Sheriff's Office | 119 | 111 | 8 | 42 |
| Sheriff's Office | 25 | 23 | 2 | 13 | Remington PD | 1 | 1 | | |
| Lawrenceville PD | 6 | 6 | | | Warrenton PD | 20 | 18 | 2 | 2 |
| BUCHANAN COUNTY | | | | | FLOYD COUNTY | | | | |
| Sheriff's Office | 34 | 30 | 4 | 13 | Sheriff's Office | 19 | 17 | 2 | 10 |
| Grundy PD | 6 | 6 | | | FLUVANNA COUNTY | | | | |
| BUCKINGHAM COUNTY | | | | | Sheriff's Office | 30 | 25 | 5 | 13 |
| Sheriff's Office | 17 | 17 | | 7 | FRANKLIN COUNTY | | | | |
| CAMPBELL COUNTY | | | | | Sheriff's Office | 70 | 62 | 8 | 7 |
| Sheriff's Office | 59 | 55 | 4 | 9 | Rocky Mount PD | 20 | 19 | 1 | 2 |
| Altavista PD | 12 | 12 | | 1 | FREDERICK COUNTY | | | | |
| Brookneal PD | 1 | 1 | | | Sheriff's Office | 111 | 100 | 11 | 15 |
| CAROLINE COUNTY | | | | | Middletown PD | 2 | 2 | | |
| Sheriff's Office | 50 | 42 | 8 | 21 | Stephens City PD | 4 | 4 | | |
| Bowling Green PD | | | | | CARROLL COUNTY | | | | |
| CARROLL COUNTY | | | | | Sheriff's Office | 35 | 33 | 2 | 6 |
| Sheriff's Office | 35 | 33 | 2 | 6 | Hillsville PD | 13 | 13 | | 1 |
| Hillsville PD | 13 | 13 | | 1 | | | | | |


| AGENCY | TOTAL SWORN OFFICERS | OFFICERS MALE | OFFICERS FEMALE | TOTAL CIVILIAN | AGENCY | TOTAL SWORN OFFICERS | OFFICERS MALE | OFFICERS FEMALE | TOTAL CIVILIAN |
|--------------------------------|----------------------|---------------|-----------------|----------------|----------------------------|----------------------|---------------|-----------------|----------------|
| GILES COUNTY | | | | | LOUISA COUNTY | | | | |
| Sheriff's Office | 28 | 27 | 1 | 11 | Sheriff's Office | 48 | 45 | 3 | 15 |
| GlenLyn PD | 1 | 1 | | | Louisa PD | 5 | 4 | 1 | |
| Pearisburg PD | 7 | 7 | | | LUNENBURG COUNTY | | | | |
| Pembroke PD | 2 | 2 | | | Sheriff's Office | 14 | 11 | 3 | 7 |
| Rich Creek PD | 1 | 1 | | | Kenbridge PD | 4 | 4 | | |
| Narrows PD | 5 | 5 | | | Victoria PD | 5 | 4 | 1 | 1 |
| GLOUCESTER COUNTY | | | | | MADISON COUNTY | | | | |
| Sheriff's Office | 80 | 70 | 10 | 16 | Sheriff's Office | 20 | 18 | 2 | 13 |
| GOOCHLAND COUNTY | | | | | MATHEWS COUNTY | | | | |
| Sheriff's Office | 31 | 28 | 3 | 10 | Sheriff's Office | 11 | 9 | 2 | 7 |
| GRAYSON COUNTY | | | | | MECKLENBURG COUNTY | | | | |
| Sheriff's Office | 23 | 22 | 1 | 6 | Sheriff's Office | 50 | 46 | 4 | 2 |
| Independence PD | 2 | 2 | | | Chase City PD | 8 | 8 | | 1 |
| GREENE COUNTY | | | | | Clarksville PD | 7 | 7 | | 1 |
| Sheriff's Office | 21 | 18 | 3 | 3 | LaCrosse PD | 1 | 1 | | |
| GREENSVILLE COUNTY | | | | | South Hill PD | 20 | 19 | 1 | 2 |
| Sheriff's Office | 22 | 20 | 2 | 13 | MIDDLESEX COUNTY | | | | |
| HALIFAX COUNTY | | | | | Sheriff's Office | 16 | 15 | 1 | 6 |
| Sheriff's Office | 31 | 30 | 1 | 7 | MONTGOMERY COUNTY | | | | |
| Halifax PD | 4 | 4 | | | Sheriff's Office | 108 | 89 | 19 | 15 |
| South Boston PD | 28 | 25 | 3 | 3 | Blacksburg PD | 63 | 57 | 6 | 14 |
| HANOVER COUNTY | | | | | Christiansburg PD | 57 | 54 | 3 | 16 |
| Sheriff's Office | 213 | 198 | 15 | 16 | NELSON COUNTY | | | | |
| Ashland PD | 24 | 22 | 2 | 3 | Sheriff's Office | 18 | 16 | 2 | 5 |
| HENRICO COUNTY | | | | | NEW KENT COUNTY | | | | |
| Henrico County PD | 606 | 547 | 59 | 171 | Sheriff's Office | 32 | 30 | 2 | 12 |
| HENRY COUNTY | | | | | NORTHAMPTON CO. | | | | |
| Sheriff's Office | 115 | 104 | 11 | 13 | Sheriff's Office | 66 | 49 | 17 | 17 |
| HIGHLAND COUNTY | | | | | Cape Charles PD | 5 | 4 | 1 | |
| Sheriff's Office | 7 | 7 | | 5 | Exmore PD | 5 | 5 | | |
| ISLE OF WIGHT COUNTY | | | | | NORTHUMBERLAND CO. | | | | |
| Sheriff's Office | 47 | 40 | 7 | 3 | Sheriff's Office | 22 | 19 | 3 | 11 |
| Smithfield PD | 20 | 18 | 2 | 4 | NOTTOWAY COUNTY | | | | |
| Windsor PD | 6 | 6 | | | Sheriff's Office | 14 | 13 | 1 | 11 |
| JAMES CITY COUNTY | | | | | Blackstone PD | 11 | 11 | | 4 |
| James City County PD | 91 | 74 | 17 | 6 | Crewe PD | 5 | 4 | 1 | 1 |
| KING & QUEEN COUNTY | | | | | Burkeville PD | 1 | 1 | | |
| Sheriff's Office | 10 | 10 | | 7 | ORANGE COUNTY | | | | |
| KING GEORGE COUNTY | | | | | Sheriff's Office | 37 | 32 | 5 | 9 |
| Sheriff's Office | 28 | 25 | 3 | 14 | Orange PD | 15 | 13 | 2 | 2 |
| KING WILLIAM COUNTY | | | | | Gordonsville PD | 6 | 5 | 1 | 1 |
| Sheriff's Office | 21 | 20 | 1 | 11 | PAGE COUNTY | | | | |
| West Point PD | 9 | 8 | 1 | 1 | Sheriff's Office | 47 | 41 | 6 | 12 |
| LANCASTER COUNTY | | | | | Luray PD | 12 | 12 | | 2 |
| Sheriff's Office | 29 | 24 | 5 | 6 | Shenandoah PD | 5 | 5 | | 1 |
| Kilmarnock PD | 4 | 2 | 2 | | Stanley PD | 4 | 4 | | |
| White Stone PD | 2 | 2 | | | PATRICK COUNTY | | | | |
| LEE COUNTY | | | | | Sheriff's Office | 51 | 45 | 6 | 16 |
| Sheriff's Office | 35 | 28 | 7 | | PITTSYLVANIA COUNTY | | | | |
| Jonesville PD | 2 | 2 | | | Sheriff's Office | 114 | 97 | 17 | 17 |
| Pennington Gap PD | 5 | 5 | | | Chatham PD | 3 | 3 | | |
| LOUDOUN COUNTY | | | | | Gretna PD | 4 | 3 | 1 | |
| Sheriff's Office | 511 | 440 | 71 | 111 | Hurt PD | 2 | 2 | | |
| Leesburg PD | 84 | 79 | 5 | 16 | POWHATAN COUNTY | | | | |
| Middleburg PD | 6 | 5 | 1 | | Sheriff's Office | 40 | 37 | 3 | 16 |
| Purcellville PD | 14 | 12 | 2 | 1 | | | | | |

| AGENCY | TOTAL SWORN OFFICERS | OFFICERS MALE | OFFICERS FEMALE | TOTAL CIVILIAN | AGENCY | TOTAL SWORN OFFICERS | OFFICERS MALE | OFFICERS FEMALE | TOTAL CIVILIAN |
|--|----------------------------------|----------------------------------|------------------|------------------|---|------------------------------------|------------------------------------|------------------|-------------------|
| PRINCE EDWARD CO. Sheriff's Office Farmville PD | 23 26 | 20 24 | 3 2 | 7 1 | SPOTSYLVANIA COUNTY Sheriff's Office | 167 | 147 | 20 | 44 |
| PRINCE GEORGE CO. Prince George County PD | 54 | 50 | 4 | 21 | STAFFORD COUNTY Sheriff's Office | 170 | 148 | 22 | 68 |
| PRINCE WILLIAM CO. Prince William County PD Quantico PD Haymarket PD Dumfries PD Occoquan PD | 565 1 6 7 1 | 490 1 6 5 1 | 75 2 | 130 2 | SURRY COUNTY Sheriff's Office | 12 | 11 | 1 | 10 |
| PULASKI COUNTY Sheriff's Office Pulaski PD Dublin PD | 47 26 9 | 44 22 9 | 3 4 | 10 9 1 | SUSSEX COUNTY Sheriff's Office Waverly PD | 38 7 | 29 7 | 9 | 5 6 |
| RAPPAHANNOCK CO. Sheriff's Office | 25 | 17 | 8 | 1 | TAZEWELL COUNTY Sheriff's Office Bluefield PD Pocahontas PD Richlands PD Tazewell PD Cedar Bluff PD | 44 17 17 15 3 | 41 15 16 13 3 | 3 2 1 2 | 19 5 7 1 |
| RICHMOND COUNTY Sheriff's Office Warsaw PD | 13 3 | 13 3 | | 9 1 | WARREN COUNTY Sheriff's Office Front Royal PD | 51 36 | 43 34 | 8 2 | 48 8 |
| ROANOKE COUNTY Roanoke County PD Vinton PD | 142 23 | 122 22 | 20 1 | 14 2 | WASHINGTON COUNTY Sheriff's Office Abingdon PD Damascus PD Glade Springs PD | 59 26 5 3 | 53 23 5 2 | 6 3 1 | 21 2 |
| ROCKBRIDGE COUNTY Sheriff's Office Glasgow PD | 34 1 | 31 1 | 3 | 8 | WESTMORELAND CO. Sheriff's Office Colonial Beach PD | 23 11 | 21 9 | 2 2 | 14 1 |
| ROCKINGHAM COUNTY Sheriff's Office Bridgewater PD Broadway PD Dayton PD Elkton PD Grottoes PD Timberville PD | 53 9 4 8 6 6 4 | 48 8 4 7 6 5 3 | 5 1 1 | 16 1 1 | WISE COUNTY Sheriff's Office Appalachia PD Big Stone Gap PD Coeburn PD Pound PD St. Paul PD Wise PD | 45 5 15 6 4 6 12 | 44 4 14 6 4 6 12 | 1 1 1 | 16 2 1 |
| RUSSELL COUNTY Sheriff's Office Lebanon PD Honaker PD | 33 11 3 | 31 11 3 | 2 | 17 1 | WYTHE COUNTY Sheriff's Office Wytheville PD Rural Retreat PD | 39 27 1 | 35 24 1 | 4 3 | 8 11 |
| SCOTT COUNTY Sheriff's Office Gate City PD Weber City PD | 25 3 5 | 22 3 4 | 3 1 | 7 | YORK COUNTY Sheriff's Office | 86 | 77 | 9 | 8 |
| SHENANDOAH COUNTY Sheriff's Office Edinburg PD Mt. Jackson PD Woodstock PD Strasburg PD New Market PD | 73 2 5 16 18 5 | 61 2 5 15 16 5 | 12 1 2 | 9 1 2 | COUNTY TOTAL | 9332 | 8269 | 1063 | 2119 |
| SMYTH COUNTY Sheriff's Office Marion PD Saltville PD Chilhowie PD | 43 18 7 6 | 34 16 7 6 | 9 2 | 2 | OTHER AGENCIES | | | | |
| SOUTHAMPTON COUNTY Sheriff's Office Boykins PD | 65 1 | 55 1 | 10 | 15 | Alcoholic Bev. Control, Dept. | 125 | 102 | 23 | 37 |
| | | | | | Capitol Police, Division | 75 | 65 | 10 | 14 |
| | | | | | Central State Hospital | 16 | 15 | 1 | 1 |
| | | | | | Conservation & Rec., Dept. | 97 | 89 | 8 | 129 |
| | | | | | Game & Inland Fisheries, Dept | 164 | 154 | 10 | 15 |
| | | | | | Motor Vehicles, Dept. | 69 | 61 | 8 | 15 |
| | | | | | Virginia State Police, Dept. | 2025 | 1914 | 111 | 725 |
| | | | | | Metro. Wash. Airport Auth. | 212 | 172 | 40 | 101 |
| | | | | | Norfolk Airport Authority | 37 | 31 | 6 | 7 |
| | | | | | Richmond Int'l Airport | 28 | 24 | 4 | 9 |
| | | | | | Virginia Port Authority | 27 | 23 | 4 | 11 |
| | | | | | OTHER AGENCY TOTAL | 2875 | 2650 | 225 | 1064 |

| AGENCY | TOTAL SWORN OFFICERS | OFFICERS MALE | OFFICERS FEMALE | TOTAL CIVILIAN | AGENCY | TOTAL SWORN OFFICERS | OFFICERS MALE | OFFICERS FEMALE | TOTAL CIVILIAN |
|---------------------|----------------------|---------------|-----------------|----------------|-------------------------------------|----------------------|---------------|-----------------|----------------|
| CITY | | | | | COLLEGE & UNIVERSITY | | | | |
| Alexandria PD | 307 | 258 | 49 | 95 | Christopher Newport U. PD | 19 | 16 | 3 | 5 |
| Bedford PD | 23 | 21 | 2 | 3 | Eastern VA Medical Sch. PD | 20 | 19 | 1 | 29 |
| Bristol PD | 52 | 45 | 7 | 20 | Emory & Henry College PD | 2 | 2 | | 2 |
| Buena Vista PD | 14 | 14 | | 2 | Ferrum College PD | 9 | 8 | 1 | |
| Charlottesville PD | 113 | 100 | 13 | 26 | George Mason Univ. PD | 45 | 39 | 6 | 22 |
| Chesapeake PD | 384 | 318 | 66 | 132 | Hampton University PD | 31 | 28 | 3 | 23 |
| Clifton Forge PD | 10 | 9 | 1 | 2 | James Madison Univ. PD | 31 | 29 | 2 | 10 |
| Colonial Heights PD | 50 | 45 | 5 | 4 | J Sargeant Reynolds C.C. PD | 14 | 10 | 4 | 9 |
| Covington PD | 17 | 14 | 3 | 8 | Longwood University PD | 15 | 15 | | 7 |
| Danville PD | 126 | 104 | 22 | 9 | Lord Fairfax C.C. PD | 2 | 2 | | |
| Emporia PD | 26 | 26 | | 10 | Norfolk State University PD | 21 | 15 | 6 | 15 |
| Fairfax PD | 67 | 60 | 7 | 17 | Northern Virginia C.C. PD | 48 | 43 | 5 | 12 |
| Falls Church PD | 32 | 24 | 8 | 12 | Old Dominion University PD | 46 | 38 | 8 | 8 |
| Franklin PD | 27 | 26 | 1 | 13 | Radford University PD | 20 | 17 | 3 | 10 |
| Fredericksburg PD | 71 | 56 | 15 | 28 | Richard Bland College PD | 4 | 4 | | |
| Galax PD | 24 | 22 | 2 | 14 | Thomas Nelson College PD | 9 | 7 | 2 | 4 |
| Hampton PD | 277 | 233 | 44 | 108 | U. of Mary Washington PD | 16 | 14 | 2 | 6 |
| Harrisonburg PD | 89 | 85 | 4 | 16 | University of Richmond PD | 20 | 18 | 2 | 13 |
| Hopewell PD | 63 | 57 | 6 | 17 | University of Virginia PD | 50 | 39 | 11 | 73 |
| Lexington PD | 17 | 14 | 3 | 2 | UVA's College at Wise PD | 9 | 8 | 1 | 1 |
| Lynchburg PD | 169 | 155 | 14 | 24 | Va. Commonwealth U. PD | 84 | 70 | 14 | 42 |
| Manassas PD | 97 | 72 | 25 | 26 | Va. Military Institute PD | 9 | 8 | 1 | 1 |
| Manassas Park PD | 32 | 31 | 1 | 12 | Virginia State University PD | 20 | 13 | 7 | 15 |
| Martinsville PD | 44 | 41 | 3 | 5 | Virginia Tech University PD | 49 | 41 | 8 | 20 |
| Newport News PD | 426 | 361 | 65 | 133 | Virginia Western C.C. PD | 9 | 9 | | |
| Norfolk PD | 763 | 684 | 79 | 94 | William & Mary College PD | 21 | 19 | 2 | 6 |
| Norton PD | 16 | 16 | | 8 | COLLEGE AND UNIVERSITY TOTAL | 623 | 531 | 92 | 333 |
| Petersburg PD | 105 | 88 | 17 | 34 | STATE TOTAL | 18756 | 16550 | 2206 | 5010 |
| Poquoson PD | 23 | 21 | 2 | 1 | | | | | |
| Portsmouth PD | 247 | 213 | 34 | 96 | | | | | |
| Radford PD | 36 | 32 | 4 | 12 | | | | | |
| Richmond PD | 703 | 592 | 111 | 163 | | | | | |
| Roanoke PD | 252 | 218 | 34 | 44 | | | | | |
| Salem PD | 61 | 58 | 3 | 28 | | | | | |
| Staunton PD | 51 | 44 | 7 | 15 | | | | | |
| Suffolk PD | 175 | 134 | 41 | 50 | | | | | |
| Virginia Beach PD | 782 | 679 | 103 | 173 | | | | | |
| Waynesboro PD | 44 | 39 | 5 | 10 | | | | | |
| Williamsburg PD | 37 | 29 | 8 | 3 | | | | | |
| Winchester PD | 74 | 62 | 12 | 25 | | | | | |
| CITY TOTAL | 5926 | 5100 | 826 | 1494 | | | | | |



VIII
Group A Offenses
By
Contributing Agencies



| COUNTY SHERIFFS & STATE POLICE | POPULATION | INCIDENT RATE PER 100,000 | TOTAL INCIDENTS | Murder and Non- negligent Man- slaughter | Kidnaping/ Abduction | Forcible Rape | Other Forcible Sex Offenses | Robbery | Aggravated Assault | Simple Assault/ Intimidation | Arson | Extortion/ Blackmail |
|---|------------|---------------------------------|--------------------|--|-------------------------|------------------|--------------------------------------|---------|-----------------------|------------------------------------|---------|-------------------------|
| Accomack County SO State Police | 27648 | 3638.59 | 1006 149 | 3 0 | 1 0 | 6 0 | 9 0 | 7 0 | 13 2 | 310 1 | 0 50 | 0 0 |
| Alleghany County SO State Police | 12085 | 3020.27 | 365 84 | 2 0 | 3 0 | 2 0 | 7 0 | 0 0 | 7 1 | 82 2 | 3 0 | 0 0 |
| Amelia County SO State Police | 12759 | 2703.97 | 345 5 | 0 0 | 2 0 | 1 0 | 8 0 | 1 0 | 4 1 | 99 0 | 2 1 | 0 0 |
| Amherst County SO State Police | 30251 | 2383.39 | 721 42 | 1 0 | 0 0 | 4 0 | 12 0 | 1 0 | 20 1 | 112 1 | 1 0 | 0 0 |
| Appomattox County SO State Police | 15270 | 1244.26 | 190 31 | 0 0 | 0 0 | 1 0 | 4 0 | 1 0 | 4 0 | 31 0 | 0 0 | 0 0 |
| Augusta County SO State Police | 74504 | 1825.4 | 1360 39 | 0 1 | 9 0 | 6 0 | 16 0 | 12 0 | 58 1 | 132 0 | 1 0 | 2 0 |
| Bath County SO State Police | 4756 | 1682.08 | 80 23 | 0 0 | 0 0 | 0 0 | 0 1 | 1 0 | 0 1 | 14 1 | 0 0 | 0 0 |
| Bedford County SO State Police | 70345 | 2492 | 1753 60 | 0 0 | 1 0 | 8 0 | 20 1 | 2 0 | 13 2 | 575 3 | 7 0 | 0 0 |
| Bland County SO State Police | 6768 | 1433.21 | 97 24 | 0 0 | 1 0 | 0 0 | 0 0 | 0 0 | 2 2 | 13 2 | 1 0 | 0 0 |
| Botetourt County SO State Police | 33423 | 2100.35 | 702 99 | 1 0 | 4 0 | 2 0 | 13 0 | 3 0 | 9 0 | 179 0 | 2 1 | 0 0 |
| Brunswick County SO State Police | 15974 | 1439.83 | 230 11 | 0 0 | 2 0 | 0 0 | 4 0 | 0 0 | 8 0 | 18 1 | 1 0 | 0 0 |
| Buchanan County SO State Police | 22857 | 4130.02 | 944 67 | 0 0 | 5 0 | 6 0 | 14 1 | 1 0 | 30 1 | 255 3 | 6 6 | 1 0 |
| Buckingham County SO State Police | 17185 | 2734.94 | 470 82 | 1 0 | 0 0 | 5 0 | 7 0 | 5 0 | 15 0 | 168 0 | 2 0 | 1 0 |
| Campbell County SO State Police | 51539 | 2927.87 | 1509 65 | 3 0 | 12 1 | 14 0 | 27 0 | 8 0 | 41 1 | 444 4 | 1 0 | 0 0 |
| Caroline County SO State Police | 28355 | 3526.71 | 1000 81 | 0 0 | 5 1 | 6 0 | 17 1 | 5 0 | 17 4 | 268 19 | 4 1 | 0 0 |
| Carroll County SO State Police | 26753 | 2627.74 | 703 29 | 2 0 | 2 0 | 4 0 | 9 0 | 1 0 | 18 0 | 194 0 | 4 0 | 0 0 |
| Charles City County SO State Police | 7268 | 894.33 | 65 5 | 0 0 | 1 0 | 1 0 | 1 0 | 0 0 | 4 4 | 30 0 | 0 0 | 0 0 |
| Charlotte County SO State Police | 12497 | 2720.65 | 340 99 | 1 0 | 1 0 | 3 0 | 2 0 | 1 0 | 9 0 | 104 0 | 1 0 | 0 0 |
| Clarke County SO State Police | 9883 | 3177.17 | 314 16 | 0 0 | 0 0 | 0 0 | 0 0 | 1 0 | 3 0 | 91 0 | 4 0 | 0 0 |
| Craig County SO State Police | 5305 | 735.15 | 39 22 | 0 0 | 0 0 | 0 1 | 0 4 | 0 0 | 6 0 | 17 0 | 0 0 | 0 0 |
| Culpeper County SO State Police | 31590 | 2507.12 | 792 42 | 0 0 | 2 0 | 2 0 | 14 0 | 3 0 | 30 0 | 220 4 | 4 0 | 0 0 |
| Cumberland County SO State Police | 10191 | 2090.07 | 213 18 | 0 0 | 0 0 | 2 0 | 2 0 | 1 0 | 9 0 | 85 4 | 0 2 | 0 0 |
| Dickenson County SO State Police | 13786 | 2103.58 | 290 32 | 0 0 | 2 0 | 1 0 | 3 1 | 1 0 | 15 5 | 54 3 | 2 0 | 0 0 |
| Dinwiddie County SO State Police | 28864 | 2913.66 | 841 23 | 4 0 | 12 1 | 9 0 | 9 0 | 7 0 | 32 1 | 130 7 | 2 0 | 0 0 |

| Burglary | Larceny | Motor Vehicle Theft | Counterfeiting/ Forgery | Fraud | Embezzlement | Stolen Property | Destruction/ Damage/ Vandalism | Drug/ Narcotic Offenses | Non-forcible Sex Offenses | Pornography | Gambling | Prostitution | Bribery | Weapon Law Violation |
|----------|---------|---------------------|-------------------------|-------|--------------|-----------------|--------------------------------|-------------------------|---------------------------|-------------|----------|--------------|---------|----------------------|
| 1200 | 2718 | 232 | 119 | 398 | 32 | 41 | 1764 | 1465 | 20 | 21 | 00 | 00 | 00 | 53 |
| 500 | 1006 | 50 | 31 | 233 | 10 | 11 | 621 | 6770 | 10 | 00 | 00 | 00 | 00 | 94 |
| 360 | 750 | 150 | 70 | 250 | 10 | 10 | 550 | 473 | 10 | 80 | 00 | 00 | 00 | 180 |
| 491 | 3042 | 230 | 90 | 346 | 61 | 00 | 1274 | 7926 | 00 | 40 | 00 | 00 | 00 | 75 |
| 190 | 820 | 60 | 30 | 40 | 10 | 00 | 150 | 1830 | 10 | 40 | 00 | 00 | 00 | 21 |
| 1430 | 5452 | 300 | 270 | 985 | 150 | 70 | 2281 | 11626 | 70 | 70 | 00 | 00 | 00 | 305 |
| 60 | 270 | 10 | 00 | 10 | 00 | 20 | 152 | 1518 | 00 | 00 | 00 | 00 | 00 | 10 |
| 1722 | 4342 | 251 | 211 | 15515 | 90 | 20 | 2374 | 24732 | 20 | 170 | 00 | 00 | 00 | 331 |
| 231 | 394 | 10 | 20 | 10 | 00 | 00 | 221 | 611 | 00 | 00 | 00 | 00 | 00 | 14 |
| 360 | 2081 | 151 | 110 | 307 | 51 | 00 | 741 | 15591 | 00 | 10 | 00 | 00 | 00 | 165 |
| 480 | 480 | 92 | 40 | 91 | 00 | 11 | 371 | 518 | 00 | 00 | 10 | 00 | 00 | 81 |
| 1164 | 28121 | 275 | 236 | 7416 | 30 | 191 | 1458 | 7010 | 10 | 270 | 00 | 00 | 10 | 262 |
| 440 | 944 | 170 | 50 | 121 | 10 | 10 | 960 | 8279 | 00 | 00 | 00 | 10 | 00 | 170 |
| 1040 | 5512 | 240 | 162 | 1072 | 70 | 21 | 2485 | 8746 | 40 | 60 | 00 | 00 | 00 | 363 |
| 1023 | 28920 | 114 | 165 | 856 | 50 | 01 | 1497 | 17423 | 20 | 51 | 00 | 00 | 00 | 282 |
| 900 | 2324 | 201 | 100 | 103 | 00 | 11 | 901 | 7620 | 20 | 00 | 00 | 00 | 00 | 220 |
| 50 | 170 | 10 | 00 | 10 | 00 | 00 | 120 | 36 | 00 | 00 | 00 | 00 | 00 | 11 |
| 230 | 571 | 30 | 60 | 52 | 10 | 00 | 400 | 10797 | 00 | 00 | 00 | 00 | 00 | 60 |
| 230 | 1010 | 50 | 80 | 130 | 10 | 00 | 511 | 2715 | 00 | 00 | 00 | 00 | 00 | 81 |
| 10 | 53 | 23 | 02 | 03 | 00 | 00 | 31 | 07 | 00 | 00 | 00 | 00 | 00 | 50 |
| 470 | 1434 | 200 | 41 | 681 | 00 | 10 | 1180 | 18933 | 00 | 60 | 00 | 00 | 00 | 240 |
| 210 | 411 | 40 | 150 | 31 | 10 | 10 | 271 | 3811 | 00 | 00 | 00 | 00 | 00 | 41 |
| 433 | 1017 | 81 | 11 | 56 | 01 | 20 | 251 | 3210 | 00 | 20 | 00 | 00 | 00 | 111 |
| 1030 | 2860 | 181 | 111 | 601 | 70 | 90 | 1261 | 11215 | 00 | 50 | 00 | 10 | 00 | 420 |

| COUNTY SHERIFFS & STATE POLICE | POPULATION | INCIDENT RATE PER 100,000 | TOTAL INCIDENTS | Murder and Non-negligent Man-slaughter | Kidnaping/Abduction | Forcible Rape | Other Forcible Sex Offenses | Robbery | Aggravated Assault | Simple Assault/Intimidation | Arson | Extortion/Blackmail |
|---|------------|---------------------------|-----------------|--|---------------------|---------------|-----------------------------|---------|--------------------|-----------------------------|-------|---------------------|
| Essex County SO State Police | 8684 | 2924.91 | 2545 | 10 | 00 | 10 | 00 | 10 | 130 | 530 | 00 | 00 |
| Fauquier County SO State Police | 56161 | 3475.72 | 195291 | 20 | 70 | 50 | 350 | 100 | 270 | 4842 | 60 | 00 |
| Floyd County SO State Police | 15726 | 1672.38 | 26360 | 00 | 10 | 30 | 00 | 00 | 71 | 373 | 10 | 00 |
| Fluvanna County SO State Police | 26019 | 1994.69 | 51917 | 10 | 10 | 40 | 80 | 20 | 150 | 1550 | 30 | 00 |
| Franklin County SO State Police | 51753 | 2525.45 | 130728 | 40 | 20 | 40 | 310 | 10 | 471 | 2900 | 31 | 01 |
| Frederick County SO State Police | 78036 | 4081.44 | 3185172 | 10 | 70 | 261 | 490 | 120 | 281 | 10084 | 40 | 20 |
| Giles County SO State Police | 10758 | 2993.12 | 3228 | 00 | 00 | 10 | 10 | 10 | 40 | 601 | 10 | 00 |
| Gloucester County SO State Police | 37232 | 4498.81 | 167533 | 01 | 60 | 90 | 80 | 70 | 220 | 4890 | 40 | 00 |
| Goochland County SO State Police | 21400 | 1728.97 | 37034 | 00 | 00 | 00 | 31 | 10 | 40 | 814 | 10 | 00 |
| Grayson County SO State Police | 14483 | 2464.95 | 3576 | 20 | 00 | 30 | 40 | 10 | 61 | 691 | 10 | 00 |
| Greene County SO State Police | 19320 | 3488.61 | 67438 | 00 | 10 | 30 | 70 | 10 | 100 | 2064 | 20 | 00 |
| Greensville County SO State Police | 11581 | 1986.01 | 23033 | 10 | 00 | 10 | 10 | 10 | 96 | 520 | 10 | 00 |
| Halifax County SO State Police | 26710 | 2781.72 | 743189 | 00 | 40 | 50 | 240 | 30 | 221 | 1520 | 30 | 00 |
| Hanover County SO State Police | 94413 | 2743.26 | 2590140 | 10 | 100 | 70 | 380 | 100 | 686 | 6963 | 50 | 20 |
| Henry County SO State Police | 53560 | 5069.08 | 271540 | 40 | 142 | 100 | 170 | 230 | 1413 | 4303 | 31 | 10 |
| Highland County SO State Police | 2311 | 475.98 | 113 | 00 | 00 | 00 | 00 | 00 | 10 | 20 | 00 | 00 |
| Isle of Wight County SO State Police | 25702 | 2746.86 | 70610 | 10 | 90 | 30 | 70 | 30 | 220 | 1800 | 10 | 00 |
| King & Queen County SO State Police | 7410 | 2064.77 | 1539 | 00 | 00 | 20 | 40 | 00 | 100 | 500 | 00 | 00 |
| King George County SO State Police | 24460 | 3892.06 | 9529 | 00 | 20 | 60 | 80 | 50 | 152 | 2130 | 00 | 00 |
| King William County SO State Police | 12836 | 1456.84 | 1874 | 00 | 20 | 10 | 40 | 20 | 30 | 760 | 00 | 00 |
| Lancaster County SO State Police | 9554 | 1768.89 | 1692 | 00 | 00 | 00 | 20 | 00 | 90 | 800 | 10 | 00 |
| Lee County SO State Police | 22770 | 3495.82 | 79614 | 30 | 20 | 30 | 31 | 10 | 261 | 1370 | 11 | 00 |
| Loudoun County SO State Police | 293009 | 2520.05 | 738461 | 40 | 250 | 440 | 770 | 360 | 1140 | 18380 | 310 | 52 |
| Louisa County SO State Police | 32643 | 3179.85 | 103887 | 00 | 40 | 90 | 240 | 30 | 250 | 1956 | 71 | 00 |

84 ⁰⁻¹¹ For those agencies without full year submission, footnote represents number of months of data submitted.

| Burglary | Larceny | Motor Vehicle Theft | Counterfeiting/ Forgery | Fraud | Embezzlement | Stolen Property | Destruction/ Damage/ Vandalism | Drug/ Narcotic Offenses | Non-forcible Sex Offenses | Pornography | Gambling | Prostitution | Bribery | Weapon Law Violation |
|----------|---------|---------------------|-------------------------|--------|--------------|-----------------|--------------------------------|-------------------------|---------------------------|-------------|----------|--------------|---------|----------------------|
| 560 | 380 | 50 | 20 | 183 | 00 | 00 | 540 | 402 | 10 | 10 | 00 | 00 | 00 | 70 |
| 1000 | 4428 | 181 | 151 | 16411 | 53 | 70 | 3551 | 52262 | 20 | 10 | 00 | 00 | 10 | 494 |
| 320 | 991 | 100 | 10 | 121 | 11 | 00 | 511 | 2551 | 00 | 00 | 00 | 00 | 00 | 72 |
| 430 | 1523 | 111 | 30 | 400 | 20 | 30 | 940 | 5313 | 00 | 00 | 00 | 00 | 00 | 50 |
| 1070 | 3721 | 463 | 152 | 689 | 20 | 00 | 2060 | 29311 | 10 | 90 | 00 | 10 | 00 | 430 |
| 2101 | 10625 | 764 | 530 | 1853 | 181 | 90 | 5132 | 377160 | 40 | 230 | 00 | 10 | 00 | 515 |
| 180 | 783 | 40 | 00 | 130 | 10 | 00 | 260 | 1274 | 00 | 20 | 00 | 00 | 00 | 170 |
| 930 | 5830 | 210 | 130 | 1333 | 120 | 10 | 2200 | 22928 | 20 | 70 | 00 | 10 | 00 | 251 |
| 350 | 1362 | 60 | 22 | 431 | 30 | 60 | 640 | 3423 | 00 | 00 | 00 | 00 | 00 | 122 |
| 480 | 1091 | 90 | 40 | 231 | 20 | 30 | 440 | 402 | 00 | 20 | 00 | 00 | 00 | 120 |
| 450 | 2201 | 50 | 30 | 441 | 50 | 00 | 1760 | 6632 | 00 | 30 | 00 | 00 | 00 | 81 |
| 260 | 610 | 70 | 00 | 30 | 20 | 00 | 360 | 6547 | 00 | 00 | 00 | 00 | 00 | 50 |
| 950 | 2561 | 243 | 70 | 419 | 20 | 10 | 1341 | 48172 | 00 | 00 | 00 | 00 | 00 | 187 |
| 860 | 8992 | 372 | 500 | 23145 | 260 | 140 | 3381 | 45779 | 40 | 100 | 00 | 140 | 00 | 5537 |
| 4360 | 9312 | 901 | 1245 | 26910 | 200 | 10 | 2545 | 26917 | 50 | 30 | 00 | 20 | 00 | 484 |
| 00 | 70 | 00 | 10 | 11 | 00 | 00 | 10 | 02 | 00 | 00 | 00 | 00 | 00 | 00 |
| 841 | 2011 | 150 | 50 | 522 | 01 | 00 | 1110 | 875 | 00 | 50 | 00 | 00 | 00 | 150 |
| 140 | 442 | 42 | 20 | 50 | 00 | 00 | 211 | 169 | 00 | 00 | 00 | 00 | 00 | 30 |
| 581 | 3011 | 220 | 200 | 941 | 80 | 61 | 1400 | 1338 | 00 | 10 | 00 | 00 | 00 | 191 |
| 180 | 631 | 70 | 10 | 81 | 00 | 00 | 100 | 132 | 10 | 10 | 00 | 00 | 00 | 71 |
| 00 | 30 | 00 | 30 | 01 | 00 | 00 | 640 | 200 | 00 | 00 | 00 | 00 | 00 | 32 |
| 880 | 4072 | 00 | 30 | 252 | 00 | 00 | 1111 | 36 | 00 | 00 | 00 | 10 | 00 | 50 |
| 2250 | 23752 | 961 | 607 | 104413 | 670 | 70 | 12131 | 105538 | 40 | 380 | 00 | 210 | 10 | 754 |
| 814 | 4215 | 261 | 130 | 502 | 60 | 10 | 2361 | 6380 | 20 | 50 | 00 | 00 | 00 | 263 |

| COUNTY SHERIFFS & STATE POLICE | POPULATION | INCIDENT RATE PER 100,000 | TOTAL INCIDENTS | Murder and Non-negligent Man-slaughter | Kidnaping/ Abduction | Forcible Rape | Other Forcible Sex Offenses | Robbery | Aggravated Assault | Simple Assault/ Intimidation | Arson | Extortion/ Blackmail |
|---|------------|---------------------------|-----------------|--|----------------------|---------------|-----------------------------|---------|--------------------|------------------------------|---------|----------------------|
| Lunenburg County SO State Police | 9832 | 2217.24 | 218 60 | 1 0 | 0 0 | 1 1 | 2 0 | 0 0 | 6 0 | 46 0 | 0 0 | 0 0 |
| Madison County SO State Police | 13333 | 2655.06 | 354 14 | 1 0 | 3 0 | 4 0 | 5 0 | 3 0 | 4 0 | 133 0 | 1 0 | 0 0 |
| Mathews County SO State Police | 8850 | 2338.98 | 207 33 | 1 0 | 0 0 | 0 0 | 1 0 | 1 0 | 0 0 | 17 0 | 1 1 | 0 0 |
| Mecklenburg County SO State Police | 23310 | 2389.53 | 557 205 | 2 0 | 3 0 | 11 1 | 13 0 | 3 0 | 23 4 | 60 0 | 1 0 | 1 0 |
| Middlesex County SO State Police | 11089 | 2011 | 223 8 | 2 0 | 0 0 | 1 0 | 1 0 | 1 0 | 6 0 | 41 1 | 0 0 | 1 0 |
| Montgomery County SO State Police | 31782 | 3470.51 | 1103 347 | 0 0 | 2 0 | 6 1 | 18 0 | 1 0 | 24 2 | 342 2 | 3 0 | 1 0 |
| Nelson County SO State Police | 15031 | 2860.75 | 430 31 | 0 0 | 3 0 | 3 0 | 6 0 | 2 0 | 10 1 | 67 1 | 1 1 | 0 0 |
| New Kent County SO State Police | 19791 | 2976.1 | 589 40 | 0 0 | 4 0 | 1 0 | 15 0 | 1 0 | 13 11 | 167 2 | 1 0 | 0 0 |
| Northampton County SO State Police | 9641 | 2748.67 | 265 24 | 2 0 | 3 0 | 0 0 | 5 2 | 2 0 | 2 6 | 75 0 | 0 0 | 0 0 |
| Northumberland County SO State Police | 12387 | 2284.65 | 283 5 | 0 0 | 4 0 | 1 0 | 1 0 | 3 0 | 16 0 | 61 4 | 2 0 | 0 0 |
| Nottoway County SO State Police | 9663 | 1531.61 | 148 41 | 0 0 | 0 0 | 0 0 | 5 1 | 1 0 | 2 5 | 23 2 | 0 0 | 0 0 |
| Orange County SO State Police | 27801 | 1758.92 | 489 61 | 0 0 | 0 0 | 3 0 | 8 0 | 3 0 | 2 2 | 73 2 | 2 0 | 0 0 |
| Page County SO State Police | 15179 | 3478.49 | 528 138 | 0 0 | 6 0 | 5 0 | 6 0 | 1 0 | 4 3 | 58 6 | 1 0 | 0 0 |
| Patrick County SO State Police | 18737 | 3084.8 | 578 13 | 0 0 | 0 0 | 2 0 | 9 0 | 3 1 | 14 0 | 124 0 | 2 0 | 0 0 |
| Pittsylvania County SO State Police | 59140 | 2340.2 | 1384 82 | 0 1 | 3 0 | 11 0 | 53 0 | 4 0 | 26 6 | 382 4 | 13 1 | 0 0 |
| Powhatan County SO State Police | 28451 | 1912.05 | 544 10 | 0 0 | 2 0 | 2 0 | 10 0 | 1 0 | 13 0 | 114 0 | 0 0 | 0 0 |
| Prince Edward County SO State Police | 15113 | 1958.57 | 296 152 | 2 0 | 1 0 | 6 0 | 5 0 | 2 0 | 11 0 | 89 0 | 2 0 | 0 0 |
| Pulaski County SO State Police | 23142 | 6550.85 | 1516 49 | 0 0 | 10 0 | 9 0 | 28 0 | 1 0 | 50 0 | 447 2 | 1 0 | 0 0 |
| Rappahannock County SO State Police | 7470 | 1070.95 | 80 24 | 0 0 | 0 0 | 0 0 | 2 0 | 0 0 | 1 1 | 33 1 | 0 0 | 0 0 |
| Richmond County SO State Police | 7684 | 1652.78 | 127 10 | 1 0 | 3 0 | 0 0 | 0 0 | 1 0 | 4 0 | 29 0 | 1 0 | 0 0 |
| Rockbridge County SO State Police | 21202 | 3046.88 | 646 77 | 0 0 | 1 0 | 0 0 | 11 0 | 2 0 | 10 0 | 122 0 | 1 2 | 0 0 |
| Rockingham County SO State Police | 58997 | 1362.78 | 804 206 | 0 0 | 11 0 | 11 0 | 35 0 | 1 0 | 38 0 | 87 1 | 4 0 | 2 0 |
| Russell County SO State Police | 23490 | 3188.59 | 749 18 | 3 0 | 2 0 | 8 0 | 17 1 | 2 0 | 15 1 | 177 0 | 3 0 | 1 0 |
| Scott County SO State Police | 19922 | 3152.29 | 628 24 | 0 0 | 10 0 | 7 1 | 9 4 | 6 0 | 13 0 | 137 2 | 2 1 | 0 0 |

86 ⁰⁻¹¹ For those agencies without full year submission, footnote represents number of months of data submitted.

| Burglary | Larceny | Motor Vehicle Theft | Counterfeiting/ Forgery | Fraud | Embezzlement | Stolen Property | Destruction/ Damage/ Vandalism | Drug/ Narcotic Offenses | Non-forcible Sex Offenses | Pornography | Gambling | Prostitution | Bribery | Weapon Law Violation |
|----------|-----------|---------------------|-------------------------|----------|--------------|-----------------|--------------------------------|-------------------------|---------------------------|-------------|----------|--------------|---------|----------------------|
| 29 0 | 44 2 | 0 1 | 0 2 | 9 5 | 1 0 | 0 0 | 40 0 | 54 50 | 0 0 | 0 0 | 0 0 | 0 0 | 0 0 | 8 0 |
| 18 0 | 96 0 | 4 0 | 3 0 | 9 0 | 1 0 | 0 0 | 55 0 | 34 14 | 1 0 | 2 0 | 0 0 | 0 1 | 0 0 | 8 0 |
| 31 0 | 68 1 | 3 0 | 0 0 | 13 0 | 0 0 | 0 0 | 25 0 | 49 31 | 0 0 | 0 0 | 0 0 | 0 0 | 0 0 | 4 0 |
| 116 0 | 170 5 | 11 1 | 14 0 | 54 5 | 1 0 | 0 0 | 70 1 | 38 191 | 0 0 | 2 0 | 0 0 | 0 0 | 0 0 | 10 3 |
| 20 1 | 84 1 | 3 0 | 3 0 | 11 1 | 1 0 | 2 0 | 35 0 | 19 4 | 0 0 | 1 0 | 0 0 | 0 1 | 0 0 | 3 0 |
| 86 0 | 268 2 | 22 0 | 11 2 | 79 9 | 2 0 | 6 0 | 178 1 | 227 327 | 1 0 | 10 0 | 0 0 | 4 0 | 0 0 | 32 3 |
| 41 0 | 137 4 | 15 1 | 4 0 | 45 1 | 0 2 | 1 0 | 65 1 | 60 18 | 0 0 | 0 0 | 0 0 | 0 0 | 0 0 | 9 1 |
| 48 0 | 141 3 | 6 0 | 5 0 | 74 3 | 2 0 | 7 0 | 137 0 | 75 37 | 1 0 | 2 0 | 0 0 | 0 0 | 0 0 | 15 4 |
| 46 0 | 87 0 | 10 1 | 5 1 | 9 1 | 2 1 | 4 0 | 27 2 | 3 21 | 0 0 | 0 0 | 0 0 | 0 0 | 0 0 | 6 1 |
| 32 0 | 75 1 | 6 0 | 8 0 | 28 1 | 0 0 | 0 0 | 55 1 | 16 0 | 0 0 | 0 0 | 0 0 | 0 0 | 0 0 | 6 0 |
| 11 1 | 52 3 | 5 2 | 3 2 | 4 4 | 0 0 | 0 0 | 26 1 | 17 24 | 0 0 | 0 0 | 0 0 | 0 0 | 0 0 | 8 0 |
| 33 0 | 230 1 | 13 0 | 3 0 | 16 4 | 1 0 | 1 0 | 87 0 | 69 57 | 0 0 | 8 0 | 0 0 | 0 0 | 0 0 | 5 3 |
| 56 0 | 150 22 | 13 0 | 2 1 | 17 3 | 3 0 | 0 0 | 66 2 | 211 113 | 1 0 | 6 0 | 0 0 | 1 0 | 0 0 | 6 3 |
| 92 0 | 190 3 | 20 0 | 8 0 | 53 3 | 3 0 | 3 0 | 65 0 | 48 4 | 0 0 | 0 0 | 0 0 | 0 0 | 0 0 | 16 2 |
| 197 0 | 306 16 | 21 14 | 15 1 | 97 11 | 6 0 | 1 1 | 159 4 | 190 31 | 0 0 | 14 0 | 0 0 | 0 0 | 0 0 | 43 1 |
| 47 0 | 176 1 | 10 0 | 4 0 | 30 1 | 5 0 | 0 1 | 100 0 | 76 5 | 0 0 | 1 0 | 0 0 | 0 0 | 0 0 | 16 3 |
| 40 0 | 86 0 | 9 0 | 3 0 | 11 2 | 1 0 | 1 0 | 40 0 | 10 150 | 2 0 | 1 0 | 0 0 | 0 0 | 0 0 | 11 0 |
| 64 0 | 481 6 | 10 1 | 53 0 | 193 0 | 17 0 | 4 0 | 161 2 | 200 39 | 0 0 | 3 0 | 0 0 | 0 0 | 0 0 | 17 2 |
| 0 0 | 0 1 | 0 0 | 0 0 | 0 0 | 0 0 | 0 0 | 15 0 | 34 22 | 1 0 | 0 0 | 0 0 | 0 0 | 0 0 | 6 0 |
| 17 0 | 36 0 | 7 0 | 0 6 | 5 0 | 1 0 | 3 0 | 23 0 | 5 4 | 1 0 | 0 0 | 0 0 | 0 0 | 0 0 | 1 0 |
| 59 0 | 196 3 | 9 0 | 12 0 | 55 5 | 5 0 | 2 0 | 76 0 | 191 71 | 0 0 | 4 0 | 0 0 | 0 0 | 0 0 | 13 1 |
| 123 1 | 255 13 | 8 10 | 25 1 | 44 6 | 4 0 | 2 1 | 189 4 | 90 174 | 0 0 | 10 0 | 1 0 | 0 0 | 0 0 | 20 8 |
| 94 0 | 195 3 | 6 0 | 18 0 | 42 11 | 2 0 | 1 0 | 80 0 | 130 1 | 2 0 | 8 0 | 0 0 | 0 0 | 0 0 | 16 0 |
| 73 0 | 202 1 | 16 0 | 12 0 | 33 7 | 1 1 | 3 0 | 118 2 | 88 5 | 0 0 | 1 0 | 0 0 | 0 0 | 0 0 | 17 0 |

| COUNTY SHERIFFS & STATE POLICE | POPULATION | INCIDENT RATE PER 100,000 | TOTAL INCIDENTS | Murder and Non- negligent Man- slaughter | Kidnaping/ Abduction | Forcible Rape | Other Forcible Sex Offenses | Robbery | Aggravated Assault | Simple Assault/ Intimida- tion | Arson | Extortion/ Blackmail |
|---|------------|---------------------------------|--------------------|--|-------------------------|------------------|--------------------------------------|----------|-----------------------|---|---------|-------------------------|
| Shenandoah Couty SO State Police | 25982 | 3202.21 | 832 236 | 1 0 | 2 0 | 6 0 | 27 0 | 4 0 | 17 1 | 255 2 | 1 0 | 0 0 |
| Smyth County SO State Police | 22307 | 2837.67 | 633 44 | 0 0 | 1 0 | 3 0 | 8 0 | 0 0 | 14 2 | 147 2 | 3 0 | 1 0 |
| Southampton County SO State Police | 18316 | 4602.53 | 843 16 | 0 0 | 8 0 | 3 0 | 10 0 | 2 0 | 15 0 | 279 0 | 1 0 | 1 0 |
| Spotsylvania County SO State Police | 125555 | 4105.77 | 5155 33 | 5 0 | 24 0 | 30 0 | 82 0 | 49 0 | 155 0 | 925 1 | 2 0 | 1 0 |
| Stafford County SO State Police | 135141 | 3986.2 | 5387 39 | 4 0 | 19 0 | 24 0 | 80 0 | 28 0 | 106 0 | 1071 0 | 9 0 | 1 0 |
| Surry County SO State Police | 6977 | 2063.92 | 144 1 | 2 0 | 1 0 | 1 0 | 5 0 | 2 0 | 3 0 | 39 0 | 0 0 | 0 0 |
| Sussex County SO State Police | 10038 | 2570.23 | 258 21 | 0 0 | 0 0 | 3 0 | 6 1 | 4 0 | 2 1 | 52 0 | 0 0 | 0 0 |
| Tazewell County SO State Police | 27562 | 4622.3 | 1274 33 | 0 0 | 4 0 | 6 0 | 10 0 | 0 0 | 18 0 | 264 2 | 4 2 | 0 0 |
| Warren County SO State Police | 23721 | 2714.89 | 644 337 | 0 0 | 3 0 | 6 0 | 8 0 | 5 0 | 4 0 | 66 3 | 2 0 | 0 0 |
| Washington County SO State Police | 44748 | 3906.31 | 1748 24 | 2 0 | 12 0 | 12 0 | 29 3 | 3 0 | 24 0 | 278 0 | 4 0 | 0 0 |
| Westmoreland County SO State Police | 14106 | 3041.25 | 429 13 | 0 0 | 3 0 | 3 0 | 1 0 | 3 0 | 17 | 100 0 | 2 1 | 2 0 |
| Wise County SO State Police | 25567 | 4349.35 | 1112 34 | 0 0 | 10 0 | 5 0 | 20 0 | 6 0 | 19 2 | 359 0 | 4 0 | 0 1 |
| Wythe County SO State Police | 19709 | 2318.73 | 457 78 | 0 0 | 1 1 | 3 0 | 4 0 | 4 0 | 17 1 | 68 1 | 1 0 | 0 0 |
| York County SO State Police | 66955 | 3954.89 | 2648 32 | 1 0 | 7 0 | 3 0 | 22 0 | 11 0 | 44 0 | 501 0 | 9 0 | 1 0 |
| COUNTY POLICE & STATE POLICE | | | | | | | | | | | | |
| Albemarle County PD State Police | 102731 | 3662.96 | 3763 35 | 1 0 | 14 0 | 26 0 | 52 0 | 24 0 | 58 0 | 1006 0 | 6 0 | 6 0 |
| Arlington County PD State Police | 227146 | 3543.53 | 8049 13 | 0 0 | 37 0 | 26 0 | 75 0 | 126 0 | 198 0 | 910 1 | 3 0 | 10 0 |
| Chesterfield County PD State Police | 326950 | 4962.53 | 16225 185 | 9 1 | 71 1 | 52 0 | 200 0 | 145 2 | 174 12 | 5235 16 | 51 0 | 4 0 |
| Fairfax County PD State Police | 1076441 | 3243.46 | 34914 329 | 12 0 | 133 0 | 106 0 | 231 1 | 412 0 | 412 12 | 7002 17 | 32 0 | 15 1 |
| Henrico County PD State Police | 316973 | 4811.45 | 15251 126 | 13 1 | 56 0 | 23 0 | 25 0 | 200 0 | 350 4 | 2685 6 | 30 0 | 2 0 |
| James City County PD State Police | 70231 | 3138.21 | 2204 11 | 1 0 | 10 0 | 14 0 | 29 0 | 9 0 | 29 0 | 697 0 | 8 0 | 1 0 |
| Prince George County PD State Police | 35986 | 2984.49 | 1074 13 | 0 0 | 1 0 | 3 0 | 12 0 | 9 0 | 26 0 | 252 0 | 2 0 | 0 0 |
| Prince William County PD State Police | 422716 | 3686.63 | 15584 199 | 6 0 | 87 0 | 43 0 | 152 0 | 244 0 | 370 21 | 3298 10 | 13 0 | 12 0 |
| Roanoke County PD State Police | 84611 | 3588.18 | 3036 51 | 0 0 | 15 0 | 16 1 | 36 0 | 9 0 | 77 2 | 935 2 | 3 1 | 1 0 |

| Burglary | Larceny | Motor Vehicle Theft | Counterfeiting/ Forgery | Fraud | Embezzlement | Stolen Property | Destruction/ Damage/ Vandalism | Drug/ Narcotic Offenses | Non-forcible Sex Offenses | Pornography | Gambling | Prostitution | Bribery | Weapon Law Violation |
|----------|---------|---------------------|-------------------------|--------|--------------|-----------------|--------------------------------|-------------------------|---------------------------|-------------|----------|--------------|---------|----------------------|
| 760 | 1752 | 52 | 60 | 694 | 20 | 10 | 2082 | 116221 | 00 | 90 | 00 | 00 | 00 | 172 |
| 502 | 2439 | 51 | 21 | 1612 | 10 | 30 | 881 | 5714 | 00 | 70 | 00 | 00 | 01 | 174 |
| 1150 | 1800 | 160 | 111 | 302 | 20 | 20 | 1732 | 8811 | 30 | 00 | 00 | 00 | 00 | 140 |
| 2670 | 18991 | 750 | 1050 | 6795 | 361 | 320 | 6730 | 77726 | 40 | 70 | 00 | 40 | 00 | 1070 |
| 1790 | 18441 | 751 | 1140 | 6923 | 470 | 540 | 11010 | 76537 | 10 | 320 | 00 | 570 | 00 | 1072 |
| 370 | 350 | 10 | 20 | 80 | 10 | 00 | 140 | 61 | 00 | 00 | 00 | 00 | 00 | 60 |
| 250 | 694 | 120 | 71 | 61 | 00 | 31 | 391 | 5114 | 00 | 00 | 00 | 00 | 00 | 90 |
| 1030 | 41211 | 191 | 246 | 3611 | 50 | 80 | 1271 | 3412 | 00 | 340 | 00 | 10 | 10 | 210 |
| 620 | 2362 | 240 | 20 | 384 | 40 | 00 | 1181 | 110333 | 10 | 30 | 00 | 00 | 00 | 186 |
| 1432 | 6932 | 170 | 550 | 2397 | 130 | 50 | 1990 | 15112 | 00 | 110 | 00 | 00 | 00 | 301 |
| 361 | 1203 | 122 | 80 | 220 | 10 | 10 | 810 | 817 | 10 | 00 | 00 | 00 | 00 | 190 |
| 1101 | 3884 | 364 | 140 | 374 | 10 | 51 | 2161 | 6221 | 01 | 40 | 00 | 00 | 00 | 331 |
| 140 | 11610 | 71 | 62 | 175 | 10 | 40 | 291 | 20958 | 00 | 00 | 00 | 20 | 00 | 223 |
| 1520 | 10812 | 330 | 630 | 2351 | 550 | 140 | 4211 | 22528 | 20 | 170 | 00 | 00 | 00 | 261 |
| 2110 | 14262 | 450 | 382 | 3887 | 320 | 120 | 7701 | 37223 | 70 | 280 | 10 | 100 | 00 | 621 |
| 2380 | 34861 | 1570 | 1711 | 12003 | 890 | 390 | 9940 | 10277 | 00 | 90 | 00 | 310 | 00 | 561 |
| 12360 | 48535 | 2361 | 1974 | 166441 | 1340 | 1461 | 27413 | 2341103 | 50 | 551 | 00 | 460 | 20 | 41910 |
| 10710 | 1351011 | 7532 | 4079 | 291148 | 2780 | 553 | 61573 | 4889231 | 90 | 1353 | 150 | 1151 | 20 | 4267 |
| 11020 | 63677 | 3632 | 2302 | 124627 | 1180 | 642 | 23422 | 158177 | 30 | 80 | 10 | 1760 | 10 | 21827 |
| 1280 | 7550 | 320 | 470 | 2382 | 310 | 90 | 3510 | 1747 | 01 | 70 | 00 | 00 | 00 | 462 |
| 730 | 2902 | 111 | 140 | 550 | 80 | 51 | 1901 | 2329 | 00 | 30 | 00 | 130 | 00 | 320 |
| 7061 | 55426 | 3142 | 2362 | 128343 | 1130 | 1050 | 18545 | 2275121 | 90 | 680 | 10 | 190 | 10 | 27222 |
| 2341 | 10333 | 331 | 495 | 34510 | 110 | 60 | 3460 | 50828 | 10 | 160 | 00 | 10 | 00 | 650 |

| TOWNS | POPULATION | INCIDENT RATE PER 100,000 | TOTAL INCIDENTS | Murder and Non-negligent Man-slaughter | Kidnaping/Abduction | Forcible Rape | Other Forcible Sex Offenses | Robbery | Aggravated Assault | Simple Assault/Intimidation | Arson | Extortion/Blackmail |
|-----------------------------|------------|---------------------------|-----------------|--|---------------------|---------------|-----------------------------|---------|--------------------|-----------------------------|-------|---------------------|
| Abingdon PD | 8188 | 5935.51 | 486 | 0 | 0 | 4 | 1 | 1 | 6 | 63 | 4 | 0 |
| Altavista PD | 3478 | 3277.74 | 114 | 0 | 0 | 0 | 1 | 2 | 6 | 37 | 0 | 0 |
| Amherst PD | 2225 | 2786.51 | 62 | 0 | 0 | 2 | 0 | 0 | 0 | 4 | 0 | 0 |
| Appalachia PD | 1734 | 8246.82 | 143 | 0 | 1 | 2 | 0 | 2 | 8 | 40 | 0 | 0 |
| Ashland PD | 7289 | 8725.47 | 636 | 0 | 3 | 0 | 2 | 8 | 17 | 155 | 1 | 0 |
| Berryville PD | 4265 | 3540.44 | 151 | 0 | 0 | 0 | 4 | 1 | 2 | 13 | 0 | 0 |
| Big Stone Gap PD | 5580 | 7240.14 | 404 | 0 | 1 | 4 | 4 | 0 | 13 | 95 | 2 | 1 |
| Blacksburg PD | 42627 | 3084.89 | 1315 | 0 | 1 | 6 | 10 | 4 | 20 | 284 | 8 | 2 |
| Blackstone PD | 3584 | 8537.94 | 306 | 0 | 2 | 1 | 0 | 6 | 7 | 49 | 1 | 0 |
| Bloxom PD | 389 | 257.06 | 1 | 0 | 0 | 0 | 0 | 0 | 0 | 0 | 0 | 0 |
| Bluefield PD ⁴ | 5365 | 3131.4 | 168 | 0 | 0 | 0 | 1 | 1 | 2 | 14 | 1 | 0 |
| Bowling Green PD | 1126 | | 0 | 0 | 0 | 0 | 0 | 0 | 0 | 0 | 0 | 0 |
| Boykins PD | 556 | 4856.11 | 27 | 0 | 0 | 0 | 0 | 0 | 0 | 5 | 0 | 0 |
| Bridgewater PD | 5774 | 1524.07 | 88 | 0 | 0 | 1 | 0 | 0 | 3 | 4 | 0 | 0 |
| Broadway PD | 3748 | 400.21 | 15 | 0 | 0 | 0 | 0 | 0 | 0 | 4 | 0 | 0 |
| Brookneal PD | 1119 | 2234.13 | 25 | 0 | 1 | 0 | 0 | 0 | 1 | 3 | 0 | 0 |
| Burkeville PD | 426 | 4225.35 | 18 | 0 | 0 | 0 | 0 | 0 | 1 | 8 | 0 | 0 |
| Cape Charles PD | 999 | 2902.9 | 29 | 0 | 0 | 0 | 0 | 0 | 0 | 2 | 1 | 0 |
| Cedar Bluff PD ⁴ | 1114 | 89.76 | 1 | 0 | 0 | 0 | 0 | 0 | 0 | 0 | 0 | 0 |
| Chase City PD | 2333 | 5357.9 | 125 | 0 | 0 | 1 | 1 | 2 | 6 | 11 | 0 | 0 |
| Chatham PD | 1491 | 938.96 | 14 | 0 | 0 | 0 | 0 | 0 | 0 | 0 | 0 | 0 |
| Chilhowie PD | 1757 | 3187.25 | 56 | 0 | 0 | 0 | 0 | 0 | 0 | 7 | 0 | 0 |
| Chincoteague PD | 2947 | 3732.6 | 110 | 0 | 0 | 0 | 0 | 0 | 2 | 26 | 1 | 0 |
| Christiansburg PD | 21458 | 6212.13 | 1333 | 1 | 2 | 7 | 19 | 3 | 13 | 391 | 2 | 0 |
| Clarksville PD | 1131 | 4420.86 | 50 | 0 | 3 | 0 | 0 | 0 | 3 | 3 | 0 | 0 |
| Clifton Forge PD | 3876 | 3431.37 | 133 | 0 | 1 | 2 | 5 | 0 | 6 | 26 | 0 | 0 |
| Clintwood PD | 1383 | 3398.4 | 47 | 0 | 0 | 0 | 0 | 0 | 2 | 7 | 0 | 0 |
| Coeburn PD | 2123 | 9656.14 | 205 | 0 | 1 | 0 | 0 | 0 | 3 | 40 | 1 | 0 |
| Colonial Beach PD | 3550 | 4647.88 | 165 | 0 | 0 | 0 | 5 | 1 | 4 | 25 | 0 | 0 |
| Crewe PD | 2302 | 5951.34 | 137 | 0 | 0 | 0 | 1 | 0 | 3 | 22 | 0 | 0 |
| Culpeper PD | 16633 | 8380.92 | 1394 | 0 | 7 | 4 | 10 | 10 | 24 | 392 | 0 | 0 |
| Damascus PD | 815 | 10920.24 | 89 | 0 | 0 | 1 | 0 | 0 | 1 | 7 | 0 | 0 |
| Dayton PD | 1551 | 1934.23 | 30 | 0 | 0 | 0 | 0 | 0 | 0 | 1 | 0 | 0 |
| Dublin PD | 2516 | 3616.85 | 91 | 0 | 0 | 1 | 2 | 0 | 0 | 15 | 0 | 0 |
| Dumfries PD | 5144 | 3985.22 | 205 | 0 | 0 | 0 | 0 | 0 | 0 | 38 | 0 | 0 |
| Edinburg PD | 1054 | 2751.42 | 29 | 0 | 0 | 0 | 1 | 0 | 0 | 3 | 0 | 0 |
| Elkton PD | 2764 | 2894.35 | 80 | 0 | 0 | 0 | 0 | 0 | 0 | 8 | 0 | 0 |
| Exmore PD | 1449 | 5314 | 77 | 0 | 0 | 1 | 0 | 0 | 7 | 15 | 1 | 0 |

⁰⁻¹¹ For those agencies without full year submission, footnote represents number of months of data submitted.

| Burglary | Larceny | Motor Vehicle Theft | Counterfeiting/ Forgery | Fraud | Embezzlement | Stolen Property | Destruction/ Damage/ Vandalism | Drug/ Narcotic Offenses | Non-forcible Sex Offenses | Pornography | Gambling | Prostitution | Bribery | Weapon Law Violation |
|----------|---------|---------------------|-------------------------|-------|--------------|-----------------|--------------------------------|-------------------------|---------------------------|-------------|----------|--------------|---------|----------------------|
| 20 | 215 | 12 | 9 | 22 | 9 | 1 | 70 | 78 | 0 | 1 | 0 | 1 | 0 | 9 |
| 4 | 53 | 0 | 2 | 3 | 2 | 0 | 12 | 2 | 0 | 0 | 0 | 0 | 0 | 1 |
| 6 | 18 | 2 | 4 | 4 | 0 | 0 | 16 | 19 | 0 | 0 | 0 | 0 | 0 | 1 |
| 25 | 53 | 1 | 1 | 4 | 1 | 0 | 28 | 4 | 0 | 0 | 0 | 0 | 0 | 0 |
| 14 | 222 | 11 | 16 | 36 | 9 | 3 | 110 | 216 | 0 | 0 | 0 | 2 | 0 | 16 |
| 7 | 72 | 1 | 0 | 2 | 0 | 0 | 35 | 23 | 0 | 0 | 0 | 0 | 0 | 1 |
| 21 | 195 | 6 | 18 | 13 | 1 | 1 | 61 | 23 | 0 | 0 | 0 | 0 | 0 | 4 |
| 93 | 424 | 16 | 14 | 89 | 7 | 1 | 362 | 127 | 1 | 4 | 0 | 0 | 0 | 13 |
| 16 | 116 | 1 | 15 | 20 | 4 | 1 | 37 | 65 | 0 | 0 | 0 | 0 | 0 | 5 |
| 1 | 0 | 0 | 0 | 0 | 0 | 0 | 0 | 0 | 0 | 0 | 0 | 0 | 0 | 0 |
| 10 | 100 | 0 | 12 | 7 | 2 | 1 | 10 | 36 | 0 | 0 | 0 | 0 | 0 | 4 |
| 0 | 0 | 0 | 0 | 0 | 0 | 0 | 0 | 0 | 0 | 0 | 0 | 0 | 0 | 0 |
| 1 | 8 | 1 | 1 | 3 | 0 | 0 | 8 | 0 | 0 | 1 | 0 | 0 | 0 | 1 |
| 10 | 38 | 1 | 0 | 5 | 0 | 0 | 15 | 15 | 0 | 0 | 0 | 0 | 0 | 0 |
| 4 | 5 | 0 | 0 | 0 | 0 | 0 | 3 | 0 | 0 | 0 | 0 | 0 | 0 | 1 |
| 2 | 12 | 0 | 1 | 2 | 0 | 0 | 3 | 1 | 0 | 0 | 0 | 0 | 0 | 0 |
| 0 | 8 | 1 | 0 | 0 | 0 | 0 | 1 | 0 | 0 | 0 | 0 | 0 | 0 | 0 |
| 2 | 11 | 1 | 0 | 1 | 0 | 0 | 8 | 1 | 0 | 0 | 0 | 0 | 0 | 3 |
| 0 | 1 | 0 | 0 | 0 | 0 | 0 | 0 | 0 | 0 | 0 | 0 | 0 | 0 | 0 |
| 7 | 55 | 0 | 1 | 7 | 0 | 1 | 30 | 8 | 0 | 0 | 0 | 0 | 0 | 3 |
| 0 | 10 | 0 | 0 | 1 | 0 | 0 | 3 | 0 | 0 | 0 | 0 | 0 | 0 | 0 |
| 4 | 33 | 2 | 1 | 2 | 1 | 3 | 6 | 12 | 0 | 0 | 0 | 0 | 0 | 3 |
| 9 | 38 | 1 | 0 | 2 | 1 | 0 | 21 | 20 | 0 | 0 | 0 | 0 | 0 | 0 |
| 53 | 480 | 15 | 23 | 128 | 19 | 5 | 129 | 244 | 1 | 6 | 0 | 0 | 0 | 17 |
| 2 | 19 | 3 | 1 | 2 | 0 | 1 | 16 | 5 | 0 | 0 | 0 | 0 | 0 | 2 |
| 9 | 38 | 4 | 2 | 5 | 0 | 0 | 44 | 6 | 0 | 0 | 0 | 0 | 0 | 0 |
| 3 | 21 | 1 | 0 | 6 | 2 | 1 | 4 | 5 | 0 | 0 | 0 | 0 | 0 | 1 |
| 24 | 82 | 3 | 6 | 4 | 0 | 0 | 25 | 52 | 0 | 0 | 0 | 0 | 0 | 4 |
| 21 | 57 | 11 | 0 | 2 | 0 | 0 | 35 | 15 | 0 | 0 | 0 | 0 | 0 | 4 |
| 19 | 45 | 2 | 2 | 7 | 1 | 2 | 27 | 21 | 0 | 1 | 0 | 0 | 0 | 4 |
| 29 | 501 | 21 | 14 | 110 | 26 | 2 | 194 | 242 | 2 | 3 | 0 | 0 | 0 | 9 |
| 3 | 20 | 0 | 1 | 7 | 0 | 3 | 5 | 55 | 0 | 0 | 0 | 0 | 0 | 2 |
| 3 | 9 | 0 | 0 | 6 | 1 | 0 | 7 | 5 | 0 | 0 | 0 | 0 | 0 | 0 |
| 5 | 41 | 6 | 1 | 3 | 1 | 0 | 14 | 12 | 0 | 0 | 0 | 0 | 0 | 3 |
| 21 | 86 | 10 | 4 | 3 | 1 | 0 | 26 | 32 | 0 | 0 | 0 | 0 | 0 | 3 |
| 3 | 16 | 0 | 2 | 1 | 0 | 0 | 6 | 0 | 0 | 0 | 0 | 0 | 0 | 0 |
| 4 | 25 | 3 | 1 | 2 | 1 | 1 | 20 | 31 | 0 | 0 | 0 | 0 | 0 | 1 |
| 11 | 24 | 2 | 1 | 2 | 1 | 0 | 7 | 11 | 1 | 1 | 0 | 0 | 0 | 3 |

| TOWNS | POPULATION | INCIDENT RATE PER 100,000 | TOTAL INCIDENTS | Murder and Non-negligent Man-slaughter | Kidnaping/Abduction | Forcible Rape | Other Forcible Sex Offenses | Robbery | Aggravated Assault | Simple Assault/Intimidation | Arson | Extortion/Blackmail |
|------------------------------|------------|---------------------------|-----------------|--|---------------------|---------------|-----------------------------|---------|--------------------|-----------------------------|-------|---------------------|
| Farmville PD | 8161 | 7131.47 | 582 | 0 | 1 | 1 | 0 | 6 | 8 | 100 | 1 | 0 |
| Front Royal PD | 14666 | 8284.46 | 1215 | 0 | 2 | 4 | 22 | 7 | 4 | 282 | 0 | 0 |
| Gate City PD | 2008 | 5527.88 | 111 | 0 | 1 | 1 | 0 | 1 | 2 | 9 | 0 | 0 |
| Glade Spring PD ⁰ | 1456 | | 0 | 0 | 0 | 0 | 0 | 0 | 0 | 0 | 0 | 0 |
| Glasgow PD ¹⁰ | 1136 | 1232.39 | 14 | 0 | 0 | 0 | 0 | 0 | 1 | 2 | 0 | 0 |
| Glen Lyn PD | 113 | 16814.15 | 19 | 0 | 0 | 0 | 0 | 0 | 1 | 3 | 0 | 0 |
| Gordonsville PD | 1529 | 2943.1 | 45 | 0 | 0 | 0 | 0 | 1 | 0 | 9 | 0 | 0 |
| Gretna PD | 1250 | 2000 | 25 | 0 | 2 | 0 | 0 | 0 | 1 | 3 | 1 | 0 |
| Grottoes PD | 2710 | 1697.41 | 46 | 0 | 0 | 0 | 0 | 0 | 0 | 6 | 0 | 0 |
| Grundy PD | 1010 | 1089.1 | 11 | 0 | 0 | 0 | 0 | 0 | 0 | 0 | 0 | 0 |
| Halifax PD | 1296 | 1466.04 | 19 | 0 | 0 | 0 | 0 | 0 | 1 | 0 | 0 | 0 |
| Haymarket PD | 1909 | 3404.92 | 65 | 0 | 0 | 0 | 1 | 0 | 0 | 6 | 0 | 1 |
| Haysi PD | 491 | 2647.65 | 13 | 0 | 0 | 0 | 0 | 0 | 0 | 2 | 0 | 0 |
| Herndon PD | 24268 | 4075.32 | 989 | 0 | 7 | 5 | 7 | 18 | 25 | 208 | 0 | 1 |
| Hillsville PD | 2709 | 6792.17 | 184 | 0 | 2 | 3 | 1 | 2 | 5 | 28 | 0 | 0 |
| Honaker PD | 1423 | 1335.2 | 19 | 0 | 0 | 0 | 0 | 0 | 4 | 11 | 0 | 0 |
| Hurt PD | 1286 | 1399.68 | 18 | 0 | 0 | 0 | 0 | 0 | 0 | 7 | 0 | 0 |
| Independence PD | 929 | 1937.56 | 18 | 0 | 0 | 0 | 0 | 1 | 0 | 1 | 0 | 0 |
| Jonesville PD | 1030 | 3300.97 | 34 | 0 | 0 | 0 | 0 | 0 | 0 | 13 | 0 | 0 |
| Kenbridge PD | 1237 | 2182.7 | 27 | 0 | 0 | 1 | 1 | 0 | 5 | 4 | 0 | 0 |
| Kilmarnock PD | 1469 | 4901.29 | 72 | 0 | 0 | 0 | 2 | 1 | 0 | 7 | 0 | 0 |
| LaCrosse PD | 601 | 998.33 | 6 | 0 | 0 | 0 | 0 | 0 | 0 | 2 | 0 | 0 |
| Lawrenceville PD | 1301 | 3689.46 | 48 | 0 | 2 | 0 | 2 | 0 | 0 | 3 | 0 | 0 |
| Lebanon PD | 3398 | 5738.66 | 195 | 0 | 1 | 0 | 3 | 0 | 2 | 17 | 0 | 0 |
| Leesburg PD | 45936 | 4911.18 | 2256 | 1 | 9 | 11 | 23 | 7 | 48 | 470 | 4 | 3 |
| Louisa PD | 1568 | 5676.02 | 89 | 0 | 0 | 0 | 1 | 1 | 1 | 14 | 0 | 0 |
| Luray PD | 4869 | 4538.91 | 221 | 0 | 0 | 2 | 2 | 1 | 0 | 34 | 0 | 0 |
| Marion PD | 5869 | 8434.14 | 495 | 0 | 5 | 4 | 16 | 4 | 17 | 89 | 0 | 0 |
| Middleburg PD | 724 | 3176.79 | 23 | 0 | 0 | 0 | 0 | 0 | 0 | 5 | 0 | 0 |
| Middletown PD | 1297 | 3084.04 | 40 | 0 | 0 | 1 | 1 | 0 | 3 | 6 | 2 | 0 |
| Mt. Jackson PD | 2017 | 3222.6 | 65 | 0 | 0 | 1 | 2 | 0 | 1 | 7 | 0 | 0 |
| Narrows PD | 1989 | 1357.46 | 27 | 0 | 2 | 2 | 3 | 0 | 2 | 5 | 0 | 0 |
| New Market PD | 2176 | 2159.92 | 47 | 0 | 0 | 0 | 0 | 0 | 0 | 7 | 0 | 0 |
| Occoquan PD | 976 | | 0 | 0 | 0 | 0 | 0 | 0 | 0 | 0 | 0 | 0 |
| Onancock PD | 1263 | 4908.94 | 62 | 0 | 0 | 0 | 2 | 0 | 0 | 22 | 0 | 0 |
| Onley PD | 518 | 2123.55 | 11 | 0 | 0 | 0 | 0 | 0 | 0 | 0 | 0 | 0 |
| Orange PD | 4813 | 5568.25 | 268 | 0 | 1 | 1 | 4 | 1 | 4 | 44 | 0 | 0 |
| Parksley PD ⁶ | 847 | 1889.02 | 16 | 0 | 0 | 0 | 1 | 0 | 0 | 5 | 1 | 0 |

92 ⁰⁻¹¹ For those agencies without full year submission, footnote represents number of months of data submitted.

| Burglary | Larceny | Motor Vehicle Theft | Counterfeiting/ Forgery | Fraud | Embezzlement | Stolen Property | Destruction/ Damage/ Vandalism | Drug/ Narcotic Offenses | Non-forcible Sex Offenses | Pornography | Gambling | Prostitution | Bribery | Weapon Law Violation |
|----------|---------|---------------------|-------------------------|-------|--------------|-----------------|--------------------------------|-------------------------|---------------------------|-------------|----------|--------------|---------|----------------------|
| 15 | 263 | 3 | 7 | 25 | 7 | 2 | 113 | 50 | 0 | 0 | 0 | 0 | 0 | 13 |
| 40 | 445 | 25 | 22 | 85 | 3 | 5 | 260 | 98 | 0 | 2 | 0 | 0 | 0 | 22 |
| 8 | 30 | 2 | 1 | 3 | 0 | 0 | 20 | 49 | 0 | 0 | 0 | 0 | 0 | 8 |
| 0 | 0 | 0 | 0 | 0 | 0 | 0 | 0 | 0 | 0 | 0 | 0 | 0 | 0 | 0 |
| 1 | 7 | 0 | 0 | 1 | 0 | 0 | 2 | 0 | 0 | 0 | 0 | 0 | 0 | 0 |
| 2 | 9 | 1 | 1 | 0 | 1 | 0 | 4 | 1 | 0 | 0 | 0 | 0 | 0 | 0 |
| 0 | 18 | 1 | 2 | 3 | 1 | 1 | 8 | 5 | 0 | 0 | 0 | 0 | 0 | 1 |
| 5 | 4 | 1 | 1 | 1 | 0 | 0 | 2 | 6 | 0 | 0 | 0 | 0 | 0 | 0 |
| 3 | 20 | 0 | 2 | 2 | 0 | 0 | 10 | 5 | 0 | 0 | 0 | 0 | 0 | 1 |
| 0 | 8 | 1 | 0 | 0 | 0 | 0 | 2 | 0 | 0 | 0 | 0 | 0 | 0 | 0 |
| 0 | 4 | 0 | 0 | 0 | 0 | 0 | 0 | 12 | 0 | 0 | 0 | 0 | 0 | 2 |
| 0 | 23 | 0 | 2 | 3 | 0 | 2 | 10 | 28 | 0 | 0 | 0 | 0 | 0 | 1 |
| 1 | 9 | 0 | 0 | 3 | 0 | 0 | 0 | 0 | 0 | 0 | 0 | 0 | 0 | 0 |
| 27 | 332 | 8 | 12 | 66 | 6 | 0 | 169 | 126 | 2 | 8 | 1 | 2 | 0 | 7 |
| 6 | 70 | 7 | 9 | 6 | 0 | 0 | 35 | 23 | 0 | 0 | 0 | 0 | 0 | 2 |
| 0 | 2 | 0 | 0 | 0 | 0 | 1 | 0 | 2 | 0 | 0 | 0 | 0 | 0 | 0 |
| 0 | 2 | 0 | 0 | 0 | 0 | 0 | 4 | 6 | 0 | 0 | 0 | 0 | 0 | 1 |
| 0 | 5 | 0 | 3 | 2 | 1 | 0 | 5 | 1 | 0 | 0 | 0 | 0 | 0 | 0 |
| 0 | 13 | 0 | 0 | 1 | 0 | 0 | 7 | 1 | 0 | 0 | 0 | 0 | 0 | 0 |
| 4 | 9 | 0 | 0 | 1 | 0 | 0 | 0 | 2 | 0 | 0 | 0 | 0 | 0 | 1 |
| 2 | 34 | 0 | 4 | 4 | 4 | 1 | 16 | 0 | 0 | 0 | 0 | 0 | 0 | 2 |
| 1 | 1 | 0 | 0 | 0 | 0 | 0 | 1 | 1 | 0 | 0 | 0 | 0 | 0 | 0 |
| 8 | 19 | 2 | 1 | 3 | 1 | 0 | 9 | 4 | 0 | 0 | 0 | 0 | 1 | 2 |
| 11 | 105 | 4 | 4 | 21 | 3 | 0 | 23 | 17 | 0 | 0 | 0 | 0 | 0 | 1 |
| 48 | 821 | 14 | 22 | 332 | 24 | 6 | 268 | 503 | 2 | 10 | 0 | 1 | 0 | 32 |
| 5 | 48 | 1 | 2 | 5 | 2 | 0 | 18 | 2 | 0 | 0 | 0 | 0 | 0 | 1 |
| 15 | 86 | 5 | 6 | 20 | 0 | 0 | 41 | 18 | 0 | 0 | 0 | 0 | 0 | 0 |
| 20 | 181 | 7 | 7 | 34 | 4 | 6 | 70 | 100 | 0 | 2 | 0 | 0 | 0 | 7 |
| 2 | 8 | 0 | 0 | 0 | 0 | 0 | 9 | 1 | 0 | 0 | 0 | 0 | 0 | 0 |
| 5 | 10 | 1 | 0 | 3 | 1 | 0 | 4 | 4 | 0 | 0 | 0 | 0 | 0 | 0 |
| 8 | 23 | 0 | 3 | 2 | 2 | 0 | 3 | 10 | 1 | 2 | 0 | 0 | 0 | 1 |
| 0 | 4 | 0 | 1 | 0 | 0 | 0 | 12 | 1 | 0 | 0 | 0 | 0 | 0 | 0 |
| 3 | 17 | 1 | 5 | 5 | 1 | 0 | 5 | 8 | 0 | 0 | 0 | 0 | 0 | 1 |
| 0 | 0 | 0 | 0 | 0 | 0 | 0 | 0 | 0 | 0 | 0 | 0 | 0 | 0 | 0 |
| 4 | 26 | 0 | 0 | 0 | 0 | 0 | 10 | 1 | 0 | 0 | 0 | 0 | 0 | 0 |
| 1 | 5 | 1 | 1 | 0 | 0 | 1 | 2 | 2 | 0 | 0 | 0 | 0 | 0 | 0 |
| 11 | 101 | 5 | 5 | 16 | 5 | 2 | 45 | 56 | 0 | 1 | 0 | 1 | 0 | 4 |
| 0 | 8 | 0 | 0 | 0 | 0 | 0 | 2 | 0 | 0 | 0 | 0 | 0 | 0 | 0 |

| TOWNS | POPULATION | INCIDENT RATE PER 100,000 | TOTAL INCIDENTS | Murder and Non-negligent Man-slaughter | Kidnaping/Abduction | Forcible Rape | Other Forcible Sex Offenses | Robbery | Aggravated Assault | Simple Assault/Intimidation | Arson | Extortion/Blackmail |
|---------------------------|------------|---------------------------|-----------------|--|---------------------|---------------|-----------------------------|---------|--------------------|-----------------------------|-------|---------------------|
| Pearisburg PD | 2721 | 5365.67 | 146 | 0 | 0 | 1 | 6 | 0 | 1 | 15 | 0 | 0 |
| Pembroke PD | 1105 | 6515.83 | 72 | 0 | 0 | 0 | 0 | 0 | 0 | 6 | 1 | 0 |
| Pennington Gap PD | 1865 | 4611.26 | 86 | 0 | 0 | 0 | 1 | 0 | 4 | 12 | 1 | 0 |
| Pocahontas PD | 393 | 254.45 | 1 | 0 | 0 | 1 | 0 | 0 | 0 | 0 | 0 | 0 |
| Pound PD | 1029 | 4761.9 | 49 | 0 | 0 | 0 | 0 | 0 | 2 | 10 | 0 | 0 |
| Pulaski PD | 8999 | 9201.02 | 828 | 1 | 2 | 2 | 9 | 2 | 14 | 136 | 0 | 0 |
| Purcellville PD | 8300 | 1638.55 | 136 | 0 | 0 | 0 | 0 | 2 | 1 | 34 | 1 | 1 |
| Quantico PD | 513 | 2339.18 | 12 | 0 | 0 | 0 | 0 | 0 | 0 | 5 | 0 | 0 |
| Remington PD ⁰ | 609 | | 0 | 0 | 0 | 0 | 0 | 0 | 0 | 0 | 0 | 0 |
| Rich Creek PD | 760 | 1973.68 | 15 | 0 | 0 | 0 | 0 | 0 | 2 | 5 | 0 | 0 |
| Richlands PD | 5694 | 8991.92 | 512 | 0 | 2 | 1 | 3 | 0 | 11 | 92 | 2 | 0 |
| Rocky Mount PD | 4821 | 8981.53 | 433 | 0 | 0 | 7 | 4 | 0 | 15 | 104 | 0 | 0 |
| Rural Retreat PD | 1485 | 808.08 | 12 | 0 | 0 | 0 | 0 | 0 | 0 | 0 | 0 | 0 |
| Saltville PD | 2051 | 4388.1 | 90 | 0 | 0 | 1 | 0 | 0 | 7 | 14 | 2 | 0 |
| Shenandoah PD | 2355 | 4373.67 | 103 | 0 | 0 | 0 | 1 | 0 | 2 | 20 | 0 | 0 |
| Smithfield PD | 8130 | 4797.04 | 390 | 0 | 6 | 1 | 2 | 2 | 9 | 97 | 2 | 0 |
| South Boston PD | 8068 | 9791.76 | 790 | 0 | 1 | 5 | 6 | 8 | 29 | 163 | 3 | 0 |
| South Hill PD | 4605 | 4907.7 | 226 | 0 | 0 | 1 | 1 | 7 | 7 | 43 | 0 | 0 |
| St. Paul PD | 963 | 9865 | 95 | 0 | 1 | 0 | 0 | 0 | 4 | 15 | 1 | 0 |
| Stanley PD | 1676 | 4176.61 | 70 | 0 | 0 | 0 | 0 | 0 | 2 | 12 | 0 | 0 |
| Stephens City PD | 1874 | 5336.17 | 100 | 0 | 6 | 0 | 1 | 0 | 0 | 26 | 0 | 0 |
| Strasburg PD | 6489 | 3451.99 | 224 | 0 | 2 | 3 | 3 | 0 | 5 | 24 | 1 | 0 |
| Tappahannock PD | 2393 | 10405.34 | 249 | 0 | 1 | 1 | 0 | 0 | 4 | 20 | 0 | 0 |
| Tazewell PD | 4537 | 5003.3 | 227 | 0 | 0 | 0 | 1 | 1 | 6 | 34 | 1 | 1 |
| Timberville PD | 2558 | 508.2 | 13 | 0 | 0 | 0 | 1 | 0 | 0 | 0 | 0 | 0 |
| Victoria PD | 1696 | 2122.64 | 36 | 0 | 0 | 0 | 0 | 0 | 0 | 8 | 0 | 0 |
| Vienna PD | 16188 | 3304.91 | 535 | 0 | 0 | 0 | 2 | 2 | 7 | 70 | 0 | 1 |
| Vinton PD | 8092 | 8724.66 | 706 | 0 | 0 | 1 | 5 | 4 | 29 | 178 | 0 | 0 |
| Warrenton PD | 9803 | 5467.71 | 536 | 0 | 2 | 2 | 7 | 5 | 7 | 92 | 3 | 0 |
| Warsaw PD | 1498 | 867.82 | 13 | 0 | 0 | 0 | 0 | 0 | 0 | 2 | 0 | 0 |
| Waverly PD | 2121 | 3347.47 | 71 | 0 | 0 | 0 | 1 | 0 | 1 | 8 | 0 | 0 |
| Weber City PD | 1293 | 2320.18 | 30 | 0 | 0 | 0 | 0 | 0 | 0 | 1 | 0 | 0 |
| West Point PD | 3312 | 2807.97 | 93 | 0 | 1 | 0 | 0 | 0 | 2 | 24 | 0 | 0 |
| White Stone PD | 347 | 2017.29 | 7 | 0 | 0 | 0 | 0 | 0 | 0 | 0 | 1 | 0 |
| Windsor PD | 2630 | 4524.71 | 119 | 0 | 0 | 0 | 1 | 0 | 5 | 22 | 1 | 0 |
| Wise PD | 3260 | 4570.55 | 149 | 0 | 2 | 0 | 2 | 0 | 5 | 15 | 1 | 0 |
| Woodstock PD | 5171 | 5124.73 | 265 | 1 | 0 | 1 | 4 | 2 | 12 | 30 | 0 | 0 |
| Wytheville PD | 8196 | 3928.74 | 322 | 0 | 0 | 2 | 0 | 1 | 7 | 28 | 0 | 0 |
| | | | | | | | | | | | | |

94 ⁰⁻¹¹ For those agencies without full year submission, footnote represents number of months of data submitted.

| Burglary | Larceny | Motor Vehicle Theft | Counterfeiting/ Forgery | Fraud | Embezzlement | Stolen Property | Destruction/ Damage/ Vandalism | Drug/ Narcotic Offenses | Non-forcible Sex Offenses | Pornography | Gambling | Prostitution | Bribery | Weapon Law Violation |
|----------|---------|---------------------|-------------------------|-------|--------------|-----------------|--------------------------------|-------------------------|---------------------------|-------------|----------|--------------|---------|----------------------|
| 4 | 81 | 2 | 7 | 12 | 5 | 0 | 11 | 17 | 0 | 0 | 0 | 0 | 0 | 1 |
| 6 | 42 | 0 | 4 | 4 | 1 | 0 | 10 | 1 | 0 | 0 | 0 | 0 | 0 | 0 |
| 8 | 42 | 0 | 0 | 0 | 0 | 0 | 20 | 1 | 0 | 1 | 0 | 0 | 0 | 0 |
| 0 | 0 | 0 | 0 | 0 | 0 | 0 | 0 | 0 | 0 | 0 | 0 | 0 | 0 | 0 |
| 10 | 18 | 2 | 3 | 1 | 0 | 0 | 2 | 6 | 0 | 0 | 0 | 0 | 0 | 0 |
| 54 | 298 | 7 | 64 | 136 | 23 | 4 | 120 | 173 | 0 | 4 | 0 | 0 | 0 | 11 |
| 2 | 41 | 1 | 3 | 12 | 1 | 1 | 32 | 17 | 1 | 0 | 0 | 0 | 0 | 3 |
| 1 | 1 | 1 | 0 | 1 | 1 | 0 | 3 | 0 | 0 | 0 | 0 | 0 | 0 | 0 |
| 0 | 0 | 0 | 0 | 0 | 0 | 0 | 0 | 0 | 0 | 0 | 0 | 0 | 0 | 0 |
| 0 | 1 | 0 | 0 | 0 | 0 | 0 | 4 | 3 | 0 | 0 | 0 | 0 | 0 | 0 |
| 37 | 169 | 4 | 14 | 38 | 1 | 2 | 69 | 131 | 1 | 0 | 0 | 0 | 0 | 12 |
| 10 | 160 | 4 | 11 | 20 | 1 | 0 | 49 | 89 | 1 | 3 | 0 | 4 | 0 | 18 |
| 0 | 9 | 0 | 0 | 0 | 0 | 0 | 4 | 0 | 0 | 0 | 0 | 0 | 0 | 0 |
| 5 | 34 | 0 | 2 | 3 | 0 | 1 | 11 | 13 | 0 | 0 | 0 | 0 | 0 | 1 |
| 16 | 41 | 1 | 2 | 4 | 0 | 0 | 13 | 10 | 0 | 0 | 0 | 0 | 0 | 0 |
| 18 | 104 | 9 | 7 | 24 | 2 | 1 | 79 | 69 | 0 | 0 | 0 | 1 | 0 | 5 |
| 66 | 307 | 10 | 6 | 34 | 9 | 0 | 131 | 64 | 1 | 1 | 0 | 0 | 0 | 13 |
| 10 | 116 | 2 | 0 | 9 | 4 | 0 | 34 | 0 | 0 | 0 | 0 | 0 | 0 | 0 |
| 11 | 43 | 1 | 3 | 1 | 3 | 1 | 7 | 15 | 0 | 0 | 0 | 0 | 0 | 0 |
| 10 | 26 | 2 | 1 | 1 | 0 | 0 | 20 | 4 | 0 | 0 | 0 | 0 | 0 | 0 |
| 8 | 42 | 3 | 2 | 4 | 0 | 0 | 17 | 5 | 1 | 0 | 0 | 0 | 0 | 2 |
| 6 | 87 | 0 | 4 | 14 | 2 | 0 | 50 | 35 | 0 | 0 | 0 | 0 | 0 | 4 |
| 10 | 113 | 1 | 16 | 13 | 1 | 3 | 30 | 49 | 0 | 0 | 0 | 0 | 0 | 3 |
| 14 | 72 | 3 | 35 | 12 | 0 | 3 | 28 | 30 | 0 | 0 | 0 | 0 | 0 | 0 |
| 2 | 5 | 0 | 1 | 2 | 0 | 0 | 1 | 2 | 0 | 0 | 0 | 0 | 0 | 0 |
| 5 | 13 | 0 | 0 | 1 | 0 | 1 | 5 | 1 | 2 | 0 | 0 | 0 | 0 | 3 |
| 29 | 177 | 4 | 5 | 74 | 2 | 0 | 112 | 78 | 0 | 3 | 0 | 0 | 0 | 5 |
| 13 | 259 | 6 | 32 | 44 | 8 | 2 | 117 | 89 | 0 | 0 | 0 | 0 | 0 | 11 |
| 16 | 173 | 2 | 5 | 56 | 9 | 1 | 115 | 68 | 0 | 1 | 0 | 0 | 0 | 6 |
| 0 | 6 | 1 | 0 | 0 | 0 | 0 | 1 | 4 | 0 | 0 | 0 | 0 | 0 | 0 |
| 6 | 18 | 1 | 1 | 1 | 2 | 0 | 12 | 22 | 0 | 0 | 0 | 0 | 0 | 2 |
| 2 | 9 | 1 | 1 | 3 | 1 | 2 | 5 | 11 | 0 | 0 | 0 | 0 | 0 | 0 |
| 9 | 27 | 2 | 2 | 7 | 1 | 2 | 17 | 4 | 0 | 0 | 0 | 1 | 0 | 2 |
| 0 | 3 | 0 | 0 | 0 | 0 | 0 | 3 | 0 | 0 | 0 | 0 | 0 | 0 | 0 |
| 4 | 42 | 1 | 4 | 7 | 3 | 1 | 12 | 24 | 0 | 0 | 0 | 0 | 0 | 1 |
| 10 | 66 | 3 | 9 | 10 | 4 | 2 | 29 | 18 | 0 | 1 | 0 | 0 | 0 | 1 |
| 6 | 110 | 2 | 14 | 25 | 0 | 0 | 46 | 37 | 0 | 4 | 0 | 0 | 0 | 3 |
| 12 | 164 | 6 | 8 | 23 | 2 | 1 | 55 | 66 | 0 | 0 | 0 | 0 | 0 | 5 |
| | | | | | | | | | | | | | | |

| CITIES & STATE POLICE | POPULATION | INCIDENT RATE PER 100,000 | TOTAL INCIDENTS | Murder and Non-negligent Man-slaughter | Kidnaping/Abduction | Forcible Rape | Other Forcible Sex Offenses | Robbery | Aggravated Assault | Simple Assault/Intimidation | Arson | Extortion/Blackmail |
|----------------------------------|------------|---------------------------|-----------------|--|---------------------|---------------|-----------------------------|----------|--------------------|-----------------------------|---------|---------------------|
| Alexandria PD State Police | 151218 | 3928.1 | 5940 16 | 5 0 | 13 0 | 14 0 | 21 0 | 118 0 | 114 1 | 1116 0 | 13 0 | 0 0 |
| Bedford PD State Police | 5964 | 10932.26 | 652 2 | 0 0 | 0 0 | 2 0 | 5 0 | 3 0 | 5 0 | 174 0 | 0 0 | 0 0 |
| Bristol PD State Police | 17728 | 7462.77 | 1323 7 | 0 0 | 3 0 | 4 0 | 13 0 | 7 0 | 46 0 | 311 0 | 5 0 | 0 0 |
| Buena Vista PD State Police | 6836 | 2369.8 | 162 22 | 1 0 | 0 0 | 3 0 | 5 0 | 0 0 | 6 0 | 34 1 | 1 0 | 0 0 |
| Charlottesville PD State Police | 46623 | 7024.43 | 3275 29 | 1 0 | 7 0 | 15 0 | 30 0 | 63 0 | 127 0 | 790 0 | 5 0 | 1 0 |
| Chesapeake PD State Police | 232977 | 6422.52 | 14963 47 | 9 0 | 82 1 | 41 0 | 99 0 | 157 0 | 527 0 | 4389 2 | 23 0 | 5 0 |
| Colonial Heights PD State Police | 17073 | 9840.09 | 1680 32 | 1 0 | 6 0 | 2 0 | 12 0 | 13 0 | 15 2 | 185 0 | 1 0 | 0 0 |
| Covington PD State Police | 6259 | 4936.89 | 309 19 | 1 0 | 0 0 | 0 0 | 6 0 | 0 0 | 6 0 | 121 0 | 1 0 | 0 0 |
| Danville PD State Police | 43912 | 11807.7 | 5185 21 | 5 0 | 8 0 | 14 0 | 18 0 | 60 0 | 65 0 | 1353 1 | 13 1 | 1 0 |
| Emporia PD State Police | 6170 | 9659.64 | 596 5 | 0 0 | 1 0 | 1 0 | 6 0 | 6 0 | 16 0 | 106 0 | 2 0 | 0 0 |
| Fairfax PD State Police | 23938 | 4386.33 | 1050 3 | 0 0 | 2 0 | 3 0 | 13 1 | 11 0 | 12 0 | 269 0 | 0 0 | 2 0 |
| Falls Church PD State Police | 13315 | 4010.51 | 534 1 | 1 0 | 4 0 | 4 0 | 3 0 | 9 0 | 10 0 | 87 0 | 0 0 | 0 0 |
| Franklin PD State Police | 8655 | 12189.48 | 1055 1 | 0 0 | 7 0 | 9 0 | 10 0 | 12 0 | 12 0 | 271 0 | 2 0 | 0 0 |
| Fredericksburg PD State Police | 27945 | 9629.62 | 2691 22 | 1 0 | 13 0 | 3 0 | 7 0 | 29 0 | 80 3 | 688 1 | 0 0 | 0 0 |
| Galax PD State Police | 7052 | 9245.6 | 652 6 | 0 0 | 5 0 | 0 0 | 3 0 | 1 0 | 11 0 | 157 0 | 1 0 | 0 0 |
| Hampton PD State Police | 139032 | 6980.4 | 9705 110 | 22 0 | 23 0 | 10 0 | 55 0 | 122 0 | 136 4 | 1938 0 | 23 0 | 1 0 |
| Harrisonburg PD State Police | 52127 | 5429.04 | 2830 215 | 1 0 | 7 0 | 16 0 | 10 0 | 16 0 | 71 0 | 609 0 | 1 0 | 1 0 |
| Hopewell PD State Police | 22707 | 9362.75 | 2126 16 | 3 0 | 9 0 | 4 0 | 3 0 | 35 0 | 58 0 | 623 0 | 0 0 | 0 0 |
| Lexington PD State Police | 7332 | 2045.82 | 150 13 | 0 0 | 0 0 | 1 1 | 0 1 | 1 0 | 2 0 | 7 0 | 0 1 | 0 0 |
| Lynchburg PD State Police | 77376 | 7298.12 | 5647 109 | 0 0 | 25 0 | 31 0 | 90 0 | 73 0 | 222 0 | 2045 3 | 6 0 | 3 0 |
| Manassas PD State Police | 40690 | 6795.28 | 2765 3 | 0 0 | 19 0 | 17 0 | 38 0 | 38 0 | 62 0 | 621 0 | 7 0 | 1 0 |
| Manassas Park PD State Police | 15174 | 3631.21 | 551 2 | 0 0 | 5 0 | 4 0 | 4 0 | 3 0 | 7 0 | 133 0 | 2 0 | 0 0 |
| Martinsville PD State Police | 13706 | 9506.78 | 1303 6 | 0 0 | 3 0 | 1 0 | 7 0 | 20 0 | 34 2 | 278 0 | 2 0 | 0 0 |
| Newport News PD State Police | 183412 | 7952.04 | 14585 64 | 15 0 | 82 0 | 34 0 | 68 1 | 246 0 | 486 3 | 3804 1 | 64 5 | 1 0 |

96 ⁰⁻¹¹ For those agencies without full year submission, footnote represents number of months of data submitted.

| Burglary | Larceny | Motor Vehicle Theft | Counterfeiting/ Forgery | Fraud | Embezzlement | Stolen Property | Destruction/ Damage/ Vandalism | Drug/ Narcotic Offenses | Non-forcible Sex Offenses | Pornography | Gambling | Prostitution | Bribery | Weapon Law Violation |
|----------|---------|---------------------|-------------------------|--------|--------------|-----------------|--------------------------------|-------------------------|---------------------------|-------------|----------|--------------|---------|----------------------|
| 2530 | 25311 | 2840 | 550 | 4175 | 440 | 630 | 10990 | 6237 | 00 | 02 | 20 | 190 | 00 | 440 |
| 260 | 2020 | 120 | 110 | 350 | 50 | 20 | 1010 | 1120 | 00 | 30 | 00 | 10 | 00 | 172 |
| 611 | 4631 | 190 | 250 | 624 | 110 | 90 | 1580 | 2012 | 10 | 00 | 00 | 00 | 00 | 130 |
| 10 | 561 | 10 | 10 | 21 | 20 | 00 | 310 | 2820 | 10 | 00 | 00 | 00 | 00 | 21 |
| 2060 | 12270 | 550 | 230 | 1556 | 100 | 50 | 7240 | 31823 | 00 | 50 | 00 | 00 | 00 | 451 |
| 10720 | 49124 | 2644 | 2811 | 141611 | 960 | 390 | 18940 | 255022 | 20 | 530 | 60 | 260 | 10 | 2644 |
| 500 | 6850 | 180 | 420 | 11824 | 280 | 60 | 1640 | 4166 | 10 | 10 | 00 | 20 | 00 | 646 |
| 180 | 880 | 20 | 10 | 101 | 10 | 00 | 580 | 2821 | 00 | 10 | 00 | 00 | 00 | 30 |
| 4440 | 15120 | 850 | 520 | 34710 | 250 | 180 | 8000 | 7468 | 40 | 30 | 00 | 51 | 00 | 1040 |
| 440 | 1970 | 40 | 170 | 201 | 50 | 20 | 1021 | 1265 | 10 | 20 | 10 | 00 | 00 | 150 |
| 280 | 3460 | 231 | 110 | 901 | 130 | 20 | 1270 | 1550 | 00 | 20 | 00 | 20 | 00 | 90 |
| 140 | 2060 | 80 | 160 | 351 | 40 | 10 | 940 | 760 | 00 | 00 | 60 | 70 | 00 | 20 |
| 1010 | 3490 | 130 | 280 | 261 | 40 | 10 | 2830 | 550 | 10 | 20 | 00 | 00 | 00 | 330 |
| 660 | 10381 | 320 | 300 | 2605 | 160 | 90 | 4201 | 34515 | 20 | 50 | 00 | 30 | 00 | 280 |
| 220 | 2541 | 40 | 320 | 484 | 50 | 10 | 840 | 1041 | 10 | 30 | 00 | 00 | 00 | 191 |
| 7220 | 35483 | 2263 | 1771 | 39830 | 1080 | 392 | 19311 | 110779 | 40 | 40 | 10 | 220 | 00 | 3683 |
| 1810 | 11332 | 333 | 371 | 1881 | 190 | 150 | 5460 | 438209 | 20 | 20 | 00 | 40 | 00 | 505 |
| 2330 | 5060 | 460 | 510 | 1424 | 110 | 90 | 3430 | 2849 | 20 | 10 | 00 | 00 | 00 | 713 |
| 60 | 540 | 20 | 20 | 80 | 10 | 00 | 430 | 3011 | 00 | 00 | 00 | 00 | 00 | 22 |
| 3570 | 15501 | 850 | 461 | 35813 | 260 | 61 | 6950 | 96792 | 00 | 160 | 30 | 100 | 00 | 1194 |
| 960 | 7100 | 510 | 140 | 3293 | 100 | 30 | 5000 | 6210 | 20 | 110 | 00 | 100 | 00 | 411 |
| 240 | 1740 | 140 | 20 | 230 | 10 | 70 | 970 | 1262 | 00 | 30 | 00 | 00 | 00 | 170 |
| 650 | 4111 | 270 | 320 | 722 | 90 | 00 | 2020 | 1611 | 00 | 00 | 00 | 00 | 00 | 210 |
| 9470 | 42820 | 3415 | 2141 | 120215 | 820 | 350 | 23570 | 143333 | 70 | 160 | 00 | 700 | 10 | 7964 |

| CITIES & STATE POLICE | POPULATION | INCIDENT RATE PER 100,000 | TOTAL INCIDENTS | Murder and Non-negligent Man-slaughter | Kidnaping/Abduction | Forcible Rape | Other Forcible Sex Offenses | Robbery | Aggravated Assault | Simple Assault/Intimidation | Arson | Extortion/Blackmail |
|----------------------------------|------------|---------------------------|-----------------|--|---------------------|---------------|-----------------------------|---------|--------------------|-----------------------------|-------|---------------------|
| Norfolk PD State Police | 246392 | 8884.62 | 2189188 | 290 | 820 | 820 | 1840 | 4140 | 8460 | 41892 | 440 | 10 |
| Norton PD State Police | 4057 | 8479.17 | 3441 | 00 | 30 | 50 | 20 | 20 | 30 | 781 | 00 | 00 |
| Petersburg PD State Police | 32781 | 8279.18 | 271442 | 70 | 20 | 60 | 90 | 560 | 922 | 5800 | 30 | 10 |
| Poquoson PD State Police | 12076 | 3287.51 | 3971 | 00 | 30 | 10 | 20 | 00 | 151 | 1120 | 20 | 00 |
| Portsmouth PD State Police | 96871 | 10877.35 | 1053725 | 120 | 360 | 300 | 560 | 1780 | 3600 | 24180 | 50 | 20 |
| Radford PD State Police | 17139 | 7503.35 | 12863 | 00 | 40 | 80 | 110 | 70 | 720 | 2720 | 20 | 10 |
| Richmond PD State Police | 211172 | 9052.33 | 19116125 | 370 | 610 | 261 | 720 | 5980 | 5855 | 39531 | 460 | 60 |
| Roanoke PD State Police | 98913 | 12718.24 | 12580162 | 90 | 200 | 290 | 521 | 1420 | 2640 | 46692 | 211 | 20 |
| Salem PD State Police | 25274 | 5226.71 | 132114 | 20 | 10 | 30 | 20 | 120 | 80 | 3220 | 10 | 00 |
| Staunton PD State Police | 24577 | 6221.26 | 15295 | 10 | 40 | 110 | 210 | 50 | 290 | 3210 | 70 | 10 |
| Suffolk PD State Police | 87831 | 7410.82 | 650914 | 70 | 360 | 230 | 590 | 640 | 1610 | 21300 | 240 | 10 |
| Virginia Beach PD State Police | 449628 | 5525.23 | 24843129 | 172 | 400 | 760 | 1680 | 3040 | 2741 | 60530 | 990 | 150 |
| Waynesboro PD State Police | 21015 | 7213.89 | 15161 | 00 | 60 | 110 | 300 | 80 | 230 | 3400 | 00 | 00 |
| Williamsburg PD State Police | 14893 | 3565.43 | 5318 | 10 | 60 | 00 | 40 | 60 | 130 | 1230 | 00 | 10 |
| Winchester PD State Police | 26961 | 8816.43 | 2377156 | 10 | 110 | 100 | 240 | 290 | 341 | 6111 | 40 | 00 |
| | | | | | | | | | | | | |
| | | | | | | | | | | | | |
| | | | | | | | | | | | | |
| | | | | | | | | | | | | |
| | | | | | | | | | | | | |
| | | | | | | | | | | | | |
| | | | | | | | | | | | | |
| | | | | | | | | | | | | |
| | | | | | | | | | | | | |
| | | | | | | | | | | | | |

98 ⁰⁻¹¹ For those agencies without full year submission, footnote represents number of months of data submitted.

| Burglary | Larceny | Motor Vehicle Theft | Counterfeiting/ Forgery | Fraud | Embezzlement | Stolen Property | Destruction/ Damage/ Vandalism | Drug/ Narcotic Offenses | Non-forcible Sex Offenses | Pornography | Gambling | Prostitution | Bribery | Weapon Law Violation |
|----------|---------|---------------------|-------------------------|--------|--------------|-----------------|--------------------------------|-------------------------|---------------------------|-------------|----------|--------------|---------|----------------------|
| 20350 | 80301 | 7256 | 1541 | 73758 | 621 | 320 | 35270 | 175718 | 60 | 80 | 40 | 1280 | 00 | 1576 |
| 170 | 1670 | 40 | 90 | 150 | 20 | 00 | 530 | 530 | 00 | 00 | 00 | 00 | 00 | 70 |
| 3360 | 6734 | 852 | 181 | 710 | 170 | 41 | 4300 | 43433 | 10 | 10 | 00 | 10 | 00 | 880 |
| 140 | 1170 | 40 | 100 | 250 | 00 | 10 | 810 | 560 | 00 | 20 | 00 | 00 | 00 | 110 |
| 15440 | 36500 | 2053 | 951 | 77712 | 350 | 290 | 17001 | 6589 | 00 | 50 | 10 | 100 | 10 | 1553 |
| 790 | 3280 | 110 | 280 | 1300 | 40 | 50 | 2340 | 4093 | 00 | 20 | 00 | 00 | 00 | 160 |
| 16780 | 54963 | 8477 | 2406 | 85414 | 751 | 571 | 30952 | 204491 | 50 | 190 | 10 | 650 | 20 | 63211 |
| 6310 | 36679 | 1770 | 930 | 39833 | 680 | 100 | 16741 | 1984114 | 10 | 141 | 00 | 190 | 00 | 2483 |
| 740 | 5071 | 270 | 242 | 648 | 150 | 70 | 1850 | 2214 | 00 | 30 | 00 | 00 | 10 | 201 |
| 700 | 5100 | 180 | 140 | 1202 | 140 | 190 | 2020 | 2013 | 20 | 10 | 00 | 00 | 00 | 271 |
| 5050 | 19920 | 981 | 830 | 31310 | 190 | 150 | 10140 | 5551 | 20 | 70 | 00 | 110 | 00 | 1322 |
| 14110 | 93902 | 44016 | 3051 | 173781 | 2680 | 390 | 34472 | 281624 | 160 | 480 | 20 | 610 | 30 | 58226 |
| 1010 | 5570 | 360 | 250 | 981 | 120 | 100 | 2810 | 1920 | 00 | 10 | 00 | 00 | 00 | 310 |
| 120 | 1800 | 80 | 120 | 380 | 40 | 50 | 840 | 908 | 00 | 10 | 00 | 20 | 00 | 130 |
| 1080 | 8680 | 320 | 410 | 1631 | 210 | 220 | 3204 | 506146 | 10 | 10 | 00 | 31 | 00 | 393 |
| | | | | | | | | | | | | | | |
| | | | | | | | | | | | | | | |
| | | | | | | | | | | | | | | |
| | | | | | | | | | | | | | | |
| | | | | | | | | | | | | | | |
| | | | | | | | | | | | | | | |
| | | | | | | | | | | | | | | |
| | | | | | | | | | | | | | | |
| | | | | | | | | | | | | | | |

| COLLEGES & UNIVERSITIES | POPULATION | INCIDENT RATE PER 100,000 | TOTAL INCIDENTS | Murder and Non-negligent Man-slaughter | Kidnaping/Abduction | Forcible Rape | Other Forcible Sex Offenses | Robbery | Aggravated Assault | Simple Assault/Intimidation | Arson | Extortion/Blackmail |
|---|------------|---------------------------|-----------------|--|---------------------|---------------|-----------------------------|---------|--------------------|-----------------------------|-------|---------------------|
| Christopher Newport University PD | | | 218 | 0 | 0 | 3 | 1 | 1 | 1 | 19 | 4 | 0 |
| Eastern Va Medical School PD | | | 28 | 0 | 0 | 0 | 0 | 0 | 0 | 8 | 0 | 0 |
| Emory & Henry College PD | | | 1 | 0 | 0 | 0 | 0 | 0 | 0 | 0 | 0 | 0 |
| Ferrum College PD | | | 77 | 0 | 0 | 1 | 0 | 1 | 0 | 18 | 1 | 0 |
| George Mason University PD | | | 429 | 0 | 0 | 0 | 2 | 1 | 2 | 45 | 2 | 1 |
| Hampton University PD | | | 102 | 0 | 0 | 0 | 0 | 0 | 1 | 21 | 0 | 0 |
| J. Sargeant Reynolds Community College PD | | | 49 | 0 | 0 | 0 | 0 | 0 | 0 | 2 | 0 | 0 |
| James Madison University PD | | | 313 | 0 | 1 | 0 | 0 | 0 | 2 | 10 | 1 | 0 |
| Longwood University PD | | | 107 | 1 | 0 | 0 | 0 | 0 | 1 | 6 | 0 | 0 |
| Lord Fairfax Community College PD | | | 0 | 0 | 0 | 0 | 0 | 0 | 0 | 0 | 0 | 0 |
| Norfolk State University PD | | | 228 | 0 | 0 | 1 | 2 | 5 | 5 | 24 | 1 | 0 |
| N. Virginia Community College PD | | | 168 | 0 | 0 | 2 | 6 | 0 | 2 | 18 | 0 | 0 |
| Old Dominion University PD | | | 710 | 0 | 4 | 4 | 2 | 8 | 7 | 87 | 2 | 1 |
| Radford University PD | | | 209 | 0 | 0 | 3 | 1 | 0 | 0 | 34 | 4 | 0 |
| Richard Bland College PD | | | 26 | 0 | 0 | 0 | 0 | 0 | 0 | 10 | 0 | 0 |
| Thomas Nelson Community College PD ⁵ | | | 7 | 0 | 0 | 0 | 0 | 0 | 0 | 1 | 0 | 0 |
| University of Mary Washington PD | | | 111 | 0 | 0 | 1 | 3 | 2 | 0 | 9 | 0 | 0 |
| University of Richmond PD | | | 162 | 0 | 0 | 2 | 0 | 0 | 0 | 8 | 1 | 0 |
| University of Virginia PD | | | 468 | 0 | 1 | 5 | 11 | 0 | 6 | 56 | 0 | 1 |
| UVA's College at Wise PD | | | 9 | 0 | 0 | 1 | 0 | 0 | 0 | 3 | 0 | 0 |
| VA Commonwealth University PD | | | 1144 | 0 | 4 | 0 | 5 | 4 | 9 | 140 | 1 | 0 |
| Virginia Tech University PD | | | 416 | 0 | 1 | 4 | 3 | 1 | 0 | 32 | 1 | 0 |
| VA Western Community College PD | | | 20 | 0 | 0 | 0 | 0 | 0 | 0 | 2 | 0 | 0 |
| Virginia Military Institute PD | | | 41 | 0 | 0 | 0 | 0 | 0 | 1 | 5 | 0 | 0 |

100 ⁰⁻¹¹ For those agencies without full year submission, footnote represents number of months of data submitted.

| Burglary | Larceny | Motor Vehicle Theft | Counterfeiting/ Forgery | Fraud | Embezzlement | Stolen Property | Destruction/ Damage/ Vandalism | Drug/ Narcotic Offenses | Non-forcible Sex Offenses | Pornography | Gambling | Prostitution | Bribery | Weapon Law Violation |
|----------|---------|---------------------|-------------------------|-------|--------------|-----------------|--------------------------------|-------------------------|---------------------------|-------------|----------|--------------|---------|----------------------|
| 1 | 136 | 0 | 3 | 8 | 0 | 1 | 32 | 22 | 0 | 0 | 0 | 0 | 0 | 1 |
| 0 | 18 | 0 | 0 | 0 | 0 | 0 | 7 | 0 | 0 | 0 | 0 | 0 | 0 | 0 |
| 0 | 0 | 0 | 0 | 0 | 0 | 0 | 0 | 1 | 0 | 0 | 0 | 0 | 0 | 0 |
| 3 | 24 | 0 | 0 | 1 | 0 | 0 | 15 | 16 | 0 | 0 | 0 | 0 | 0 | 1 |
| 7 | 179 | 2 | 2 | 24 | 1 | 2 | 60 | 176 | 0 | 0 | 0 | 0 | 0 | 9 |
| 6 | 53 | 0 | 1 | 0 | 0 | 1 | 22 | 6 | 0 | 0 | 0 | 0 | 0 | 1 |
| 0 | 33 | 0 | 2 | 0 | 0 | 2 | 7 | 3 | 0 | 0 | 0 | 0 | 0 | 1 |
| 10 | 126 | 0 | 1 | 21 | 1 | 1 | 102 | 81 | 0 | 0 | 0 | 0 | 0 | 0 |
| 10 | 43 | 3 | 0 | 3 | 0 | 0 | 30 | 19 | 0 | 0 | 0 | 0 | 0 | 2 |
| 0 | 0 | 0 | 0 | 0 | 0 | 0 | 0 | 0 | 0 | 0 | 0 | 0 | 0 | 0 |
| 26 | 112 | 1 | 0 | 11 | 1 | 0 | 39 | 7 | 0 | 0 | 0 | 0 | 0 | 3 |
| 0 | 111 | 1 | 1 | 0 | 0 | 0 | 21 | 9 | 0 | 0 | 0 | 0 | 0 | 1 |
| 39 | 304 | 6 | 3 | 22 | 0 | 2 | 239 | 27 | 0 | 0 | 0 | 0 | 0 | 5 |
| 5 | 53 | 0 | 0 | 5 | 0 | 1 | 76 | 72 | 0 | 0 | 0 | 0 | 0 | 0 |
| 1 | 10 | 0 | 0 | 0 | 0 | 0 | 6 | 0 | 0 | 0 | 0 | 0 | 0 | 0 |
| 0 | 4 | 0 | 0 | 0 | 0 | 0 | 1 | 1 | 0 | 0 | 0 | 0 | 0 | 0 |
| 2 | 15 | 0 | 0 | 1 | 0 | 0 | 66 | 14 | 0 | 0 | 0 | 0 | 0 | 2 |
| 8 | 72 | 3 | 0 | 3 | 0 | 0 | 51 | 29 | 0 | 0 | 0 | 0 | 0 | 0 |
| 60 | 223 | 22 | 0 | 13 | 1 | 1 | 62 | 27 | 0 | 0 | 0 | 0 | 0 | 0 |
| 0 | 3 | 0 | 0 | 0 | 0 | 0 | 0 | 1 | 0 | 1 | 0 | 0 | 0 | 0 |
| 23 | 517 | 14 | 9 | 34 | 2 | 3 | 148 | 266 | 0 | 2 | 0 | 0 | 0 | 46 |
| 68 | 143 | 3 | 23 | 10 | 0 | 1 | 85 | 100 | 0 | 2 | 0 | 0 | 0 | 2 |
| 0 | 9 | 0 | 0 | 0 | 0 | 0 | 8 | 1 | 0 | 0 | 0 | 0 | 0 | 0 |
| 6 | 17 | 1 | 0 | 0 | 0 | 0 | 10 | 1 | 0 | 1 | 0 | 0 | 0 | 0 |

| | POPULATION | INCIDENT RATE PER 100,000 | TOTAL INCIDENTS | Murder and Non-negligent Man-slaughter | Kidnaping/Abduction | Forcible Rape | Other Forcible Sex Offenses | Robbery | Aggravated Assault | Simple Assault/Intimidation | Arson | Extortion/Blackmail |
|--|------------|---------------------------|-----------------|--|---------------------|---------------|-----------------------------|---------|--------------------|-----------------------------|-------|---------------------|
| COLLEGES & UNIVERSITIES (cont.) | | | | | | | | | | | | |
| Virginia State University PD | | | 214 | 1 | 3 | 0 | 1 | 3 | 4 | 65 | 0 | 0 |
| William & Mary College PD | | | 309 | 0 | 0 | 0 | 0 | 0 | 0 | 5 | 1 | 0 |
| OTHER AGENCIES | | | | | | | | | | | | |
| Alcoholic Beverage Control, Department of | | | 151 | 0 | 0 | 0 | 0 | 0 | 0 | 14 | 0 | 0 |
| Capitol Police, Division of | | | 88 | 0 | 0 | 0 | 0 | 0 | 0 | 14 | 0 | 0 |
| Central State Hospital | | | 59 | 0 | 0 | 0 | 0 | 0 | 1 | 43 | 0 | 0 |
| Conservation & Recreation, Department of | | | 62 | 0 | 0 | 0 | 0 | 0 | 0 | 3 | 0 | 0 |
| Game & Inland Fisheries, Department of | | | 422 | 0 | 2 | 0 | 0 | 0 | 1 | 5 | 0 | 0 |
| Motor Vehicles, Department of | | | 439 | 0 | 0 | 0 | 0 | 0 | 0 | 0 | 0 | 0 |
| Metropolitan Washington Airports Authority | | | 1017 | 0 | 0 | 0 | 0 | 0 | 3 | 46 | 0 | 0 |
| Norfolk Airport Authority | | | 55 | 0 | 0 | 0 | 1 | 0 | 0 | 1 | 0 | 0 |
| Richmond International Airport | | | 38 | 0 | 0 | 0 | 0 | 0 | 0 | 1 | 0 | 0 |
| Virginia Port Authority | | | 3 | 0 | 0 | 0 | 0 | 0 | 0 | 1 | 0 | 0 |
| | | | | | | | | | | | | |
| | | | | | | | | | | | | |
| | | | | | | | | | | | | |
| | | | | | | | | | | | | |
| | | | | | | | | | | | | |
| | | | | | | | | | | | | |
| | | | | | | | | | | | | |
| | | | | | | | | | | | | |
| | | | | | | | | | | | | |
| | | | | | | | | | | | | |
| | | | | | | | | | | | | |


102 ⁰⁻¹¹ For those agencies without full year submission, footnote represents number of months of data submitted.

| Burglary | Larceny | Motor Vehicle Theft | Counterfeiting/ Forgery | Fraud | Embezzlement | Stolen Property | Destruction/ Damage/ Vandalism | Drug/ Narcotic Offenses | Non-forcible Sex Offenses | Pornography | Gambling | Prostitution | Bribery | Weapon Law Violation |
|----------|---------|---------------------|-------------------------|-------|--------------|-----------------|--------------------------------|-------------------------|---------------------------|-------------|----------|--------------|---------|----------------------|
| | | | | | | | | | | | | | | |
| 1 | 125 | 1 | 0 | 6 | 0 | 0 | 27 | 17 | 0 | 0 | 0 | 0 | 0 | 4 |
| 31 | 193 | 2 | 3 | 5 | 0 | 0 | 67 | 12 | 0 | 0 | 0 | 0 | 0 | 0 |
| | | | | | | | | | | | | | | |
| 0 | 36 | 0 | 33 | 19 | 5 | 0 | 0 | 51 | 0 | 0 | 1 | 0 | 0 | 3 |
| 0 | 28 | 0 | 0 | 3 | 2 | 1 | 44 | 4 | 0 | 0 | 0 | 0 | 0 | 0 |
| 0 | 10 | 0 | 0 | 0 | 0 | 0 | 9 | 0 | 0 | 0 | 0 | 0 | 0 | 0 |
| 2 | 40 | 0 | 0 | 0 | 0 | 0 | 4 | 13 | 0 | 0 | 0 | 0 | 0 | 2 |
| 0 | 8 | 2 | 1 | 19 | 0 | 0 | 11 | 146 | 0 | 0 | 0 | 0 | 0 | 253 |
| 0 | 7 | 19 | 263 | 155 | 41 | 26 | 0 | 3 | 0 | 0 | 0 | 0 | 3 | 0 |
| 1 | 350 | 49 | 22 | 7 | 0 | 4 | 130 | 36 | 0 | 0 | 0 | 0 | 0 | 381 |
| 0 | 35 | 1 | 0 | 0 | 0 | 0 | 8 | 0 | 0 | 0 | 0 | 0 | 0 | 9 |
| 0 | 13 | 9 | 0 | 4 | 0 | 0 | 6 | 2 | 0 | 0 | 0 | 0 | 0 | 4 |
| 0 | 1 | 0 | 0 | 0 | 0 | 0 | 0 | 0 | 0 | 0 | 0 | 0 | 0 | 1 |
| | | | | | | | | | | | | | | |
| | | | | | | | | | | | | | | |
| | | | | | | | | | | | | | | |
| | | | | | | | | | | | | | | |
| | | | | | | | | | | | | | | |
| | | | | | | | | | | | | | | |
| | | | | | | | | | | | | | | |
| | | | | | | | | | | | | | | |
| | | | | | | | | | | | | | | |
| | | | | | | | | | | | | | | |



IX

Arrest Totals By County, City and Other



Adult and Juvenile Arrests By County, City and Other

| ARRESTS BY OFFENSE | Accomack | | Albemarle | | Alleghany | | Amelia | | Amherst | | Appomattox | |
|------------------------------|------------|-----------|-------------|------------|------------|----------|------------|-----------|------------|-----------|------------|----------|
| | Adult | Juv | Adult | Juv | Adult | Juv | Adult | Juv | Adult | Juv | Adult | Juv |
| Murder | 0 | 0 | 0 | 0 | 2 | 0 | 0 | 0 | 0 | 0 | 0 | 0 |
| Negligent Manslaughter | 0 | 0 | 1 | 0 | 0 | 0 | 0 | 0 | 0 | 0 | 0 | 0 |
| Kidnaping | 1 | 0 | 9 | 1 | 0 | 0 | 0 | 0 | 0 | 0 | 0 | 0 |
| Sex Offenses, Forcible | 2 | 0 | 19 | 1 | 1 | 1 | 2 | 1 | 0 | 1 | 0 | 0 |
| Robbery | 1 | 0 | 5 | 0 | 0 | 0 | 2 | 0 | 0 | 0 | 0 | 0 |
| Aggravated Assault | 9 | 0 | 25 | 1 | 2 | 0 | 3 | 0 | 8 | 0 | 1 | 0 |
| Simple Assault/Intimidation | 106 | 3 | 242 | 40 | 73 | 1 | 27 | 2 | 62 | 3 | 15 | 0 |
| Arson | 1 | 0 | 0 | 0 | 0 | 0 | 0 | 0 | 0 | 0 | 0 | 0 |
| Extortion/Blackmail | 0 | 0 | 3 | 1 | 0 | 0 | 0 | 0 | 0 | 0 | 0 | 0 |
| Burglary | 17 | 3 | 23 | 3 | 4 | 0 | 2 | 0 | 6 | 0 | 0 | 0 |
| Larceny | 44 | 9 | 322 | 55 | 10 | 2 | 16 | 1 | 43 | 5 | 15 | 0 |
| Motor Vehicle Theft | 5 | 5 | 5 | 0 | 2 | 0 | 2 | 0 | 2 | 1 | 0 | 0 |
| Counterfeiting/Forgery | 4 | 0 | 17 | 0 | 3 | 0 | 1 | 0 | 1 | 0 | 0 | 0 |
| Fraud | 4 | 1 | 28 | 0 | 2 | 0 | 0 | 0 | 1 | 0 | 1 | 0 |
| Embezzlement | 3 | 0 | 23 | 0 | 0 | 0 | 0 | 0 | 2 | 0 | 0 | 0 |
| Stolen Property | 4 | 1 | 4 | 0 | 0 | 0 | 0 | 0 | 0 | 0 | 0 | 0 |
| Vandalism | 15 | 2 | 39 | 4 | 9 | 0 | 5 | 0 | 4 | 0 | 1 | 0 |
| Drug/Narcotic Offenses | 83 | 8 | 170 | 27 | 45 | 0 | 12 | 0 | 75 | 8 | 7 | 0 |
| Sex Offenses, Nonforcible | 0 | 0 | 0 | 0 | 0 | 0 | 0 | 0 | 0 | 0 | 0 | 0 |
| Pornography | 0 | 0 | 8 | 1 | 0 | 0 | 0 | 0 | 0 | 0 | 1 | 0 |
| Gambling | 0 | 0 | 0 | 0 | 0 | 0 | 0 | 0 | 0 | 0 | 0 | 0 |
| Prostitution | 0 | 0 | 5 | 0 | 0 | 0 | 0 | 0 | 0 | 0 | 0 | 0 |
| Bribery | 0 | 0 | 0 | 0 | 0 | 0 | 0 | 0 | 0 | 0 | 0 | 0 |
| Weapon Law Violations | 4 | 0 | 22 | 2 | 4 | 0 | 4 | 1 | 5 | 0 | 3 | 0 |
| TOTAL GROUP A | 303 | 32 | 970 | 136 | 157 | 4 | 76 | 5 | 209 | 18 | 44 | 0 |
| Bad Checks | 2 | 0 | 33 | 0 | 0 | 0 | 3 | 0 | 0 | 0 | 0 | 0 |
| Curfew/Loitering/Vagrancy | 0 | 15 | 0 | 16 | 0 | 0 | 0 | 0 | 0 | 0 | 0 | 0 |
| Disorderly Conduct | 12 | 1 | 13 | 3 | 6 | 0 | 1 | 0 | 1 | 1 | 4 | 0 |
| Driving Under Influence | 75 | 1 | 206 | 1 | 44 | 0 | 27 | 0 | 90 | 0 | 41 | 1 |
| Drunkenness | 152 | 0 | 164 | 0 | 82 | 0 | 3 | 0 | 93 | 1 | 6 | 0 |
| Family Offenses, Nonforcible | 7 | 0 | 1 | 0 | 0 | 0 | 1 | 0 | 3 | 0 | 0 | 0 |
| Liquor Laws Violations | 13 | 3 | 23 | 23 | 25 | 1 | 3 | 3 | 2 | 1 | 1 | 0 |
| Peeping Tom | 0 | 0 | 1 | 0 | 0 | 0 | 0 | 0 | 0 | 0 | 0 | 0 |
| Runaway | 0 | 1 | 0 | 0 | 0 | 0 | 0 | 2 | 0 | 0 | 0 | 0 |
| Trespass of Real Property | 15 | 9 | 44 | 2 | 14 | 1 | 5 | 0 | 3 | 0 | 3 | 0 |
| Conspiracy | 0 | 0 | 0 | 0 | 3 | 0 | 0 | 0 | 0 | 0 | 0 | 0 |
| All Other (except Traffic) | 174 | 23 | 787 | 34 | 54 | 2 | 89 | 1 | 34 | 4 | 3 | 0 |
| TOTAL GROUP B | 450 | 53 | 1272 | 79 | 228 | 4 | 132 | 6 | 226 | 7 | 58 | 1 |
| GRAND TOTAL | 753 | 85 | 2242 | 215 | 385 | 8 | 208 | 11 | 435 | 25 | 102 | 1 |

Adult and Juvenile Arrests By County, City and Other

| ARRESTS BY OFFENSE | Arlington | | Augusta | | Bath | | Bedford | | Bland | | Botetourt | |
|------------------------------|-------------|------------|-------------|-----------|-----------|----------|-------------|------------|------------|----------|------------|-----------|
| | Adult | Juv | Adult | Juv | Adult | Juv | Adult | Juv | Adult | Juv | Adult | Juv |
| Murder | 3 | 0 | 5 | 0 | 0 | 0 | 0 | 0 | 0 | 0 | 0 | 0 |
| Negligent Manslaughter | 0 | 0 | 0 | 0 | 0 | 0 | 0 | 0 | 0 | 0 | 0 | 0 |
| Kidnaping | 19 | 1 | 10 | 0 | 0 | 0 | 1 | 0 | 0 | 1 | 2 | 1 |
| Sex Offenses, Forcible | 21 | 3 | 19 | 1 | 0 | 0 | 5 | 3 | 0 | 0 | 8 | 1 |
| Robbery | 32 | 3 | 5 | 0 | 1 | 0 | 3 | 0 | 0 | 0 | 0 | 0 |
| Aggravated Assault | 102 | 4 | 27 | 0 | 0 | 0 | 10 | 1 | 2 | 0 | 6 | 0 |
| Simple Assault/Intimidation | 362 | 29 | 77 | 0 | 12 | 0 | 217 | 18 | 13 | 0 | 70 | 18 |
| Arson | 1 | 0 | 0 | 0 | 0 | 0 | 2 | 0 | 0 | 0 | 1 | 0 |
| Extortion/Blackmail | 3 | 0 | 1 | 0 | 0 | 0 | 1 | 0 | 0 | 0 | 0 | 0 |
| Burglary | 44 | 3 | 39 | 0 | 1 | 0 | 24 | 1 | 5 | 0 | 16 | 1 |
| Larceny | 543 | 94 | 85 | 0 | 4 | 0 | 75 | 5 | 7 | 0 | 47 | 7 |
| Motor Vehicle Theft | 23 | 0 | 1 | 0 | 0 | 0 | 3 | 0 | 0 | 0 | 4 | 1 |
| Counterfeiting/Forgery | 100 | 0 | 6 | 0 | 0 | 0 | 9 | 0 | 2 | 0 | 7 | 0 |
| Fraud | 118 | 2 | 10 | 0 | 1 | 0 | 8 | 0 | 0 | 0 | 3 | 0 |
| Embezzlement | 68 | 0 | 7 | 0 | 0 | 0 | 4 | 0 | 0 | 0 | 2 | 0 |
| Stolen Property | 21 | 1 | 7 | 0 | 0 | 0 | 1 | 0 | 0 | 0 | 1 | 0 |
| Vandalism | 63 | 13 | 15 | 0 | 3 | 4 | 13 | 4 | 2 | 0 | 11 | 3 |
| Drug/Narcotic Offenses | 697 | 49 | 104 | 3 | 10 | 2 | 167 | 30 | 19 | 0 | 191 | 13 |
| Sex Offenses, Nonforcible | 0 | 0 | 3 | 0 | 0 | 0 | 3 | 0 | 0 | 0 | 0 | 0 |
| Pornography | 2 | 0 | 2 | 0 | 0 | 0 | 4 | 0 | 0 | 0 | 0 | 0 |
| Gambling | 0 | 0 | 0 | 0 | 0 | 0 | 0 | 0 | 0 | 0 | 0 | 0 |
| Prostitution | 16 | 0 | 0 | 0 | 0 | 0 | 0 | 0 | 0 | 0 | 0 | 0 |
| Bribery | 0 | 0 | 0 | 0 | 0 | 0 | 0 | 0 | 0 | 0 | 0 | 0 |
| Weapon Law Violations | 40 | 2 | 20 | 0 | 0 | 0 | 15 | 2 | 3 | 0 | 11 | 0 |
| TOTAL GROUP A | 2278 | 204 | 443 | 4 | 32 | 6 | 565 | 64 | 53 | 1 | 380 | 45 |
| Bad Checks | 0 | 0 | 5 | 0 | 0 | 0 | 19 | 0 | 1 | 0 | 4 | 0 |
| Curfew/Loitering/Vagrancy | 1 | 0 | 0 | 0 | 0 | 0 | 0 | 0 | 0 | 0 | 0 | 0 |
| Disorderly Conduct | 33 | 6 | 11 | 0 | 1 | 0 | 5 | 11 | 0 | 0 | 4 | 13 |
| Driving Under Influence | 709 | 2 | 182 | 4 | 8 | 0 | 140 | 1 | 24 | 0 | 85 | 1 |
| Drunkenness | 623 | 1 | 153 | 0 | 4 | 1 | 69 | 0 | 12 | 0 | 61 | 0 |
| Family Offenses, Nonforcible | 5 | 0 | 10 | 0 | 1 | 0 | 9 | 0 | 0 | 0 | 0 | 0 |
| Liquor Laws Violations | 228 | 27 | 29 | 1 | 1 | 0 | 26 | 15 | 1 | 1 | 21 | 9 |
| Peeping Tom | 2 | 0 | 0 | 0 | 0 | 0 | 1 | 0 | 0 | 0 | 0 | 0 |
| Runaway | 0 | 19 | 0 | 0 | 0 | 0 | 0 | 20 | 0 | 0 | 0 | 6 |
| Trespass of Real Property | 139 | 10 | 40 | 2 | 0 | 0 | 24 | 0 | 5 | 0 | 9 | 2 |
| Conspiracy | 1 | 0 | 0 | 0 | 1 | 0 | 0 | 0 | 0 | 0 | 0 | 0 |
| All Other (except Traffic) | 623 | 9 | 680 | 10 | 6 | 1 | 249 | 31 | 71 | 1 | 64 | 10 |
| TOTAL GROUP B | 2364 | 74 | 1110 | 17 | 22 | 2 | 542 | 78 | 114 | 2 | 248 | 41 |
| GRAND TOTAL | 4642 | 278 | 1553 | 21 | 54 | 8 | 1107 | 142 | 167 | 3 | 628 | 86 |

Adult and Juvenile Arrests By County, City and Other

| ARRESTS BY OFFENSE | Brunswick | | Buchanan | | Buckingham | | Campbell | | Caroline | | Carroll | |
|------------------------------|-----------|-----|----------|-----|------------|-----|----------|-----|----------|-----|---------|-----|
| | Adult | Juv | Adult | Juv | Adult | Juv | Adult | Juv | Adult | Juv | Adult | Juv |
| Murder | 0 | 0 | 2 | 0 | 1 | 0 | 2 | 0 | 0 | 0 | 0 | 0 |
| Negligent Manslaughter | 0 | 0 | 0 | 0 | 0 | 0 | 0 | 0 | 0 | 0 | 0 | 0 |
| Kidnaping | 2 | 0 | 2 | 0 | 0 | 0 | 8 | 0 | 3 | 0 | 2 | 0 |
| Sex Offenses, Forcible | 1 | 0 | 1 | 0 | 4 | 0 | 8 | 0 | 9 | 0 | 3 | 0 |
| Robbery | 0 | 0 | 3 | 0 | 4 | 0 | 3 | 0 | 6 | 3 | 2 | 0 |
| Aggravated Assault | 7 | 0 | 21 | 1 | 7 | 2 | 29 | 1 | 12 | 0 | 12 | 0 |
| Simple Assault/Intimidation | 11 | 2 | 195 | 2 | 91 | 7 | 277 | 4 | 164 | 4 | 135 | 2 |
| Arson | 0 | 0 | 2 | 0 | 0 | 0 | 1 | 0 | 0 | 0 | 0 | 0 |
| Extortion/Blackmail | 0 | 0 | 0 | 0 | 0 | 0 | 0 | 0 | 0 | 0 | 0 | 0 |
| Burglary | 9 | 1 | 19 | 0 | 5 | 0 | 28 | 0 | 9 | 0 | 4 | 0 |
| Larceny | 18 | 0 | 80 | 3 | 14 | 1 | 129 | 2 | 54 | 2 | 25 | 0 |
| Motor Vehicle Theft | 4 | 0 | 6 | 0 | 0 | 0 | 6 | 0 | 4 | 0 | 3 | 0 |
| Counterfeiting/Forgery | 5 | 0 | 5 | 0 | 2 | 0 | 6 | 0 | 5 | 0 | 3 | 0 |
| Fraud | 1 | 0 | 15 | 0 | 2 | 0 | 17 | 2 | 11 | 0 | 2 | 0 |
| Embezzlement | 1 | 0 | 7 | 0 | 1 | 0 | 2 | 0 | 5 | 0 | 0 | 0 |
| Stolen Property | 0 | 1 | 7 | 0 | 1 | 0 | 2 | 0 | 0 | 1 | 2 | 0 |
| Vandalism | 9 | 3 | 13 | 0 | 14 | 0 | 26 | 0 | 14 | 0 | 13 | 0 |
| Drug/Narcotic Offenses | 54 | 0 | 90 | 4 | 110 | 1 | 92 | 1 | 86 | 0 | 62 | 1 |
| Sex Offenses, Nonforcible | 0 | 0 | 1 | 0 | 0 | 0 | 1 | 0 | 1 | 0 | 0 | 0 |
| Pornography | 0 | 0 | 6 | 0 | 0 | 0 | 0 | 0 | 1 | 0 | 0 | 0 |
| Gambling | 2 | 0 | 0 | 0 | 0 | 0 | 0 | 0 | 0 | 0 | 0 | 0 |
| Prostitution | 0 | 0 | 0 | 0 | 0 | 0 | 0 | 0 | 0 | 0 | 0 | 0 |
| Bribery | 0 | 0 | 0 | 0 | 0 | 0 | 0 | 0 | 0 | 0 | 0 | 0 |
| Weapon Law Violations | 7 | 0 | 12 | 0 | 9 | 0 | 19 | 0 | 16 | 0 | 12 | 0 |
| TOTAL GROUP A | 131 | 7 | 487 | 10 | 265 | 11 | 656 | 10 | 400 | 10 | 280 | 3 |
| Bad Checks | 2 | 0 | 38 | 0 | 5 | 0 | 11 | 0 | 0 | 0 | 59 | 0 |
| Curfew/Loitering/Vagrancy | 0 | 0 | 0 | 0 | 0 | 0 | 0 | 0 | 0 | 0 | 0 | 0 |
| Disorderly Conduct | 8 | 0 | 0 | 0 | 0 | 0 | 11 | 0 | 3 | 0 | 4 | 1 |
| Driving Under Influence | 59 | 0 | 83 | 0 | 38 | 0 | 151 | 0 | 77 | 1 | 101 | 1 |
| Drunkenness | 28 | 0 | 84 | 0 | 17 | 0 | 87 | 0 | 72 | 0 | 82 | 0 |
| Family Offenses, Nonforcible | 0 | 0 | 1 | 0 | 0 | 0 | 8 | 0 | 5 | 0 | 3 | 0 |
| Liquor Laws Violations | 2 | 0 | 5 | 6 | 0 | 0 | 6 | 0 | 2 | 0 | 8 | 5 |
| Peeping Tom | 0 | 0 | 0 | 0 | 0 | 0 | 0 | 0 | 0 | 0 | 0 | 0 |
| Runaway | 0 | 0 | 0 | 0 | 0 | 0 | 0 | 0 | 0 | 0 | 0 | 0 |
| Trespass of Real Property | 6 | 0 | 26 | 2 | 11 | 0 | 28 | 0 | 9 | 1 | 21 | 0 |
| Conspiracy | 0 | 0 | 5 | 0 | 1 | 0 | 0 | 0 | 0 | 0 | 1 | 0 |
| All Other (except Traffic) | 114 | 2 | 683 | 15 | 101 | 0 | 442 | 4 | 466 | 8 | 363 | 3 |
| TOTAL GROUP B | 219 | 2 | 925 | 23 | 173 | 0 | 744 | 4 | 634 | 10 | 642 | 10 |
| GRAND TOTAL | 350 | 9 | 1412 | 33 | 438 | 11 | 1400 | 14 | 1034 | 20 | 922 | 13 |

Adult and Juvenile Arrests By County, City and Other

| ARRESTS BY OFFENSE | Charles City | | Charlotte | | Chesterfield | | Clarke | | Craig | | Culpeper | |
|------------------------------|--------------|-----|-----------|-----|--------------|------|--------|-----|-------|-----|----------|-----|
| | Adult | Juv | Adult | Juv | Adult | Juv | Adult | Juv | Adult | Juv | Adult | Juv |
| Murder | 0 | 0 | 1 | 0 | 8 | 0 | 0 | 0 | 0 | 0 | 0 | 0 |
| Negligent Manslaughter | 0 | 0 | 0 | 0 | 0 | 0 | 0 | 0 | 0 | 0 | 0 | 0 |
| Kidnaping | 1 | 0 | 0 | 0 | 47 | 8 | 0 | 0 | 0 | 0 | 6 | 0 |
| Sex Offenses, Forcible | 0 | 0 | 1 | 0 | 59 | 24 | 1 | 0 | 0 | 0 | 5 | 5 |
| Robbery | 0 | 0 | 1 | 0 | 66 | 6 | 0 | 0 | 0 | 0 | 3 | 0 |
| Aggravated Assault | 4 | 0 | 6 | 0 | 127 | 16 | 1 | 0 | 5 | 0 | 16 | 2 |
| Simple Assault/Intimidation | 22 | 0 | 78 | 3 | 1185 | 867 | 26 | 4 | 17 | 0 | 248 | 24 |
| Arson | 0 | 0 | 0 | 0 | 12 | 19 | 0 | 0 | 0 | 0 | 0 | 2 |
| Extortion/Blackmail | 0 | 0 | 0 | 0 | 0 | 0 | 0 | 0 | 0 | 0 | 0 | 0 |
| Burglary | 2 | 0 | 6 | 0 | 170 | 58 | 5 | 1 | 0 | 0 | 16 | 2 |
| Larceny | 7 | 0 | 14 | 0 | 1409 | 486 | 18 | 2 | 8 | 0 | 237 | 15 |
| Motor Vehicle Theft | 0 | 0 | 1 | 0 | 0 | 0 | 1 | 1 | 1 | 0 | 14 | 0 |
| Counterfeiting/Forgery | 0 | 0 | 2 | 0 | 124 | 10 | 1 | 0 | 0 | 0 | 9 | 0 |
| Fraud | 0 | 0 | 0 | 0 | 292 | 25 | 2 | 0 | 0 | 0 | 51 | 0 |
| Embezzlement | 0 | 0 | 0 | 0 | 110 | 4 | 0 | 0 | 0 | 0 | 4 | 0 |
| Stolen Property | 0 | 0 | 0 | 0 | 59 | 18 | 1 | 0 | 0 | 0 | 5 | 1 |
| Vandalism | 2 | 0 | 6 | 0 | 125 | 151 | 3 | 0 | 2 | 0 | 31 | 4 |
| Drug/Narcotic Offenses | 6 | 0 | 32 | 1 | 2131 | 320 | 27 | 4 | 0 | 0 | 295 | 17 |
| Sex Offenses, Nonforcible | 0 | 0 | 0 | 0 | 4 | 2 | 0 | 0 | 0 | 0 | 0 | 0 |
| Pornography | 0 | 0 | 0 | 0 | 8 | 1 | 0 | 0 | 0 | 0 | 1 | 1 |
| Gambling | 0 | 0 | 0 | 0 | 0 | 0 | 0 | 0 | 0 | 0 | 0 | 0 |
| Prostitution | 0 | 0 | 0 | 0 | 39 | 0 | 0 | 0 | 0 | 0 | 0 | 0 |
| Bribery | 0 | 0 | 0 | 0 | 2 | 0 | 0 | 0 | 0 | 0 | 0 | 0 |
| Weapon Law Violations | 1 | 0 | 0 | 0 | 222 | 46 | 2 | 2 | 4 | 0 | 8 | 1 |
| TOTAL GROUP A | 45 | 0 | 148 | 4 | 6199 | 2061 | 88 | 14 | 37 | 0 | 949 | 74 |
| Bad Checks | 0 | 0 | 25 | 0 | 32 | 0 | 1 | 0 | 4 | 0 | 3 | 0 |
| Curfew/Loitering/Vagrancy | 0 | 0 | 0 | 0 | 1 | 231 | 0 | 0 | 0 | 0 | 0 | 0 |
| Disorderly Conduct | 0 | 0 | 3 | 1 | 529 | 123 | 1 | 0 | 1 | 0 | 13 | 9 |
| Driving Under Influence | 11 | 0 | 61 | 0 | 1055 | 8 | 52 | 0 | 23 | 0 | 160 | 0 |
| Drunkenness | 3 | 0 | 37 | 0 | 12 | 4 | 39 | 1 | 13 | 0 | 190 | 2 |
| Family Offenses, Nonforcible | 0 | 0 | 0 | 0 | 35 | 0 | 0 | 0 | 0 | 0 | 23 | 0 |
| Liquor Laws Violations | 0 | 0 | 0 | 0 | 189 | 77 | 8 | 3 | 1 | 0 | 32 | 12 |
| Peeping Tom | 0 | 0 | 0 | 0 | 0 | 0 | 0 | 0 | 0 | 0 | 0 | 0 |
| Runaway | 0 | 0 | 0 | 0 | 0 | 326 | 0 | 0 | 0 | 0 | 0 | 1 |
| Trespass of Real Property | 0 | 0 | 9 | 0 | 145 | 76 | 3 | 1 | 6 | 0 | 37 | 0 |
| Conspiracy | 0 | 0 | 0 | 0 | 0 | 0 | 0 | 0 | 0 | 0 | 0 | 0 |
| All Other (except Traffic) | 24 | 1 | 103 | 0 | 3046 | 444 | 80 | 24 | 64 | 0 | 699 | 13 |
| TOTAL GROUP B | 38 | 1 | 238 | 1 | 5044 | 1289 | 184 | 29 | 112 | 0 | 1157 | 37 |
| GRAND TOTAL | 83 | 1 | 386 | 5 | 11243 | 3350 | 272 | 43 | 149 | 0 | 2106 | 111 |

Adult and Juvenile Arrests By County, City and Other

| ARRESTS BY OFFENSE | Cumberland | | Dickenson | | Dinwiddie | | Essex | | Fairfax | | Fauquier | |
|------------------------------|------------|-----|-----------|-----|-----------|-----|-------|-----|---------|------|----------|-----|
| | Adult | Juv | Adult | Juv | Adult | Juv | Adult | Juv | Adult | Juv | Adult | Juv |
| Murder | 0 | 0 | 0 | 0 | 3 | 0 | 1 | 0 | 11 | 0 | 2 | 0 |
| Negligent Manslaughter | 0 | 0 | 0 | 0 | 0 | 0 | 0 | 0 | 0 | 0 | 0 | 0 |
| Kidnaping | 0 | 0 | 0 | 0 | 3 | 0 | 2 | 0 | 100 | 0 | 5 | 0 |
| Sex Offenses, Forcible | 2 | 0 | 2 | 0 | 6 | 0 | 4 | 0 | 68 | 18 | 8 | 4 |
| Robbery | 0 | 0 | 0 | 0 | 7 | 0 | 0 | 0 | 125 | 36 | 7 | 2 |
| Aggravated Assault | 1 | 0 | 11 | 0 | 11 | 0 | 15 | 0 | 275 | 22 | 18 | 2 |
| Simple Assault/Intimidation | 64 | 3 | 50 | 0 | 77 | 18 | 60 | 3 | 1966 | 283 | 195 | 12 |
| Arson | 0 | 0 | 1 | 0 | 2 | 0 | 0 | 0 | 2 | 1 | 0 | 0 |
| Extortion/Blackmail | 0 | 0 | 0 | 0 | 0 | 0 | 0 | 0 | 3 | 0 | 0 | 0 |
| Burglary | 2 | 0 | 3 | 0 | 37 | 4 | 11 | 0 | 209 | 58 | 13 | 2 |
| Larceny | 10 | 0 | 63 | 0 | 66 | 8 | 52 | 2 | 2856 | 575 | 89 | 1 |
| Motor Vehicle Theft | 1 | 1 | 1 | 0 | 8 | 1 | 1 | 0 | 92 | 26 | 2 | 0 |
| Counterfeiting/Forgery | 2 | 0 | 0 | 0 | 7 | 0 | 2 | 0 | 210 | 4 | 7 | 2 |
| Fraud | 1 | 0 | 8 | 0 | 19 | 0 | 5 | 0 | 485 | 23 | 48 | 0 |
| Embezzlement | 1 | 0 | 1 | 0 | 5 | 0 | 1 | 0 | 212 | 2 | 4 | 0 |
| Stolen Property | 1 | 0 | 2 | 0 | 5 | 1 | 1 | 0 | 75 | 32 | 4 | 1 |
| Vandalism | 5 | 2 | 10 | 0 | 9 | 3 | 8 | 0 | 210 | 183 | 28 | 1 |
| Drug/Narcotic Offenses | 37 | 5 | 32 | 0 | 132 | 6 | 74 | 0 | 3433 | 444 | 475 | 4 |
| Sex Offenses, Nonforcible | 0 | 0 | 0 | 0 | 0 | 0 | 0 | 0 | 7 | 0 | 1 | 0 |
| Pornography | 0 | 0 | 2 | 0 | 0 | 2 | 0 | 0 | 26 | 5 | 0 | 0 |
| Gambling | 0 | 0 | 0 | 0 | 0 | 0 | 0 | 0 | 18 | 2 | 0 | 0 |
| Prostitution | 0 | 0 | 0 | 0 | 0 | 0 | 0 | 0 | 143 | 1 | 0 | 0 |
| Bribery | 0 | 0 | 0 | 0 | 0 | 0 | 0 | 0 | 1 | 0 | 1 | 0 |
| Weapon Law Violations | 1 | 0 | 6 | 0 | 16 | 5 | 3 | 0 | 85 | 22 | 21 | 0 |
| TOTAL GROUP A | 128 | 11 | 192 | 0 | 413 | 48 | 240 | 5 | 10612 | 1737 | 928 | 31 |
| Bad Checks | 9 | 0 | 6 | 0 | 12 | 0 | 9 | 0 | 34 | 0 | 9 | 0 |
| Curfew/Loitering/Vagrancy | 0 | 0 | 0 | 0 | 0 | 0 | 0 | 0 | 2 | 1 | 0 | 0 |
| Disorderly Conduct | 4 | 0 | 1 | 0 | 3 | 2 | 4 | 0 | 190 | 80 | 16 | 0 |
| Driving Under Influence | 31 | 0 | 62 | 0 | 47 | 0 | 17 | 0 | 3081 | 22 | 307 | 0 |
| Drunkenness | 10 | 1 | 78 | 4 | 28 | 0 | 18 | 0 | 3060 | 55 | 199 | 0 |
| Family Offenses, Nonforcible | 0 | 0 | 8 | 0 | 2 | 2 | 2 | 0 | 61 | 10 | 10 | 0 |
| Liquor Laws Violations | 2 | 0 | 18 | 1 | 4 | 1 | 3 | 3 | 850 | 256 | 21 | 3 |
| Peeping Tom | 0 | 0 | 0 | 0 | 0 | 0 | 0 | 0 | 4 | 0 | 1 | 0 |
| Runaway | 0 | 0 | 0 | 0 | 0 | 1 | 0 | 0 | 0 | 1094 | 0 | 0 |
| Trespass of Real Property | 13 | 0 | 7 | 0 | 20 | 0 | 10 | 0 | 522 | 156 | 28 | 0 |
| Conspiracy | 0 | 0 | 1 | 0 | 0 | 0 | 0 | 0 | 6 | 1 | 0 | 1 |
| All Other (except Traffic) | 125 | 1 | 407 | 7 | 75 | 2 | 172 | 0 | 4747 | 401 | 692 | 17 |
| TOTAL GROUP B | 194 | 2 | 588 | 12 | 191 | 8 | 235 | 3 | 12557 | 2076 | 1283 | 21 |
| GRAND TOTAL | 322 | 13 | 780 | 12 | 604 | 56 | 475 | 8 | 23169 | 3813 | 2211 | 52 |

Adult and Juvenile Arrests By County, City and Other

| ARRESTS BY OFFENSE | Floyd | | Fluvanna | | Franklin | | Frederick | | Giles | | Gloucester | |
|------------------------------|-------|-----|----------|-----|----------|-----|-----------|-----|-------|-----|------------|-----|
| | Adult | Juv | Adult | Juv | Adult | Juv | Adult | Juv | Adult | Juv | Adult | Juv |
| Murder | 0 | 0 | 0 | 0 | 0 | 0 | 1 | 0 | 0 | 0 | 0 | 0 |
| Negligent Manslaughter | 0 | 0 | 0 | 0 | 0 | 0 | 0 | 0 | 0 | 0 | 0 | 0 |
| Kidnaping | 0 | 0 | 0 | 0 | 0 | 0 | 11 | 0 | 0 | 0 | 3 | 0 |
| Sex Offenses, Forcible | 0 | 0 | 0 | 0 | 9 | 1 | 8 | 1 | 4 | 0 | 1 | 0 |
| Robbery | 0 | 0 | 0 | 0 | 1 | 0 | 7 | 0 | 3 | 0 | 2 | 0 |
| Aggravated Assault | 1 | 0 | 6 | 0 | 26 | 0 | 23 | 3 | 9 | 0 | 12 | 2 |
| Simple Assault/Intimidation | 5 | 2 | 43 | 1 | 192 | 33 | 262 | 50 | 71 | 3 | 142 | 18 |
| Arson | 0 | 0 | 0 | 0 | 0 | 0 | 3 | 1 | 0 | 0 | 0 | 0 |
| Extortion/Blackmail | 0 | 0 | 0 | 0 | 1 | 0 | 3 | 0 | 0 | 0 | 0 | 0 |
| Burglary | 1 | 0 | 4 | 1 | 29 | 2 | 38 | 7 | 5 | 0 | 37 | 12 |
| Larceny | 2 | 2 | 4 | 2 | 140 | 11 | 359 | 29 | 56 | 1 | 121 | 24 |
| Motor Vehicle Theft | 0 | 0 | 1 | 1 | 7 | 1 | 8 | 0 | 2 | 0 | 9 | 0 |
| Counterfeiting/Forgery | 0 | 0 | 0 | 0 | 13 | 0 | 18 | 0 | 2 | 0 | 2 | 0 |
| Fraud | 0 | 0 | 0 | 0 | 19 | 0 | 49 | 3 | 2 | 0 | 14 | 0 |
| Embezzlement | 0 | 0 | 1 | 0 | 2 | 0 | 15 | 0 | 3 | 0 | 5 | 0 |
| Stolen Property | 0 | 0 | 1 | 0 | 8 | 0 | 2 | 1 | 0 | 0 | 0 | 0 |
| Vandalism | 1 | 0 | 3 | 0 | 20 | 1 | 33 | 11 | 7 | 0 | 7 | 5 |
| Drug/Narcotic Offenses | 7 | 1 | 26 | 0 | 225 | 12 | 435 | 24 | 100 | 1 | 152 | 20 |
| Sex Offenses, Nonforcible | 0 | 0 | 0 | 0 | 1 | 0 | 1 | 0 | 0 | 0 | 1 | 0 |
| Pornography | 0 | 0 | 0 | 0 | 4 | 1 | 2 | 2 | 0 | 0 | 2 | 1 |
| Gambling | 0 | 0 | 0 | 0 | 0 | 0 | 0 | 0 | 0 | 0 | 0 | 0 |
| Prostitution | 0 | 0 | 0 | 0 | 5 | 0 | 0 | 0 | 0 | 0 | 0 | 0 |
| Bribery | 0 | 0 | 0 | 0 | 0 | 0 | 0 | 0 | 0 | 0 | 0 | 0 |
| Weapon Law Violations | 1 | 2 | 2 | 0 | 35 | 4 | 21 | 2 | 8 | 0 | 13 | 3 |
| TOTAL GROUP A | 18 | 7 | 91 | 5 | 737 | 66 | 1299 | 134 | 272 | 5 | 523 | 85 |
| Bad Checks | 0 | 0 | 0 | 0 | 47 | 0 | 14 | 0 | 11 | 0 | 4 | 0 |
| Curfew/Loitering/Vagrancy | 0 | 0 | 0 | 0 | 0 | 0 | 0 | 0 | 0 | 0 | 0 | 0 |
| Disorderly Conduct | 0 | 0 | 1 | 2 | 21 | 23 | 3 | 8 | 1 | 0 | 32 | 3 |
| Driving Under Influence | 20 | 0 | 87 | 0 | 214 | 2 | 271 | 0 | 61 | 0 | 135 | 0 |
| Drunkenness | 18 | 0 | 11 | 0 | 220 | 2 | 165 | 0 | 87 | 0 | 57 | 1 |
| Family Offenses, Nonforcible | 0 | 0 | 0 | 0 | 4 | 0 | 10 | 0 | 10 | 0 | 4 | 0 |
| Liquor Laws Violations | 2 | 3 | 4 | 3 | 21 | 9 | 47 | 13 | 11 | 3 | 5 | 1 |
| Peeping Tom | 0 | 0 | 0 | 0 | 0 | 0 | 0 | 0 | 0 | 0 | 0 | 0 |
| Runaway | 0 | 0 | 0 | 0 | 0 | 0 | 0 | 0 | 0 | 0 | 0 | 0 |
| Trespass of Real Property | 1 | 0 | 5 | 0 | 38 | 1 | 21 | 0 | 14 | 0 | 11 | 3 |
| Conspiracy | 0 | 0 | 0 | 0 | 1 | 0 | 0 | 0 | 0 | 0 | 0 | 0 |
| All Other (except Traffic) | 26 | 1 | 34 | 6 | 1214 | 120 | 1016 | 196 | 219 | 1 | 115 | 2 |
| TOTAL GROUP B | 67 | 4 | 142 | 11 | 1780 | 157 | 1547 | 217 | 414 | 4 | 363 | 10 |
| GRAND TOTAL | 85 | 11 | 233 | 16 | 2517 | 223 | 2846 | 351 | 686 | 9 | 886 | 95 |

Adult and Juvenile Arrests By County, City and Other

| ARRESTS BY OFFENSE | Goochland | | Grayson | | Greene | | Greenville | | Halifax | | Hanover | |
|------------------------------|-----------|-----|---------|-----|--------|-----|------------|-----|---------|-----|---------|-----|
| | Adult | Juv | Adult | Juv | Adult | Juv | Adult | Juv | Adult | Juv | Adult | Juv |
| Murder | 1 | 0 | 0 | 0 | 0 | 0 | 0 | 0 | 0 | 0 | 1 | 0 |
| Negligent Manslaughter | 0 | 0 | 0 | 0 | 0 | 0 | 0 | 0 | 0 | 0 | 0 | 0 |
| Kidnaping | 0 | 0 | 2 | 0 | 0 | 0 | 0 | 0 | 2 | 0 | 12 | 0 |
| Sex Offenses, Forcible | 1 | 0 | 1 | 0 | 0 | 0 | 1 | 0 | 8 | 2 | 20 | 5 |
| Robbery | 3 | 0 | 2 | 0 | 1 | 0 | 0 | 0 | 6 | 1 | 9 | 6 |
| Aggravated Assault | 1 | 0 | 8 | 0 | 6 | 0 | 3 | 0 | 31 | 0 | 50 | 3 |
| Simple Assault/Intimidation | 39 | 0 | 44 | 0 | 59 | 14 | 30 | 0 | 148 | 11 | 313 | 51 |
| Arson | 0 | 0 | 0 | 0 | 0 | 1 | 0 | 0 | 1 | 0 | 0 | 2 |
| Extortion/Blackmail | 0 | 0 | 0 | 0 | 0 | 0 | 0 | 0 | 1 | 0 | 1 | 0 |
| Burglary | 6 | 0 | 9 | 0 | 5 | 2 | 3 | 0 | 15 | 0 | 37 | 2 |
| Larceny | 12 | 0 | 16 | 0 | 76 | 9 | 4 | 0 | 138 | 12 | 420 | 55 |
| Motor Vehicle Theft | 4 | 0 | 0 | 0 | 1 | 1 | 0 | 0 | 3 | 1 | 8 | 2 |
| Counterfeiting/Forgery | 1 | 0 | 3 | 0 | 0 | 0 | 0 | 0 | 7 | 0 | 42 | 0 |
| Fraud | 0 | 0 | 3 | 0 | 7 | 0 | 0 | 0 | 4 | 0 | 159 | 2 |
| Embezzlement | 4 | 0 | 0 | 0 | 4 | 0 | 1 | 0 | 6 | 0 | 25 | 0 |
| Stolen Property | 2 | 0 | 3 | 0 | 0 | 0 | 0 | 0 | 3 | 0 | 10 | 0 |
| Vandalism | 2 | 0 | 4 | 0 | 9 | 1 | 3 | 0 | 22 | 0 | 26 | 32 |
| Drug/Narcotic Offenses | 43 | 0 | 35 | 2 | 34 | 11 | 73 | 0 | 247 | 8 | 617 | 50 |
| Sex Offenses, Nonforcible | 0 | 0 | 1 | 0 | 0 | 0 | 0 | 0 | 0 | 0 | 3 | 0 |
| Pornography | 0 | 0 | 1 | 1 | 1 | 0 | 0 | 0 | 0 | 0 | 6 | 1 |
| Gambling | 0 | 0 | 0 | 0 | 0 | 0 | 0 | 0 | 0 | 0 | 0 | 0 |
| Prostitution | 0 | 0 | 0 | 0 | 0 | 0 | 0 | 0 | 0 | 0 | 16 | 0 |
| Bribery | 0 | 0 | 0 | 0 | 0 | 0 | 0 | 0 | 0 | 0 | 0 | 0 |
| Weapon Law Violations | 1 | 1 | 4 | 1 | 3 | 0 | 5 | 0 | 21 | 1 | 39 | 7 |
| TOTAL GROUP A | 120 | 1 | 136 | 4 | 206 | 39 | 123 | 0 | 663 | 36 | 1814 | 218 |
| Bad Checks | 3 | 0 | 0 | 0 | 1 | 0 | 0 | 0 | 5 | 0 | 19 | 0 |
| Curfew/Loitering/Vagrancy | 0 | 0 | 0 | 0 | 0 | 0 | 0 | 0 | 0 | 0 | 0 | 1 |
| Disorderly Conduct | 3 | 0 | 1 | 1 | 6 | 0 | 5 | 1 | 14 | 2 | 10 | 0 |
| Driving Under Influence | 71 | 0 | 34 | 1 | 31 | 1 | 44 | 0 | 136 | 0 | 382 | 3 |
| Drunkenness | 15 | 0 | 32 | 0 | 29 | 0 | 5 | 0 | 155 | 1 | 172 | 0 |
| Family Offenses, Nonforcible | 1 | 0 | 1 | 0 | 0 | 1 | 0 | 0 | 0 | 0 | 8 | 0 |
| Liquor Laws Violations | 2 | 0 | 3 | 0 | 2 | 8 | 1 | 0 | 7 | 1 | 126 | 35 |
| Peeping Tom | 0 | 0 | 0 | 0 | 0 | 0 | 0 | 0 | 0 | 0 | 0 | 0 |
| Runaway | 0 | 0 | 0 | 1 | 0 | 0 | 0 | 0 | 0 | 0 | 0 | 0 |
| Trespass of Real Property | 1 | 0 | 10 | 0 | 5 | 0 | 0 | 2 | 28 | 2 | 37 | 6 |
| Conspiracy | 0 | 0 | 0 | 0 | 0 | 0 | 0 | 0 | 0 | 0 | 5 | 0 |
| All Other (except Traffic) | 94 | 0 | 73 | 4 | 136 | 5 | 101 | 1 | 447 | 8 | 1534 | 16 |
| TOTAL GROUP B | 190 | 0 | 154 | 7 | 210 | 15 | 156 | 4 | 792 | 14 | 2293 | 61 |
| GRAND TOTAL | 310 | 1 | 290 | 11 | 416 | 54 | 279 | 4 | 1455 | 50 | 4107 | 279 |

Adult and Juvenile Arrests By County, City and Other

| ARRESTS BY OFFENSE | Henrico | | Henry | | Highland | | Isle of Wight | | James City | | King & Queen | |
|------------------------------|-------------|------------|-------------|-----------|----------|----------|---------------|-----------|-------------|------------|--------------|----------|
| | Adult | Juv | Adult | Juv | Adult | Juv | Adult | Juv | Adult | Juv | Adult | Juv |
| Murder | 5 | 0 | 3 | 0 | 0 | 0 | 0 | 0 | 3 | 0 | 0 | 0 |
| Negligent Manslaughter | 0 | 0 | 0 | 0 | 0 | 0 | 0 | 0 | 0 | 0 | 0 | 0 |
| Kidnaping | 5 | 0 | 7 | 0 | 0 | 0 | 7 | 0 | 10 | 0 | 0 | 0 |
| Sex Offenses, Forcible | 6 | 4 | 6 | 3 | 0 | 0 | 5 | 1 | 3 | 1 | 0 | 0 |
| Robbery | 18 | 6 | 11 | 8 | 0 | 0 | 0 | 0 | 0 | 1 | 0 | 0 |
| Aggravated Assault | 61 | 7 | 42 | 2 | 0 | 0 | 11 | 1 | 19 | 3 | 6 | 0 |
| Simple Assault/Intimidation | 307 | 126 | 358 | 12 | 0 | 0 | 82 | 3 | 186 | 58 | 29 | 1 |
| Arson | 0 | 3 | 0 | 0 | 0 | 0 | 1 | 0 | 5 | 4 | 0 | 0 |
| Extortion/Blackmail | 1 | 0 | 0 | 0 | 0 | 0 | 0 | 0 | 0 | 0 | 0 | 0 |
| Burglary | 65 | 14 | 54 | 5 | 0 | 0 | 5 | 2 | 27 | 9 | 0 | 0 |
| Larceny | 839 | 265 | 274 | 6 | 0 | 0 | 33 | 3 | 135 | 40 | 3 | 0 |
| Motor Vehicle Theft | 9 | 1 | 13 | 2 | 0 | 0 | 3 | 1 | 0 | 0 | 6 | 0 |
| Counterfeiting/Forgery | 11 | 0 | 12 | 0 | 0 | 0 | 2 | 0 | 16 | 0 | 2 | 0 |
| Fraud | 61 | 1 | 48 | 2 | 0 | 0 | 8 | 0 | 18 | 4 | 1 | 0 |
| Embezzlement | 30 | 1 | 18 | 0 | 0 | 0 | 3 | 0 | 20 | 0 | 0 | 0 |
| Stolen Property | 13 | 2 | 0 | 0 | 0 | 0 | 3 | 1 | 3 | 0 | 0 | 0 |
| Vandalism | 51 | 19 | 33 | 1 | 0 | 0 | 5 | 0 | 19 | 11 | 3 | 0 |
| Drug/Narcotic Offenses | 698 | 36 | 123 | 1 | 2 | 0 | 108 | 7 | 120 | 43 | 9 | 2 |
| Sex Offenses, Nonforcible | 1 | 0 | 1 | 0 | 0 | 0 | 0 | 0 | 2 | 0 | 0 | 0 |
| Pornography | 0 | 0 | 1 | 0 | 0 | 0 | 1 | 0 | 0 | 2 | 0 | 0 |
| Gambling | 0 | 0 | 0 | 0 | 0 | 0 | 0 | 0 | 0 | 0 | 0 | 0 |
| Prostitution | 138 | 0 | 2 | 0 | 0 | 0 | 0 | 0 | 0 | 0 | 0 | 0 |
| Bribery | 1 | 0 | 0 | 0 | 0 | 0 | 0 | 0 | 0 | 0 | 0 | 0 |
| Weapon Law Violations | 60 | 8 | 26 | 0 | 1 | 0 | 13 | 1 | 20 | 2 | 2 | 0 |
| TOTAL GROUP A | 2380 | 493 | 1032 | 42 | 3 | 0 | 290 | 20 | 606 | 178 | 61 | 3 |
| Bad Checks | 2 | 0 | 5 | 0 | 0 | 0 | 1 | 0 | 3 | 0 | 1 | 0 |
| Curfew/Loitering/Vagrancy | 0 | 14 | 0 | 0 | 0 | 0 | 0 | 0 | 0 | 14 | 0 | 0 |
| Disorderly Conduct | 11 | 81 | 5 | 0 | 0 | 0 | 3 | 0 | 2 | 15 | 1 | 1 |
| Driving Under Influence | 334 | 1 | 79 | 1 | 4 | 0 | 111 | 0 | 192 | 6 | 33 | 0 |
| Drunkenness | 106 | 1 | 283 | 1 | 0 | 0 | 37 | 0 | 49 | 1 | 6 | 0 |
| Family Offenses, Nonforcible | 4 | 0 | 1 | 0 | 0 | 0 | 8 | 0 | 3 | 0 | 2 | 0 |
| Liquor Laws Violations | 83 | 25 | 2 | 0 | 0 | 0 | 12 | 6 | 38 | 27 | 0 | 0 |
| Peeping Tom | 0 | 0 | 0 | 0 | 0 | 0 | 0 | 0 | 0 | 0 | 1 | 0 |
| Runaway | 0 | 0 | 0 | 1 | 0 | 0 | 0 | 0 | 0 | 35 | 0 | 0 |
| Trespass of Real Property | 67 | 19 | 19 | 0 | 0 | 0 | 10 | 0 | 15 | 3 | 4 | 0 |
| Conspiracy | 6 | 0 | 1 | 0 | 0 | 0 | 0 | 0 | 0 | 0 | 1 | 0 |
| All Other (except Traffic) | 804 | 55 | 616 | 14 | 1 | 0 | 82 | 0 | 92 | 4 | 27 | 0 |
| TOTAL GROUP B | 1417 | 196 | 1011 | 17 | 5 | 0 | 264 | 6 | 394 | 105 | 76 | 1 |
| GRANDTOTAL | 3797 | 689 | 2043 | 59 | 8 | 0 | 554 | 26 | 1000 | 283 | 137 | 4 |

Adult and Juvenile Arrests By County, City and Other

| ARRESTS BY OFFENSE | King George | | King William | | Lancaster | | Lee | | Loudoun | | Louisa | |
|------------------------------|-------------|-----------|--------------|-----------|------------|-----------|------------|----------|-------------|------------|------------|-----------|
| | Adult | Juv | Adult | Juv | Adult | Juv | Adult | Juv | Adult | Juv | Adult | Juv |
| Murder | 0 | 0 | 1 | 0 | 0 | 0 | 3 | 0 | 3 | 0 | 1 | 0 |
| Negligent Manslaughter | 0 | 0 | 0 | 0 | 0 | 0 | 0 | 0 | 0 | 0 | 0 | 0 |
| Kidnaping | 0 | 0 | 1 | 0 | 0 | 0 | 1 | 0 | 10 | 1 | 1 | 0 |
| Sex Offenses, Forcible | 0 | 1 | 3 | 3 | 0 | 0 | 0 | 0 | 13 | 3 | 0 | 0 |
| Robbery | 0 | 0 | 0 | 0 | 0 | 0 | 1 | 0 | 21 | 5 | 0 | 0 |
| Aggravated Assault | 7 | 0 | 4 | 0 | 6 | 0 | 13 | 0 | 66 | 4 | 13 | 0 |
| Simple Assault/Intimidation | 49 | 2 | 67 | 6 | 32 | 2 | 110 | 0 | 431 | 13 | 90 | 0 |
| Arson | 0 | 0 | 0 | 0 | 0 | 0 | 0 | 0 | 1 | 0 | 1 | 0 |
| Extortion/Blackmail | 0 | 0 | 0 | 0 | 0 | 0 | 0 | 0 | 2 | 0 | 0 | 0 |
| Burglary | 6 | 1 | 7 | 1 | 0 | 0 | 18 | 0 | 44 | 1 | 2 | 0 |
| Larceny | 74 | 14 | 22 | 2 | 6 | 0 | 64 | 0 | 638 | 44 | 50 | 3 |
| Motor Vehicle Theft | 0 | 0 | 1 | 6 | 0 | 0 | 0 | 0 | 15 | 3 | 1 | 0 |
| Counterfeiting/Forgery | 3 | 0 | 0 | 0 | 0 | 0 | 1 | 0 | 18 | 0 | 0 | 0 |
| Fraud | 13 | 0 | 7 | 0 | 1 | 0 | 4 | 0 | 91 | 3 | 4 | 0 |
| Embezzlement | 8 | 0 | 1 | 0 | 1 | 0 | 0 | 0 | 53 | 1 | 0 | 0 |
| Stolen Property | 1 | 0 | 0 | 0 | 0 | 0 | 3 | 0 | 5 | 1 | 0 | 0 |
| Vandalism | 4 | 0 | 3 | 0 | 0 | 2 | 1 | 0 | 36 | 3 | 3 | 0 |
| Drug/Narcotic Offenses | 88 | 0 | 15 | 3 | 8 | 1 | 10 | 0 | 679 | 33 | 84 | 2 |
| Sex Offenses, Nonforcible | 0 | 0 | 0 | 0 | 0 | 0 | 0 | 0 | 2 | 0 | 1 | 0 |
| Pornography | 0 | 0 | 1 | 0 | 0 | 0 | 0 | 0 | 7 | 0 | 0 | 0 |
| Gambling | 0 | 0 | 0 | 0 | 0 | 0 | 0 | 0 | 0 | 0 | 0 | 0 |
| Prostitution | 0 | 0 | 0 | 0 | 0 | 0 | 3 | 0 | 15 | 0 | 0 | 0 |
| Bribery | 0 | 0 | 0 | 0 | 0 | 0 | 0 | 0 | 0 | 0 | 0 | 0 |
| Weapon Law Violations | 9 | 1 | 3 | 0 | 3 | 0 | 2 | 0 | 27 | 1 | 10 | 0 |
| TOTAL GROUP A | 262 | 19 | 136 | 21 | 57 | 5 | 234 | 0 | 2177 | 116 | 261 | 5 |
| Bad Checks | 0 | 0 | 0 | 0 | 2 | 0 | 9 | 0 | 23 | 0 | 0 | 0 |
| Curfew/Loitering/Vagrancy | 0 | 0 | 0 | 0 | 0 | 0 | 0 | 0 | 0 | 8 | 0 | 0 |
| Disorderly Conduct | 5 | 0 | 1 | 1 | 3 | 0 | 2 | 0 | 38 | 0 | 4 | 0 |
| Driving Under Influence | 76 | 0 | 34 | 1 | 13 | 0 | 60 | 0 | 687 | 3 | 101 | 0 |
| Drunkenness | 34 | 0 | 21 | 0 | 14 | 0 | 98 | 0 | 616 | 6 | 85 | 3 |
| Family Offenses, Nonforcible | 0 | 0 | 0 | 0 | 0 | 0 | 4 | 0 | 12 | 1 | 1 | 0 |
| Liquor Laws Violations | 8 | 6 | 4 | 5 | 0 | 0 | 0 | 0 | 158 | 19 | 10 | 1 |
| Peeping Tom | 0 | 0 | 0 | 0 | 0 | 0 | 0 | 0 | 1 | 1 | 0 | 0 |
| Runaway | 0 | 0 | 0 | 0 | 0 | 0 | 0 | 0 | 0 | 121 | 0 | 0 |
| Trespass of Real Property | 4 | 0 | 8 | 0 | 0 | 0 | 21 | 0 | 81 | 5 | 13 | 0 |
| Conspiracy | 0 | 0 | 0 | 0 | 0 | 0 | 0 | 0 | 5 | 0 | 0 | 0 |
| All Other (except Traffic) | 224 | 11 | 67 | 1 | 110 | 6 | 386 | 1 | 1889 | 224 | 35 | 1 |
| TOTAL GROUP B | 351 | 17 | 135 | 8 | 142 | 6 | 580 | 1 | 3510 | 388 | 249 | 5 |
| GRAND TOTAL | 613 | 36 | 271 | 29 | 199 | 11 | 814 | 1 | 5687 | 504 | 510 | 10 |

Adult and Juvenile Arrests By County, City and Other

| ARRESTS BY OFFENSE | Lunenburg | | Madison | | Mathews | | Mecklenburg | | Middlesex | | Montgomery | |
|------------------------------|-----------|-----|---------|-----|---------|-----|-------------|-----|-----------|-----|------------|-----|
| | Adult | Juv | Adult | Juv | Adult | Juv | Adult | Juv | Adult | Juv | Adult | Juv |
| Murder | 0 | 0 | 0 | 0 | 0 | 0 | 4 | 0 | 0 | 0 | 1 | 0 |
| Negligent Manslaughter | 0 | 0 | 0 | 0 | 0 | 0 | 0 | 0 | 0 | 0 | 0 | 0 |
| Kidnaping | 0 | 0 | 0 | 0 | 0 | 0 | 3 | 1 | 0 | 0 | 3 | 0 |
| Sex Offenses, Forcible | 2 | 0 | 2 | 0 | 0 | 0 | 8 | 2 | 0 | 0 | 13 | 2 |
| Robbery | 0 | 0 | 0 | 0 | 0 | 0 | 6 | 0 | 0 | 0 | 5 | 3 |
| Aggravated Assault | 10 | 1 | 0 | 0 | 0 | 0 | 24 | 1 | 1 | 0 | 37 | 3 |
| Simple Assault/Intimidation | 39 | 6 | 48 | 3 | 16 | 0 | 69 | 5 | 16 | 1 | 333 | 15 |
| Arson | 0 | 0 | 0 | 0 | 0 | 0 | 0 | 0 | 0 | 0 | 6 | 3 |
| Extortion/Blackmail | 0 | 0 | 0 | 0 | 0 | 0 | 0 | 0 | 0 | 0 | 0 | 0 |
| Burglary | 3 | 1 | 1 | 0 | 13 | 0 | 11 | 10 | 2 | 2 | 36 | 0 |
| Larceny | 11 | 2 | 6 | 1 | 20 | 0 | 127 | 21 | 7 | 2 | 248 | 16 |
| Motor Vehicle Theft | 1 | 0 | 4 | 0 | 1 | 0 | 6 | 0 | 0 | 0 | 8 | 0 |
| Counterfeiting/Forgery | 0 | 0 | 0 | 0 | 0 | 0 | 5 | 0 | 0 | 0 | 8 | 0 |
| Fraud | 0 | 0 | 1 | 0 | 2 | 0 | 5 | 0 | 0 | 0 | 20 | 0 |
| Embezzlement | 1 | 0 | 0 | 0 | 0 | 0 | 4 | 0 | 0 | 0 | 6 | 0 |
| Stolen Property | 1 | 0 | 0 | 0 | 0 | 0 | 3 | 1 | 1 | 0 | 8 | 0 |
| Vandalism | 3 | 0 | 5 | 1 | 7 | 0 | 14 | 1 | 0 | 0 | 42 | 2 |
| Drug/Narcotic Offenses | 56 | 1 | 19 | 3 | 89 | 2 | 238 | 8 | 4 | 0 | 288 | 12 |
| Sex Offenses, Nonforcible | 2 | 0 | 0 | 0 | 0 | 0 | 0 | 0 | 0 | 0 | 0 | 0 |
| Pornography | 0 | 0 | 0 | 1 | 0 | 0 | 0 | 0 | 0 | 0 | 5 | 0 |
| Gambling | 0 | 0 | 0 | 0 | 0 | 0 | 0 | 0 | 0 | 0 | 0 | 0 |
| Prostitution | 0 | 0 | 0 | 0 | 0 | 0 | 0 | 0 | 0 | 0 | 2 | 0 |
| Bribery | 0 | 0 | 0 | 0 | 0 | 0 | 0 | 0 | 0 | 0 | 0 | 0 |
| Weapon Law Violations | 5 | 0 | 1 | 0 | 3 | 0 | 11 | 1 | 0 | 0 | 24 | 1 |
| TOTAL GROUP A | 134 | 11 | 87 | 9 | 151 | 2 | 538 | 51 | 31 | 5 | 1093 | 57 |
| Bad Checks | 9 | 0 | 0 | 0 | 1 | 0 | 38 | 0 | 0 | 0 | 18 | 0 |
| Curfew/Loitering/Vagrancy | 0 | 0 | 0 | 0 | 0 | 0 | 0 | 0 | 0 | 0 | 0 | 0 |
| Disorderly Conduct | 3 | 1 | 0 | 0 | 0 | 0 | 9 | 1 | 0 | 0 | 8 | 1 |
| Driving Under Influence | 30 | 1 | 58 | 0 | 9 | 0 | 137 | 0 | 27 | 2 | 387 | 1 |
| Drunkenness | 5 | 0 | 12 | 0 | 2 | 0 | 76 | 1 | 9 | 0 | 586 | 4 |
| Family Offenses, Nonforcible | 1 | 0 | 0 | 0 | 0 | 0 | 2 | 0 | 0 | 0 | 3 | 0 |
| Liquor Laws Violations | 0 | 0 | 7 | 3 | 0 | 0 | 5 | 2 | 0 | 0 | 59 | 9 |
| Peeping Tom | 0 | 0 | 0 | 0 | 0 | 0 | 0 | 0 | 0 | 0 | 1 | 0 |
| Runaway | 0 | 0 | 0 | 1 | 0 | 0 | 0 | 0 | 0 | 0 | 0 | 0 |
| Trespass of Real Property | 7 | 0 | 2 | 0 | 0 | 0 | 16 | 0 | 4 | 0 | 33 | 0 |
| Conspiracy | 0 | 0 | 0 | 0 | 0 | 0 | 0 | 0 | 0 | 0 | 5 | 0 |
| All Other (except Traffic) | 36 | 1 | 69 | 0 | 8 | 1 | 302 | 6 | 21 | 0 | 775 | 13 |
| TOTAL GROUP B | 91 | 3 | 148 | 4 | 20 | 1 | 585 | 10 | 61 | 2 | 1875 | 28 |
| GRAND TOTAL | 225 | 14 | 235 | 13 | 171 | 3 | 1123 | 61 | 92 | 7 | 2968 | 85 |

Adult and Juvenile Arrests By County, City and Other

| ARRESTS BY OFFENSE | Nelson | | New Kent | | Northampton | | Northumberland | | Nottoway | | Orange | |
|------------------------------|--------|-----|----------|-----|-------------|-----|----------------|-----|----------|-----|--------|-----|
| | Adult | Juv | Adult | Juv | Adult | Juv | Adult | Juv | Adult | Juv | Adult | Juv |
| Murder | 0 | 0 | 0 | 0 | 0 | 0 | 0 | 0 | 0 | 0 | 0 | 0 |
| Negligent Manslaughter | 0 | 0 | 0 | 0 | 0 | 0 | 0 | 0 | 0 | 0 | 0 | 0 |
| Kidnaping | 3 | 0 | 0 | 0 | 1 | 0 | 3 | 0 | 0 | 0 | 0 | 0 |
| Sex Offenses, Forcible | 1 | 0 | 4 | 1 | 0 | 6 | 0 | 0 | 3 | 2 | 1 | 0 |
| Robbery | 0 | 0 | 3 | 1 | 1 | 1 | 0 | 0 | 3 | 1 | 5 | 0 |
| Aggravated Assault | 4 | 0 | 11 | 0 | 4 | 0 | 14 | 0 | 8 | 0 | 6 | 1 |
| Simple Assault/Intimidation | 27 | 3 | 52 | 17 | 61 | 5 | 44 | 0 | 53 | 3 | 65 | 12 |
| Arson | 0 | 0 | 0 | 0 | 0 | 0 | 0 | 0 | 0 | 0 | 0 | 0 |
| Extortion/Blackmail | 0 | 0 | 0 | 0 | 0 | 0 | 0 | 0 | 0 | 0 | 0 | 0 |
| Burglary | 0 | 0 | 10 | 0 | 4 | 0 | 5 | 0 | 7 | 0 | 7 | 1 |
| Larceny | 7 | 0 | 32 | 3 | 12 | 2 | 24 | 0 | 60 | 6 | 57 | 5 |
| Motor Vehicle Theft | 4 | 0 | 0 | 0 | 0 | 3 | 1 | 0 | 5 | 2 | 4 | 0 |
| Counterfeiting/Forgery | 1 | 0 | 4 | 0 | 1 | 0 | 0 | 0 | 8 | 0 | 4 | 0 |
| Fraud | 5 | 0 | 11 | 0 | 1 | 0 | 6 | 0 | 15 | 0 | 7 | 0 |
| Embezzlement | 0 | 0 | 9 | 0 | 0 | 0 | 0 | 0 | 3 | 0 | 7 | 0 |
| Stolen Property | 0 | 0 | 2 | 1 | 1 | 0 | 0 | 0 | 0 | 0 | 0 | 0 |
| Vandalism | 4 | 0 | 10 | 6 | 5 | 3 | 9 | 0 | 13 | 0 | 12 | 1 |
| Drug/Narcotic Offenses | 35 | 1 | 75 | 5 | 43 | 0 | 5 | 0 | 75 | 2 | 76 | 10 |
| Sex Offenses, Nonforcible | 0 | 0 | 0 | 0 | 1 | 0 | 0 | 0 | 0 | 0 | 0 | 0 |
| Pornography | 0 | 0 | 0 | 0 | 0 | 0 | 0 | 0 | 0 | 0 | 1 | 1 |
| Gambling | 0 | 0 | 0 | 0 | 0 | 0 | 0 | 0 | 0 | 0 | 0 | 0 |
| Prostitution | 0 | 0 | 0 | 0 | 0 | 0 | 0 | 0 | 0 | 0 | 0 | 0 |
| Bribery | 0 | 0 | 0 | 0 | 0 | 0 | 0 | 0 | 0 | 0 | 0 | 0 |
| Weapon Law Violations | 3 | 0 | 2 | 2 | 3 | 0 | 3 | 0 | 8 | 0 | 5 | 0 |
| TOTAL GROUP A | 94 | 4 | 225 | 36 | 138 | 20 | 114 | 0 | 261 | 16 | 257 | 31 |
| Bad Checks | 1 | 0 | 1 | 0 | 2 | 0 | 11 | 0 | 4 | 0 | 0 | 0 |
| Curfew/Loitering/Vagrancy | 0 | 0 | 0 | 0 | 0 | 0 | 0 | 0 | 0 | 0 | 0 | 0 |
| Disorderly Conduct | 2 | 0 | 0 | 1 | 3 | 0 | 2 | 0 | 5 | 0 | 2 | 0 |
| Driving Under Influence | 46 | 0 | 47 | 2 | 29 | 1 | 42 | 0 | 64 | 0 | 104 | 2 |
| Drunkenness | 13 | 1 | 19 | 1 | 32 | 0 | 16 | 0 | 47 | 1 | 92 | 0 |
| Family Offenses, Nonforcible | 2 | 0 | 1 | 0 | 2 | 0 | 1 | 0 | 0 | 0 | 1 | 0 |
| Liquor Laws Violations | 1 | 0 | 9 | 6 | 4 | 1 | 0 | 0 | 6 | 1 | 3 | 0 |
| Peeping Tom | 0 | 0 | 0 | 0 | 0 | 0 | 0 | 0 | 1 | 0 | 0 | 0 |
| Runaway | 0 | 0 | 0 | 0 | 0 | 0 | 0 | 0 | 0 | 3 | 0 | 1 |
| Trespass of Real Property | 2 | 0 | 10 | 0 | 8 | 2 | 4 | 0 | 17 | 0 | 17 | 2 |
| Conspiracy | 0 | 0 | 0 | 0 | 0 | 0 | 0 | 0 | 1 | 0 | 0 | 0 |
| All Other (except Traffic) | 15 | 0 | 281 | 7 | 122 | 0 | 138 | 0 | 221 | 2 | 159 | 14 |
| TOTAL GROUP B | 82 | 1 | 368 | 17 | 202 | 4 | 214 | 0 | 366 | 7 | 378 | 19 |
| GRAND TOTAL | 176 | 5 | 593 | 53 | 340 | 24 | 328 | 0 | 627 | 23 | 635 | 50 |

Adult and Juvenile Arrests By County, City and Other

| ARRESTS BY OFFENSE | Page | | Patrick | | Pittsylvania | | Powhatan | | Prince Edward | | Prince George | |
|------------------------------|-------|-----|---------|-----|--------------|-----|----------|-----|---------------|-----|---------------|-----|
| | Adult | Juv | Adult | Juv | Adult | Juv | Adult | Juv | Adult | Juv | Adult | Juv |
| Murder | 0 | 0 | 0 | 0 | 2 | 0 | 0 | 0 | 0 | 0 | 0 | 0 |
| Negligent Manslaughter | 0 | 0 | 0 | 0 | 0 | 0 | 0 | 0 | 0 | 0 | 0 | 0 |
| Kidnaping | 0 | 0 | 0 | 0 | 3 | 0 | 2 | 0 | 1 | 0 | 0 | 0 |
| Sex Offenses, Forcible | 2 | 0 | 1 | 0 | 8 | 0 | 1 | 2 | 3 | 0 | 4 | 3 |
| Robbery | 0 | 0 | 0 | 0 | 5 | 0 | 1 | 0 | 6 | 0 | 1 | 1 |
| Aggravated Assault | 2 | 0 | 11 | 0 | 16 | 1 | 3 | 1 | 14 | 1 | 12 | 4 |
| Simple Assault/Intimidation | 48 | 0 | 92 | 0 | 291 | 1 | 52 | 12 | 58 | 3 | 77 | 13 |
| Arson | 0 | 0 | 1 | 0 | 2 | 0 | 0 | 0 | 1 | 0 | 2 | 0 |
| Extortion/Blackmail | 0 | 0 | 0 | 0 | 0 | 0 | 0 | 0 | 0 | 0 | 0 | 0 |
| Burglary | 1 | 1 | 22 | 0 | 34 | 0 | 9 | 2 | 4 | 0 | 21 | 4 |
| Larceny | 29 | 4 | 41 | 0 | 85 | 6 | 38 | 10 | 87 | 4 | 32 | 6 |
| Motor Vehicle Theft | 1 | 0 | 2 | 0 | 3 | 1 | 3 | 2 | 1 | 0 | 0 | 0 |
| Counterfeiting/Forgery | 1 | 0 | 4 | 3 | 2 | 0 | 1 | 0 | 3 | 0 | 8 | 0 |
| Fraud | 4 | 0 | 7 | 0 | 3 | 0 | 17 | 0 | 1 | 0 | 10 | 2 |
| Embezzlement | 0 | 0 | 1 | 0 | 2 | 0 | 3 | 0 | 7 | 0 | 4 | 0 |
| Stolen Property | 0 | 0 | 2 | 0 | 0 | 0 | 1 | 0 | 0 | 0 | 3 | 0 |
| Vandalism | 2 | 0 | 7 | 0 | 25 | 0 | 6 | 3 | 14 | 2 | 8 | 0 |
| Drug/Narcotic Offenses | 110 | 4 | 42 | 0 | 89 | 4 | 67 | 12 | 93 | 3 | 117 | 13 |
| Sex Offenses, Nonforcible | 0 | 0 | 0 | 0 | 2 | 0 | 0 | 0 | 0 | 0 | 1 | 1 |
| Pornography | 0 | 0 | 0 | 0 | 1 | 0 | 0 | 0 | 0 | 0 | 1 | 0 |
| Gambling | 0 | 0 | 0 | 0 | 0 | 0 | 0 | 0 | 0 | 0 | 0 | 0 |
| Prostitution | 0 | 0 | 0 | 0 | 0 | 0 | 0 | 0 | 0 | 0 | 11 | 0 |
| Bribery | 0 | 0 | 0 | 0 | 0 | 0 | 0 | 0 | 0 | 0 | 0 | 0 |
| Weapon Law Violations | 3 | 0 | 12 | 0 | 25 | 0 | 10 | 2 | 9 | 0 | 12 | 1 |
| TOTAL GROUP A | 203 | 9 | 245 | 3 | 598 | 13 | 214 | 46 | 302 | 13 | 324 | 48 |
| Bad Checks | 1 | 0 | 18 | 0 | 11 | 0 | 2 | 0 | 2 | 0 | 9 | 0 |
| Curfew/Loitering/Vagrancy | 0 | 0 | 0 | 0 | 0 | 0 | 0 | 0 | 0 | 0 | 0 | 0 |
| Disorderly Conduct | 3 | 0 | 8 | 0 | 10 | 0 | 2 | 0 | 10 | 3 | 8 | 11 |
| Driving Under Influence | 135 | 1 | 29 | 1 | 95 | 0 | 56 | 0 | 138 | 0 | 53 | 0 |
| Drunkenness | 122 | 1 | 49 | 0 | 122 | 0 | 6 | 0 | 71 | 0 | 45 | 1 |
| Family Offenses, Nonforcible | 2 | 0 | 0 | 0 | 69 | 1 | 0 | 0 | 2 | 0 | 0 | 0 |
| Liquor Laws Violations | 8 | 1 | 2 | 0 | 13 | 0 | 7 | 8 | 32 | 2 | 4 | 0 |
| Peeping Tom | 0 | 0 | 0 | 0 | 0 | 0 | 0 | 0 | 0 | 0 | 0 | 0 |
| Runaway | 0 | 0 | 0 | 0 | 0 | 0 | 0 | 0 | 0 | 0 | 0 | 0 |
| Trespass of Real Property | 10 | 0 | 12 | 0 | 44 | 0 | 5 | 4 | 12 | 2 | 18 | 3 |
| Conspiracy | 0 | 0 | 0 | 0 | 0 | 0 | 0 | 0 | 0 | 0 | 1 | 0 |
| All Other (except Traffic) | 179 | 7 | 225 | 1 | 541 | 6 | 22 | 4 | 172 | 2 | 97 | 4 |
| TOTAL GROUP B | 460 | 10 | 343 | 2 | 905 | 7 | 100 | 16 | 439 | 9 | 235 | 19 |
| GRAND TOTAL | 663 | 19 | 588 | 5 | 1503 | 20 | 314 | 62 | 741 | 22 | 559 | 67 |

Adult and Juvenile Arrests By County, City and Other

| ARRESTS BY OFFENSE | Prince William | | Pulaski | | Rappahannock | | Richmond | | Roanoke | | Rockbridge | |
|------------------------------|----------------|------|---------|-----|--------------|-----|----------|-----|---------|-----|------------|-----|
| | Adult | Juv | Adult | Juv | Adult | Juv | Adult | Juv | Adult | Juv | Adult | Juv |
| Murder | 7 | 0 | 0 | 0 | 0 | 0 | 0 | 0 | 0 | 0 | 0 | 0 |
| Negligent Manslaughter | 0 | 0 | 0 | 0 | 0 | 0 | 0 | 0 | 0 | 0 | 0 | 0 |
| Kidnaping | 80 | 4 | 5 | 0 | 0 | 0 | 1 | 0 | 8 | 1 | 1 | 0 |
| Sex Offenses, Forcible | 48 | 20 | 10 | 0 | 0 | 0 | 0 | 0 | 4 | 3 | 5 | 0 |
| Robbery | 61 | 24 | 2 | 0 | 0 | 0 | 0 | 0 | 6 | 1 | 1 | 0 |
| Aggravated Assault | 169 | 17 | 29 | 0 | 2 | 0 | 5 | 0 | 39 | 0 | 8 | 0 |
| Simple Assault/Intimidation | 1405 | 300 | 257 | 13 | 19 | 0 | 19 | 3 | 408 | 39 | 75 | 11 |
| Arson | 1 | 1 | 2 | 0 | 0 | 0 | 2 | 0 | 0 | 0 | 1 | 0 |
| Extortion/Blackmail | 2 | 1 | 0 | 0 | 0 | 0 | 0 | 0 | 0 | 0 | 0 | 0 |
| Burglary | 98 | 51 | 29 | 2 | 0 | 0 | 3 | 0 | 34 | 4 | 17 | 0 |
| Larceny | 987 | 191 | 329 | 2 | 0 | 0 | 11 | 1 | 462 | 15 | 53 | 5 |
| Motor Vehicle Theft | 21 | 12 | 1 | 0 | 0 | 0 | 2 | 0 | 9 | 0 | 6 | 1 |
| Counterfeiting/Forgery | 99 | 2 | 10 | 0 | 0 | 0 | 4 | 0 | 14 | 0 | 1 | 0 |
| Fraud | 209 | 21 | 114 | 0 | 0 | 0 | 0 | 0 | 67 | 1 | 13 | 0 |
| Embezzlement | 81 | 1 | 6 | 0 | 0 | 0 | 0 | 0 | 11 | 0 | 3 | 0 |
| Stolen Property | 53 | 17 | 5 | 0 | 0 | 0 | 0 | 0 | 4 | 1 | 1 | 0 |
| Vandalism | 112 | 68 | 26 | 3 | 0 | 0 | 0 | 0 | 32 | 3 | 9 | 1 |
| Drug/Narcotic Offenses | 1926 | 269 | 198 | 4 | 37 | 2 | 9 | 0 | 300 | 31 | 139 | 3 |
| Sex Offenses, Nonforcible | 2 | 2 | 0 | 0 | 1 | 0 | 0 | 0 | 1 | 1 | 0 | 0 |
| Pornography | 8 | 9 | 1 | 0 | 0 | 0 | 0 | 0 | 1 | 0 | 1 | 0 |
| Gambling | 1 | 0 | 0 | 0 | 0 | 0 | 0 | 0 | 0 | 0 | 0 | 0 |
| Prostitution | 19 | 0 | 0 | 0 | 0 | 0 | 0 | 0 | 0 | 0 | 0 | 0 |
| Bribery | 0 | 0 | 0 | 0 | 0 | 0 | 0 | 0 | 0 | 0 | 0 | 0 |
| Weapon Law Violations | 87 | 16 | 20 | 2 | 3 | 1 | 1 | 0 | 29 | 3 | 13 | 0 |
| TOTAL GROUP A | 5476 | 1026 | 1044 | 26 | 62 | 3 | 57 | 4 | 1429 | 103 | 347 | 21 |
| Bad Checks | 28 | 0 | 61 | 0 | 1 | 0 | 1 | 0 | 9 | 0 | 3 | 0 |
| Curfew/Loitering/Vagrancy | 0 | 83 | 0 | 0 | 0 | 0 | 0 | 0 | 0 | 0 | 0 | 0 |
| Disorderly Conduct | 110 | 31 | 22 | 1 | 0 | 0 | 2 | 0 | 12 | 20 | 1 | 4 |
| Driving Under Influence | 1636 | 5 | 96 | 0 | 42 | 0 | 18 | 0 | 293 | 1 | 74 | 1 |
| Drunkenness | 823 | 19 | 229 | 1 | 11 | 0 | 14 | 0 | 94 | 0 | 52 | 0 |
| Family Offenses, Nonforcible | 8 | 1 | 3 | 0 | 0 | 0 | 2 | 0 | 20 | 0 | 0 | 0 |
| Liquor Laws Violations | 221 | 80 | 10 | 2 | 5 | 2 | 3 | 0 | 80 | 41 | 21 | 3 |
| Peeping Tom | 0 | 0 | 0 | 0 | 0 | 0 | 0 | 0 | 1 | 0 | 0 | 0 |
| Runaway | 0 | 701 | 0 | 2 | 0 | 0 | 0 | 0 | 0 | 0 | 0 | 0 |
| Trespass of Real Property | 118 | 16 | 45 | 0 | 1 | 0 | 1 | 0 | 24 | 4 | 16 | 2 |
| Conspiracy | 0 | 0 | 0 | 0 | 0 | 0 | 0 | 0 | 6 | 0 | 1 | 0 |
| All Other (except Traffic) | 2439 | 57 | 1166 | 57 | 46 | 0 | 87 | 0 | 1090 | 57 | 204 | 6 |
| TOTAL GROUP B | 5383 | 993 | 1632 | 63 | 106 | 2 | 128 | 0 | 1629 | 123 | 372 | 16 |
| GRAND TOTAL | 10859 | 2019 | 2676 | 89 | 168 | 5 | 185 | 4 | 3058 | 226 | 719 | 37 |

Adult and Juvenile Arrests By County, City and Other

| ARRESTS BY OFFENSE | Rockingham | | Russell | | Scott | | Shenandoah | | Smyth | | Southampton | |
|------------------------------|------------|-----|---------|-----|-------|-----|------------|-----|-------|-----|-------------|-----|
| | Adult | Juv | Adult | Juv | Adult | Juv | Adult | Juv | Adult | Juv | Adult | Juv |
| Murder | 0 | 0 | 3 | 0 | 0 | 0 | 1 | 0 | 0 | 0 | 0 | 0 |
| Negligent Manslaughter | 0 | 0 | 0 | 0 | 0 | 0 | 0 | 0 | 0 | 0 | 0 | 0 |
| Kidnaping | 6 | 0 | 3 | 0 | 9 | 0 | 2 | 0 | 5 | 0 | 1 | 0 |
| Sex Offenses, Forcible | 6 | 4 | 14 | 3 | 4 | 0 | 7 | 0 | 8 | 0 | 0 | 1 |
| Robbery | 0 | 0 | 5 | 1 | 6 | 0 | 2 | 0 | 1 | 0 | 2 | 0 |
| Aggravated Assault | 6 | 1 | 20 | 0 | 13 | 1 | 23 | 0 | 23 | 0 | 9 | 0 |
| Simple Assault/Intimidation | 64 | 2 | 175 | 2 | 119 | 1 | 127 | 25 | 180 | 5 | 78 | 0 |
| Arson | 1 | 0 | 0 | 0 | 2 | 0 | 1 | 0 | 0 | 0 | 1 | 0 |
| Extortion/Blackmail | 1 | 0 | 1 | 0 | 0 | 0 | 0 | 0 | 0 | 0 | 0 | 0 |
| Burglary | 16 | 0 | 40 | 0 | 36 | 1 | 10 | 2 | 16 | 3 | 9 | 0 |
| Larceny | 86 | 2 | 114 | 2 | 69 | 1 | 99 | 9 | 162 | 2 | 17 | 0 |
| Motor Vehicle Theft | 2 | 0 | 3 | 0 | 6 | 0 | 4 | 0 | 5 | 1 | 1 | 0 |
| Counterfeiting/Forgery | 5 | 0 | 6 | 0 | 8 | 0 | 6 | 1 | 2 | 0 | 3 | 0 |
| Fraud | 7 | 0 | 20 | 0 | 8 | 0 | 21 | 0 | 10 | 0 | 4 | 0 |
| Embezzlement | 4 | 0 | 4 | 0 | 1 | 0 | 3 | 0 | 8 | 0 | 0 | 0 |
| Stolen Property | 2 | 0 | 2 | 0 | 8 | 0 | 1 | 0 | 9 | 0 | 2 | 0 |
| Vandalism | 19 | 2 | 21 | 0 | 22 | 0 | 25 | 3 | 15 | 3 | 6 | 1 |
| Drug/Narcotic Offenses | 211 | 8 | 126 | 0 | 136 | 3 | 225 | 17 | 121 | 3 | 77 | 4 |
| Sex Offenses, Nonforcible | 0 | 0 | 2 | 0 | 0 | 0 | 1 | 0 | 0 | 0 | 0 | 0 |
| Pornography | 0 | 0 | 2 | 0 | 0 | 0 | 2 | 3 | 2 | 1 | 0 | 0 |
| Gambling | 0 | 0 | 0 | 0 | 0 | 0 | 0 | 0 | 0 | 0 | 0 | 0 |
| Prostitution | 0 | 0 | 0 | 0 | 0 | 0 | 0 | 0 | 0 | 0 | 0 | 0 |
| Bribery | 0 | 0 | 0 | 0 | 0 | 0 | 0 | 0 | 0 | 0 | 0 | 0 |
| Weapon Law Violations | 11 | 1 | 11 | 0 | 10 | 0 | 20 | 0 | 22 | 1 | 4 | 0 |
| TOTAL GROUP A | 447 | 20 | 572 | 8 | 457 | 7 | 580 | 60 | 589 | 19 | 214 | 6 |
| Bad Checks | 50 | 0 | 23 | 0 | 20 | 0 | 6 | 0 | 54 | 0 | 2 | 0 |
| Curfew/Loitering/Vagrancy | 0 | 0 | 0 | 0 | 0 | 0 | 0 | 0 | 0 | 0 | 0 | 0 |
| Disorderly Conduct | 13 | 1 | 2 | 0 | 2 | 0 | 9 | 3 | 4 | 0 | 2 | 0 |
| Driving Under Influence | 201 | 4 | 97 | 0 | 138 | 0 | 99 | 0 | 119 | 1 | 76 | 0 |
| Drunkenness | 185 | 0 | 107 | 0 | 85 | 0 | 105 | 1 | 155 | 2 | 13 | 0 |
| Family Offenses, Nonforcible | 16 | 1 | 7 | 0 | 1 | 0 | 2 | 0 | 8 | 0 | 3 | 0 |
| Liquor Laws Violations | 48 | 5 | 16 | 4 | 2 | 0 | 22 | 9 | 15 | 6 | 0 | 0 |
| Peeping Tom | 1 | 0 | 0 | 0 | 0 | 0 | 0 | 0 | 0 | 0 | 0 | 0 |
| Runaway | 0 | 0 | 0 | 0 | 0 | 0 | 0 | 2 | 0 | 1 | 0 | 0 |
| Trespass of Real Property | 19 | 1 | 30 | 0 | 13 | 0 | 25 | 2 | 31 | 3 | 8 | 0 |
| Conspiracy | 2 | 0 | 0 | 0 | 4 | 2 | 3 | 0 | 1 | 0 | 2 | 0 |
| All Other (except Traffic) | 541 | 61 | 1407 | 4 | 333 | 1 | 497 | 14 | 424 | 37 | 218 | 0 |
| TOTAL GROUP B | 1076 | 73 | 1689 | 8 | 598 | 3 | 768 | 31 | 811 | 50 | 324 | 0 |
| GRAND TOTAL | 1523 | 93 | 2261 | 16 | 1055 | 10 | 1348 | 91 | 1400 | 69 | 538 | 6 |

Adult and Juvenile Arrests By County, City and Other

| ARRESTS BY OFFENSE | Spotsylvania | | Stafford | | Surry | | Sussex | | Tazewell | | Warren | |
|------------------------------|--------------|-----|----------|-----|-------|-----|--------|-----|----------|-----|--------|-----|
| | Adult | Juv | Adult | Juv | Adult | Juv | Adult | Juv | Adult | Juv | Adult | Juv |
| Murder | 3 | 0 | 3 | 0 | 4 | 0 | 1 | 0 | 1 | 0 | 0 | 0 |
| Negligent Manslaughter | 0 | 0 | 1 | 0 | 0 | 0 | 0 | 0 | 0 | 0 | 0 | 0 |
| Kidnaping | 21 | 1 | 14 | 0 | 1 | 0 | 0 | 0 | 4 | 0 | 2 | 0 |
| Sex Offenses, Forcible | 14 | 0 | 8 | 2 | 5 | 0 | 3 | 0 | 7 | 1 | 5 | 0 |
| Robbery | 21 | 1 | 10 | 0 | 1 | 0 | 2 | 1 | 1 | 0 | 1 | 0 |
| Aggravated Assault | 68 | 7 | 64 | 3 | 6 | 0 | 2 | 0 | 25 | 1 | 5 | 0 |
| Simple Assault/Intimidation | 229 | 25 | 518 | 12 | 24 | 7 | 30 | 0 | 270 | 6 | 152 | 14 |
| Arson | 0 | 0 | 0 | 1 | 0 | 0 | 0 | 0 | 1 | 1 | 0 | 2 |
| Extortion/Blackmail | 0 | 0 | 0 | 0 | 0 | 0 | 0 | 0 | 0 | 0 | 0 | 0 |
| Burglary | 19 | 8 | 20 | 3 | 2 | 0 | 5 | 0 | 111 | 3 | 14 | 0 |
| Larceny | 389 | 19 | 435 | 7 | 7 | 6 | 25 | 0 | 342 | 4 | 171 | 16 |
| Motor Vehicle Theft | 0 | 0 | 17 | 1 | 0 | 0 | 2 | 0 | 4 | 2 | 7 | 1 |
| Counterfeiting/Forgery | 17 | 0 | 42 | 0 | 0 | 0 | 0 | 0 | 30 | 0 | 3 | 0 |
| Fraud | 32 | 1 | 56 | 0 | 1 | 0 | 3 | 0 | 19 | 0 | 20 | 0 |
| Embezzlement | 15 | 1 | 33 | 0 | 0 | 0 | 2 | 0 | 10 | 0 | 6 | 0 |
| Stolen Property | 8 | 1 | 9 | 0 | 0 | 0 | 1 | 0 | 8 | 0 | 0 | 0 |
| Vandalism | 20 | 6 | 77 | 0 | 8 | 0 | 3 | 4 | 31 | 2 | 26 | 2 |
| Drug/Narcotic Offenses | 562 | 12 | 564 | 13 | 4 | 0 | 73 | 1 | 404 | 11 | 367 | 12 |
| Sex Offenses, Nonforcible | 2 | 0 | 0 | 1 | 0 | 0 | 0 | 0 | 1 | 0 | 1 | 0 |
| Pornography | 0 | 0 | 6 | 0 | 0 | 0 | 0 | 0 | 7 | 0 | 1 | 0 |
| Gambling | 0 | 0 | 0 | 0 | 0 | 0 | 0 | 0 | 0 | 0 | 0 | 0 |
| Prostitution | 1 | 0 | 16 | 0 | 0 | 0 | 0 | 0 | 0 | 0 | 0 | 0 |
| Bribery | 0 | 0 | 0 | 0 | 0 | 0 | 0 | 0 | 0 | 0 | 0 | 0 |
| Weapon Law Violations | 22 | 0 | 25 | 2 | 3 | 0 | 4 | 0 | 16 | 0 | 18 | 1 |
| TOTAL GROUP A | 1443 | 82 | 1918 | 45 | 66 | 13 | 156 | 6 | 1292 | 31 | 799 | 48 |
| Bad Checks | 21 | 0 | 17 | 0 | 1 | 0 | 0 | 0 | 74 | 0 | 4 | 0 |
| Curfew/Loitering/Vagrancy | 0 | 0 | 1 | 0 | 0 | 0 | 0 | 0 | 0 | 0 | 0 | 20 |
| Disorderly Conduct | 18 | 5 | 49 | 1 | 0 | 0 | 10 | 1 | 14 | 4 | 10 | 3 |
| Driving Under Influence | 264 | 1 | 498 | 3 | 6 | 0 | 40 | 0 | 166 | 0 | 174 | 1 |
| Drunkenness | 185 | 0 | 337 | 0 | 0 | 0 | 6 | 0 | 126 | 4 | 267 | 0 |
| Family Offenses, Nonforcible | 18 | 0 | 5 | 0 | 7 | 0 | 2 | 0 | 14 | 0 | 6 | 0 |
| Liquor Laws Violations | 25 | 5 | 72 | 8 | 0 | 0 | 4 | 2 | 7 | 3 | 32 | 6 |
| Peeping Tom | 0 | 0 | 0 | 0 | 0 | 0 | 0 | 0 | 1 | 0 | 0 | 0 |
| Runaway | 0 | 7 | 0 | 87 | 0 | 0 | 0 | 0 | 0 | 0 | 0 | 1 |
| Trespass of Real Property | 32 | 1 | 78 | 2 | 8 | 1 | 2 | 1 | 33 | 0 | 27 | 3 |
| Conspiracy | 7 | 2 | 5 | 0 | 0 | 0 | 0 | 0 | 0 | 0 | 0 | 0 |
| All Other (except Traffic) | 473 | 4 | 1897 | 61 | 34 | 4 | 123 | 5 | 211 | 26 | 542 | 15 |
| TOTAL GROUP B | 1043 | 25 | 2959 | 162 | 56 | 5 | 187 | 9 | 646 | 37 | 1062 | 49 |
| GRANDTOTAL | 2486 | 107 | 4877 | 207 | 122 | 18 | 343 | 15 | 1938 | 68 | 1861 | 97 |

Adult and Juvenile Arrests By County, City and Other

| ARRESTS BY OFFENSE | Washington | | Westmoreland | | Wise | | Wythe | | York | | Total County | |
|------------------------------|------------|-----|--------------|-----|-------|-----|-------|-----|-------|-----|--------------|-------|
| | Adult | Juv | Adult | Juv | Adult | Juv | Adult | Juv | Adult | Juv | Adult | Juv |
| Murder | 2 | 0 | 0 | 0 | 0 | 0 | 0 | 0 | 1 | 0 | 96 | 0 |
| Negligent Manslaughter | 0 | 0 | 0 | 0 | 0 | 0 | 0 | 0 | 0 | 0 | 2 | 0 |
| Kidnaping | 8 | 0 | 5 | 0 | 13 | 0 | 3 | 0 | 7 | 1 | 513 | 21 |
| Sex Offenses, Forcible | 13 | 2 | 0 | 0 | 6 | 0 | 4 | 0 | 9 | 6 | 581 | 148 |
| Robbery | 6 | 1 | 1 | 0 | 12 | 0 | 4 | 0 | 3 | 1 | 545 | 114 |
| Aggravated Assault | 13 | 0 | 13 | 0 | 28 | 0 | 23 | 0 | 9 | 2 | 1976 | 122 |
| Simple Assault/Intimidation | 172 | 5 | 70 | 6 | 339 | 17 | 69 | 8 | 160 | 67 | 15626 | 2425 |
| Arson | 0 | 0 | 0 | 0 | 0 | 0 | 1 | 0 | 2 | 2 | 64 | 43 |
| Extortion/Blackmail | 0 | 0 | 1 | 0 | 0 | 0 | 0 | 0 | 2 | 0 | 27 | 2 |
| Burglary | 23 | 0 | 17 | 0 | 23 | 3 | 11 | 0 | 42 | 14 | 1931 | 311 |
| Larceny | 325 | 5 | 40 | 0 | 220 | 8 | 78 | 1 | 400 | 72 | 15590 | 2253 |
| Motor Vehicle Theft | 2 | 1 | 1 | 0 | 15 | 1 | 2 | 0 | 1 | 0 | 438 | 83 |
| Counterfeiting/Forgery | 15 | 0 | 3 | 0 | 5 | 0 | 5 | 0 | 47 | 0 | 1068 | 22 |
| Fraud | 43 | 1 | 3 | 0 | 16 | 0 | 11 | 0 | 57 | 6 | 2497 | 100 |
| Embezzlement | 8 | 0 | 0 | 0 | 8 | 0 | 2 | 0 | 35 | 0 | 950 | 10 |
| Stolen Property | 7 | 0 | 1 | 0 | 8 | 0 | 5 | 0 | 5 | 0 | 421 | 83 |
| Vandalism | 21 | 1 | 10 | 0 | 26 | 3 | 7 | 3 | 21 | 16 | 1726 | 603 |
| Drug/Narcotic Offenses | 220 | 11 | 96 | 5 | 108 | 5 | 265 | 5 | 187 | 33 | 20562 | 1737 |
| Sex Offenses, Nonforcible | 0 | 0 | 0 | 0 | 1 | 0 | 0 | 0 | 1 | 0 | 54 | 7 |
| Pornography | 2 | 0 | 1 | 0 | 2 | 0 | 0 | 0 | 2 | 1 | 133 | 34 |
| Gambling | 0 | 0 | 0 | 0 | 0 | 0 | 0 | 0 | 0 | 0 | 21 | 2 |
| Prostitution | 0 | 0 | 0 | 0 | 0 | 0 | 2 | 0 | 0 | 0 | 433 | 1 |
| Bribery | 0 | 0 | 0 | 0 | 0 | 0 | 0 | 0 | 0 | 0 | 5 | 0 |
| Weapon Law Violations | 14 | 1 | 8 | 0 | 19 | 0 | 22 | 0 | 18 | 1 | 1443 | 153 |
| TOTAL GROUP A | 894 | 28 | 270 | 11 | 849 | 37 | 514 | 17 | 1009 | 222 | 66702 | 8274 |
| Bad Checks | 38 | 0 | 7 | 0 | 53 | 0 | 0 | 0 | 10 | 0 | 1087 | 0 |
| Curfew/Loitering/Vagrancy | 0 | 0 | 0 | 0 | 1 | 1 | 0 | 0 | 0 | 0 | 6 | 404 |
| Disorderly Conduct | 5 | 0 | 1 | 0 | 18 | 2 | 3 | 0 | 3 | 4 | 1439 | 487 |
| Driving Under Influence | 106 | 1 | 78 | 0 | 187 | 1 | 151 | 0 | 151 | 4 | 16453 | 96 |
| Drunkenness | 121 | 4 | 25 | 0 | 289 | 1 | 159 | 0 | 58 | 0 | 12564 | 128 |
| Family Offenses, Nonforcible | 5 | 0 | 3 | 0 | 15 | 0 | 1 | 0 | 7 | 0 | 507 | 17 |
| Liquor Laws Violations | 18 | 6 | 6 | 5 | 28 | 4 | 21 | 2 | 36 | 29 | 2922 | 871 |
| Peeping Tom | 1 | 0 | 0 | 0 | 0 | 0 | 0 | 0 | 2 | 0 | 19 | 1 |
| Runaway | 0 | 0 | 0 | 0 | 0 | 0 | 0 | 0 | 0 | 39 | 0 | 2473 |
| Trespass of Real Property | 24 | 1 | 9 | 0 | 82 | 0 | 3 | 3 | 14 | 6 | 2479 | 362 |
| Conspiracy | 0 | 0 | 2 | 0 | 0 | 0 | 1 | 0 | 0 | 0 | 79 | 6 |
| All Other (except Traffic) | 419 | 43 | 192 | 3 | 1010 | 21 | 212 | 4 | 76 | 24 | 41603 | 2317 |
| TOTAL GROUP B | 737 | 55 | 323 | 8 | 1683 | 30 | 551 | 9 | 357 | 106 | 79158 | 7162 |
| GRAND TOTAL | 1631 | 83 | 593 | 19 | 2532 | 67 | 1065 | 26 | 1366 | 328 | 145860 | 15436 |

Adult and Juvenile Arrests By County, City and Other

| ARRESTS BY OFFENSE | Alexandria | | Bedford | | Bristol | | Buena Vista | | Charlottesville | | Chesapeake | |
|------------------------------|------------|-----|---------|-----|---------|-----|-------------|-----|-----------------|-----|------------|-----|
| | Adult | Juv | Adult | Juv | Adult | Juv | Adult | Juv | Adult | Juv | Adult | Juv |
| Murder | 2 | 0 | 0 | 0 | 0 | 0 | 0 | 0 | 1 | 0 | 8 | 0 |
| Negligent Manslaughter | 0 | 0 | 0 | 0 | 0 | 0 | 0 | 0 | 0 | 0 | 0 | 0 |
| Kidnaping | 0 | 1 | 0 | 1 | 5 | 0 | 0 | 0 | 10 | 0 | 28 | 3 |
| Sex Offenses, Forcible | 10 | 0 | 2 | 1 | 1 | 1 | 0 | 1 | 7 | 1 | 20 | 5 |
| Robbery | 28 | 10 | 1 | 0 | 3 | 0 | 0 | 0 | 22 | 3 | 18 | 4 |
| Aggravated Assault | 47 | 6 | 2 | 0 | 22 | 1 | 3 | 0 | 46 | 2 | 126 | 21 |
| Simple Assault/Intimidation | 326 | 52 | 79 | 7 | 144 | 1 | 26 | 1 | 338 | 3 | 946 | 25 |
| Arson | 0 | 2 | 0 | 0 | 3 | 0 | 0 | 0 | 1 | 0 | 2 | 1 |
| Extortion/Blackmail | 0 | 0 | 0 | 0 | 0 | 0 | 0 | 0 | 1 | 0 | 1 | 0 |
| Burglary | 21 | 0 | 6 | 0 | 18 | 0 | 0 | 0 | 21 | 1 | 66 | 5 |
| Larceny | 220 | 65 | 81 | 4 | 173 | 0 | 6 | 1 | 157 | 3 | 846 | 31 |
| Motor Vehicle Theft | 21 | 3 | 2 | 1 | 1 | 0 | 0 | 0 | 1 | 0 | 25 | 3 |
| Counterfeiting/Forgery | 17 | 0 | 9 | 0 | 21 | 0 | 0 | 0 | 10 | 0 | 90 | 0 |
| Fraud | 57 | 3 | 8 | 0 | 22 | 0 | 0 | 0 | 57 | 0 | 139 | 1 |
| Embezzlement | 31 | 0 | 6 | 0 | 6 | 0 | 0 | 0 | 8 | 0 | 57 | 0 |
| Stolen Property | 3 | 9 | 1 | 0 | 8 | 0 | 0 | 0 | 7 | 2 | 30 | 1 |
| Vandalism | 32 | 4 | 9 | 0 | 15 | 0 | 2 | 0 | 46 | 0 | 79 | 2 |
| Drug/Narcotic Offenses | 398 | 36 | 91 | 6 | 166 | 2 | 21 | 0 | 167 | 6 | 1489 | 69 |
| Sex Offenses, Nonforcible | 0 | 0 | 0 | 0 | 0 | 0 | 0 | 0 | 0 | 0 | 1 | 0 |
| Pornography | 0 | 0 | 0 | 0 | 0 | 0 | 0 | 0 | 1 | 0 | 7 | 0 |
| Gambling | 6 | 0 | 0 | 0 | 0 | 0 | 0 | 0 | 0 | 0 | 3 | 0 |
| Prostitution | 21 | 0 | 0 | 0 | 0 | 0 | 0 | 0 | 0 | 0 | 18 | 0 |
| Bribery | 0 | 0 | 0 | 0 | 0 | 0 | 0 | 0 | 0 | 0 | 0 | 0 |
| Weapon Law Violations | 22 | 9 | 12 | 0 | 7 | 0 | 1 | 0 | 18 | 0 | 69 | 5 |
| TOTAL GROUP A | 1262 | 200 | 309 | 20 | 615 | 5 | 59 | 3 | 919 | 21 | 4068 | 176 |
| Bad Checks | 13 | 0 | 25 | 0 | 12 | 0 | 0 | 0 | 121 | 0 | 10 | 0 |
| Curfew/Loitering/Vagrancy | 12 | 0 | 0 | 9 | 0 | 0 | 0 | 0 | 0 | 3 | 14 | 32 |
| Disorderly Conduct | 129 | 7 | 2 | 0 | 7 | 0 | 16 | 0 | 17 | 2 | 29 | 1 |
| Driving Under Influence | 339 | 1 | 58 | 1 | 12 | 0 | 36 | 0 | 100 | 0 | 914 | 0 |
| Drunkenness | 378 | 0 | 50 | 0 | 302 | 0 | 45 | 0 | 343 | 1 | 537 | 1 |
| Family Offenses, Nonforcible | 4 | 0 | 8 | 0 | 8 | 0 | 1 | 0 | 9 | 0 | 3 | 0 |
| Liquor Laws Violations | 441 | 22 | 18 | 7 | 28 | 7 | 0 | 1 | 35 | 7 | 99 | 13 |
| Peeping Tom | 1 | 0 | 0 | 0 | 1 | 0 | 0 | 0 | 1 | 0 | 0 | 0 |
| Runaway | 0 | 211 | 0 | 0 | 0 | 0 | 0 | 0 | 0 | 71 | 0 | 0 |
| Trespass of Real Property | 159 | 13 | 40 | 4 | 72 | 0 | 5 | 0 | 112 | 0 | 174 | 5 |
| Conspiracy | 0 | 0 | 0 | 0 | 2 | 0 | 0 | 0 | 0 | 0 | 31 | 10 |
| All Other (except Traffic) | 726 | 41 | 130 | 18 | 455 | 15 | 65 | 1 | 768 | 24 | 2817 | 85 |
| TOTAL GROUP B | 2202 | 295 | 331 | 39 | 899 | 22 | 168 | 2 | 1506 | 108 | 4628 | 147 |
| GRAND TOTAL | 3464 | 495 | 640 | 59 | 1514 | 27 | 227 | 5 | 2425 | 129 | 8696 | 323 |

Adult and Juvenile Arrests By County, City and Other

| ARRESTS BY OFFENSE | Colonial Heights | | Covington | | Danville | | Emporia | | Fairfax | | Falls Church | |
|------------------------------|------------------|-----|-----------|-----|----------|-----|---------|-----|---------|-----|--------------|-----|
| | Adult | Juv | Adult | Juv | Adult | Juv | Adult | Juv | Adult | Juv | Adult | Juv |
| Murder | 1 | 0 | 0 | 0 | 6 | 0 | 1 | 0 | 0 | 0 | 1 | 0 |
| Negligent Manslaughter | 0 | 0 | 0 | 0 | 0 | 0 | 0 | 0 | 0 | 0 | 0 | 0 |
| Kidnaping | 3 | 0 | 0 | 0 | 12 | 0 | 0 | 0 | 0 | 0 | 8 | 0 |
| Sex Offenses, Forcible | 7 | 2 | 0 | 0 | 9 | 1 | 0 | 1 | 1 | 0 | 1 | 0 |
| Robbery | 5 | 1 | 0 | 0 | 15 | 0 | 6 | 2 | 2 | 1 | 1 | 0 |
| Aggravated Assault | 12 | 1 | 1 | 0 | 52 | 3 | 6 | 1 | 6 | 0 | 5 | 0 |
| Simple Assault/Intimidation | 120 | 25 | 48 | 0 | 599 | 12 | 51 | 2 | 67 | 3 | 32 | 6 |
| Arson | 0 | 0 | 0 | 0 | 4 | 0 | 2 | 0 | 0 | 0 | 0 | 0 |
| Extortion/Blackmail | 1 | 0 | 0 | 0 | 1 | 0 | 0 | 0 | 0 | 0 | 0 | 0 |
| Burglary | 12 | 1 | 4 | 0 | 53 | 6 | 3 | 0 | 2 | 0 | 0 | 0 |
| Larceny | 476 | 94 | 17 | 0 | 406 | 18 | 56 | 12 | 49 | 0 | 23 | 0 |
| Motor Vehicle Theft | 3 | 1 | 0 | 0 | 1 | 0 | 3 | 0 | 3 | 0 | 0 | 0 |
| Counterfeiting/Forgery | 19 | 0 | 0 | 0 | 27 | 0 | 2 | 0 | 6 | 0 | 23 | 0 |
| Fraud | 36 | 3 | 1 | 0 | 122 | 1 | 3 | 0 | 16 | 0 | 11 | 0 |
| Embezzlement | 31 | 3 | 1 | 0 | 23 | 0 | 3 | 0 | 7 | 0 | 2 | 0 |
| Stolen Property | 5 | 0 | 1 | 0 | 23 | 1 | 1 | 0 | 1 | 0 | 1 | 0 |
| Vandalism | 16 | 9 | 1 | 0 | 68 | 0 | 7 | 0 | 5 | 0 | 3 | 0 |
| Drug/Narcotic Offenses | 414 | 35 | 20 | 0 | 626 | 8 | 115 | 1 | 131 | 8 | 55 | 3 |
| Sex Offenses, Nonforcible | 1 | 0 | 0 | 0 | 1 | 0 | 1 | 0 | 0 | 0 | 0 | 0 |
| Pornography | 1 | 0 | 0 | 0 | 0 | 0 | 1 | 0 | 0 | 0 | 0 | 0 |
| Gambling | 0 | 0 | 0 | 0 | 0 | 0 | 0 | 0 | 0 | 0 | 6 | 0 |
| Prostitution | 0 | 0 | 0 | 0 | 4 | 0 | 0 | 0 | 1 | 0 | 3 | 0 |
| Bribery | 0 | 0 | 0 | 0 | 0 | 0 | 0 | 0 | 0 | 0 | 0 | 0 |
| Weapon Law Violations | 47 | 3 | 0 | 0 | 35 | 3 | 7 | 0 | 5 | 0 | 0 | 0 |
| TOTAL GROUP A | 1210 | 178 | 94 | 0 | 2087 | 53 | 268 | 19 | 302 | 12 | 175 | 9 |
| Bad Checks | 3 | 0 | 0 | 0 | 13 | 0 | 3 | 0 | 2 | 0 | 1 | 0 |
| Curfew/Loitering/Vagrancy | 0 | 1 | 0 | 0 | 0 | 20 | 1 | 9 | 4 | 0 | 0 | 0 |
| Disorderly Conduct | 12 | 5 | 2 | 0 | 61 | 3 | 6 | 0 | 5 | 0 | 15 | 0 |
| Driving Under Influence | 173 | 0 | 19 | 0 | 206 | 1 | 52 | 0 | 139 | 0 | 112 | 0 |
| Drunkenness | 47 | 2 | 62 | 0 | 620 | 2 | 47 | 0 | 164 | 0 | 100 | 0 |
| Family Offenses, Nonforcible | 7 | 0 | 0 | 0 | 6 | 0 | 1 | 0 | 0 | 0 | 0 | 0 |
| Liquor Laws Violations | 29 | 7 | 6 | 2 | 52 | 1 | 2 | 4 | 38 | 1 | 20 | 0 |
| Peeping Tom | 0 | 0 | 0 | 0 | 0 | 0 | 0 | 0 | 0 | 0 | 0 | 0 |
| Runaway | 0 | 32 | 0 | 0 | 0 | 0 | 0 | 0 | 0 | 0 | 0 | 0 |
| Trespass of Real Property | 38 | 12 | 10 | 0 | 183 | 6 | 20 | 0 | 8 | 0 | 34 | 0 |
| Conspiracy | 4 | 1 | 1 | 0 | 0 | 0 | 2 | 0 | 0 | 0 | 0 | 0 |
| All Other (except Traffic) | 1186 | 30 | 44 | 0 | 1544 | 40 | 203 | 0 | 23 | 2 | 259 | 3 |
| TOTAL GROUP B | 1499 | 90 | 144 | 2 | 2685 | 73 | 337 | 13 | 383 | 3 | 541 | 3 |
| GRAND TOTAL | 2709 | 268 | 238 | 2 | 4772 | 126 | 605 | 32 | 685 | 15 | 716 | 12 |

Adult and Juvenile Arrests By County, City and Other

| ARRESTS BY OFFENSE | Franklin | | Fredericksburg | | Galax | | Hampton | | Harrisonburg | | Hopewell | |
|------------------------------|----------|-----|----------------|-----|-------|-----|---------|------|--------------|-----|----------|-----|
| | Adult | Juv | Adult | Juv | Adult | Juv | Adult | Juv | Adult | Juv | Adult | Juv |
| Murder | 2 | 0 | 5 | 0 | 0 | 0 | 15 | 4 | 0 | 0 | 4 | 0 |
| Negligent Manslaughter | 0 | 0 | 0 | 0 | 0 | 0 | 0 | 0 | 0 | 0 | 0 | 0 |
| Kidnaping | 6 | 1 | 14 | 0 | 3 | 0 | 30 | 0 | 6 | 0 | 15 | 0 |
| Sex Offenses, Forcible | 8 | 0 | 4 | 0 | 1 | 0 | 22 | 8 | 7 | 0 | 11 | 0 |
| Robbery | 3 | 0 | 15 | 0 | 0 | 0 | 44 | 8 | 10 | 4 | 16 | 0 |
| Aggravated Assault | 9 | 0 | 52 | 0 | 10 | 0 | 84 | 14 | 31 | 3 | 59 | 0 |
| Simple Assault/Intimidation | 99 | 2 | 217 | 13 | 58 | 5 | 945 | 143 | 267 | 25 | 243 | 0 |
| Arson | 0 | 0 | 0 | 0 | 1 | 0 | 7 | 2 | 0 | 0 | 0 | 0 |
| Extortion/Blackmail | 0 | 0 | 0 | 0 | 0 | 0 | 0 | 0 | 0 | 0 | 2 | 0 |
| Burglary | 26 | 6 | 10 | 0 | 5 | 1 | 172 | 63 | 23 | 4 | 21 | 0 |
| Larceny | 71 | 21 | 362 | 25 | 108 | 6 | 830 | 183 | 359 | 15 | 90 | 2 |
| Motor Vehicle Theft | 4 | 0 | 2 | 0 | 2 | 0 | 15 | 3 | 7 | 5 | 0 | 0 |
| Counterfeiting/Forgery | 7 | 0 | 20 | 0 | 10 | 0 | 41 | 0 | 17 | 0 | 33 | 0 |
| Fraud | 3 | 0 | 57 | 0 | 8 | 0 | 85 | 3 | 49 | 0 | 17 | 0 |
| Embezzlement | 4 | 0 | 17 | 0 | 2 | 0 | 38 | 0 | 9 | 0 | 3 | 0 |
| Stolen Property | 1 | 1 | 5 | 0 | 0 | 0 | 32 | 6 | 8 | 0 | 10 | 0 |
| Vandalism | 8 | 6 | 27 | 0 | 10 | 2 | 79 | 21 | 46 | 5 | 22 | 0 |
| Drug/Narcotic Offenses | 53 | 5 | 290 | 4 | 66 | 0 | 902 | 71 | 403 | 26 | 205 | 0 |
| Sex Offenses, Nonforcible | 0 | 0 | 2 | 0 | 0 | 0 | 1 | 0 | 2 | 0 | 1 | 0 |
| Pornography | 0 | 0 | 3 | 0 | 0 | 0 | 0 | 1 | 1 | 0 | 0 | 0 |
| Gambling | 0 | 0 | 0 | 0 | 0 | 0 | 0 | 0 | 0 | 0 | 0 | 0 |
| Prostitution | 0 | 0 | 1 | 0 | 0 | 0 | 19 | 0 | 5 | 0 | 0 | 0 |
| Bribery | 0 | 0 | 1 | 0 | 0 | 0 | 0 | 0 | 0 | 0 | 0 | 0 |
| Weapon Law Violations | 17 | 1 | 10 | 0 | 10 | 1 | 94 | 12 | 17 | 1 | 17 | 0 |
| TOTAL GROUP A | 321 | 43 | 1114 | 42 | 294 | 15 | 3455 | 542 | 1267 | 88 | 769 | 2 |
| Bad Checks | 3 | 0 | 13 | 0 | 11 | 0 | 3 | 0 | 24 | 0 | 0 | 0 |
| Curfew/Loitering/Vagrancy | 0 | 1 | 0 | 0 | 0 | 7 | 1 | 179 | 0 | 0 | 0 | 35 |
| Disorderly Conduct | 9 | 0 | 15 | 0 | 2 | 0 | 7 | 18 | 29 | 4 | 18 | 0 |
| Driving Under Influence | 40 | 0 | 255 | 1 | 64 | 0 | 426 | 0 | 183 | 2 | 51 | 0 |
| Drunkenness | 45 | 0 | 230 | 0 | 151 | 2 | 817 | 3 | 628 | 4 | 31 | 1 |
| Family Offenses, Nonforcible | 2 | 0 | 11 | 0 | 5 | 0 | 220 | 0 | 9 | 0 | 6 | 0 |
| Liquor Laws Violations | 29 | 1 | 120 | 3 | 5 | 2 | 14 | 2 | 378 | 5 | 18 | 1 |
| Peeping Tom | 0 | 0 | 1 | 0 | 0 | 0 | 2 | 0 | 2 | 0 | 0 | 0 |
| Runaway | 0 | 1 | 0 | 0 | 0 | 0 | 0 | 331 | 0 | 1 | 0 | 0 |
| Trespass of Real Property | 16 | 0 | 73 | 0 | 22 | 2 | 219 | 19 | 103 | 1 | 35 | 3 |
| Conspiracy | 0 | 0 | 0 | 0 | 1 | 0 | 0 | 0 | 0 | 0 | 0 | 0 |
| All Other (except Traffic) | 207 | 10 | 620 | 22 | 80 | 3 | 2791 | 153 | 1010 | 10 | 182 | 27 |
| TOTAL GROUP B | 351 | 13 | 1338 | 26 | 341 | 16 | 4500 | 705 | 2366 | 27 | 341 | 67 |
| GRAND TOTAL | 672 | 56 | 2452 | 68 | 635 | 31 | 7955 | 1247 | 3633 | 115 | 1110 | 69 |

Adult and Juvenile Arrests By County, City and Other

| ARRESTS BY OFFENSE | Lexington | | Lynchburg | | Manassas | | Manassas Park | | Martinsville | | Newport News | |
|------------------------------|-----------|-----|-----------|-----|----------|-----|---------------|-----|--------------|-----|--------------|-----|
| | Adult | Juv | Adult | Juv | Adult | Juv | Adult | Juv | Adult | Juv | Adult | Juv |
| Murder | 0 | 0 | 2 | 0 | 2 | 0 | 0 | 0 | 0 | 0 | 12 | 3 |
| Negligent Manslaughter | 0 | 0 | 0 | 0 | 0 | 0 | 0 | 0 | 0 | 0 | 1 | 0 |
| Kidnaping | 0 | 0 | 11 | 0 | 17 | 0 | 4 | 2 | 0 | 0 | 66 | 1 |
| Sex Offenses, Forcible | 0 | 0 | 15 | 4 | 5 | 1 | 1 | 0 | 2 | 0 | 33 | 5 |
| Robbery | 0 | 0 | 21 | 9 | 15 | 6 | 0 | 0 | 4 | 0 | 49 | 14 |
| Aggravated Assault | 0 | 0 | 75 | 1 | 38 | 4 | 7 | 0 | 16 | 1 | 250 | 37 |
| Simple Assault/Intimidation | 4 | 0 | 688 | 22 | 195 | 16 | 39 | 5 | 192 | 1 | 1533 | 125 |
| Arson | 0 | 0 | 0 | 1 | 0 | 0 | 1 | 0 | 3 | 0 | 12 | 5 |
| Extortion/Blackmail | 0 | 0 | 2 | 1 | 0 | 0 | 0 | 0 | 0 | 0 | 2 | 0 |
| Burglary | 0 | 0 | 38 | 3 | 8 | 3 | 7 | 5 | 9 | 0 | 87 | 53 |
| Larceny | 9 | 0 | 453 | 5 | 130 | 13 | 21 | 1 | 90 | 5 | 772 | 132 |
| Motor Vehicle Theft | 1 | 0 | 11 | 1 | 0 | 0 | 0 | 2 | 10 | 0 | 3 | 1 |
| Counterfeiting/Forgery | 0 | 0 | 17 | 0 | 12 | 1 | 0 | 0 | 9 | 0 | 56 | 1 |
| Fraud | 1 | 0 | 76 | 1 | 69 | 3 | 8 | 0 | 26 | 0 | 149 | 1 |
| Embezzlement | 0 | 0 | 18 | 0 | 5 | 0 | 2 | 0 | 2 | 0 | 48 | 0 |
| Stolen Property | 0 | 0 | 6 | 0 | 4 | 0 | 3 | 0 | 0 | 0 | 58 | 9 |
| Vandalism | 1 | 0 | 48 | 4 | 30 | 3 | 4 | 2 | 19 | 4 | 149 | 15 |
| Drug/Narcotic Offenses | 16 | 0 | 913 | 36 | 420 | 42 | 108 | 12 | 124 | 4 | 1322 | 81 |
| Sex Offenses, Nonforcible | 0 | 0 | 3 | 0 | 4 | 0 | 1 | 0 | 0 | 0 | 0 | 0 |
| Pornography | 0 | 0 | 9 | 0 | 8 | 1 | 1 | 0 | 0 | 0 | 2 | 0 |
| Gambling | 0 | 0 | 2 | 0 | 0 | 0 | 0 | 0 | 0 | 0 | 0 | 0 |
| Prostitution | 0 | 0 | 7 | 0 | 14 | 0 | 0 | 0 | 0 | 0 | 65 | 0 |
| Bribery | 0 | 0 | 0 | 0 | 0 | 0 | 0 | 0 | 0 | 0 | 0 | 0 |
| Weapon Law Violations | 1 | 0 | 39 | 1 | 19 | 3 | 7 | 1 | 10 | 2 | 125 | 13 |
| TOTAL GROUP A | 33 | 0 | 2454 | 89 | 995 | 96 | 214 | 30 | 516 | 17 | 4794 | 496 |
| Bad Checks | 1 | 0 | 19 | 0 | 4 | 0 | 3 | 0 | 0 | 0 | 13 | 0 |
| Curfew/Loitering/Vagrancy | 0 | 0 | 2 | 0 | 0 | 0 | 2 | 0 | 0 | 0 | 10 | 0 |
| Disorderly Conduct | 1 | 0 | 58 | 1 | 110 | 4 | 5 | 0 | 26 | 0 | 45 | 2 |
| Driving Under Influence | 20 | 1 | 377 | 0 | 212 | 2 | 97 | 0 | 33 | 0 | 606 | 0 |
| Drunkenness | 22 | 1 | 478 | 0 | 290 | 1 | 55 | 0 | 109 | 0 | 682 | 1 |
| Family Offenses, Nonforcible | 1 | 0 | 15 | 0 | 2 | 0 | 1 | 1 | 0 | 0 | 86 | 20 |
| Liquor Laws Violations | 7 | 0 | 154 | 6 | 159 | 37 | 7 | 2 | 18 | 5 | 61 | 19 |
| Peeping Tom | 0 | 0 | 0 | 0 | 1 | 0 | 0 | 0 | 0 | 0 | 1 | 0 |
| Runaway | 0 | 0 | 0 | 48 | 0 | 0 | 0 | 1 | 0 | 0 | 0 | 120 |
| Trespass of Real Property | 1 | 0 | 216 | 6 | 66 | 10 | 3 | 0 | 18 | 0 | 345 | 30 |
| Conspiracy | 0 | 0 | 0 | 0 | 0 | 0 | 0 | 2 | 0 | 0 | 0 | 0 |
| All Other (except Traffic) | 3 | 0 | 1976 | 171 | 145 | 18 | 90 | 13 | 616 | 19 | 1723 | 104 |
| TOTAL GROUP B | 56 | 2 | 3295 | 232 | 989 | 72 | 263 | 19 | 820 | 24 | 3572 | 296 |
| GRAND TOTAL | 89 | 2 | 5749 | 321 | 1984 | 168 | 477 | 49 | 1336 | 41 | 8366 | 792 |

Adult and Juvenile Arrests By County, City and Other

| ARRESTS BY OFFENSE | Norfolk | | Norton | | Petersburg | | Poquoson | | Portsmouth | | Radford | |
|------------------------------|--------------|-------------|------------|-----------|-------------|-----------|------------|-----------|-------------|------------|-------------|-----------|
| | Adult | Juv | Adult | Juv | Adult | Juv | Adult | Juv | Adult | Juv | Adult | Juv |
| Murder | 20 | 1 | 0 | 0 | 11 | 1 | 0 | 0 | 11 | 0 | 0 | 0 |
| Negligent Manslaughter | 0 | 0 | 0 | 0 | 0 | 0 | 0 | 0 | 0 | 0 | 0 | 0 |
| Kidnaping | 70 | 6 | 3 | 0 | 26 | 0 | 3 | 0 | 38 | 1 | 2 | 0 |
| Sex Offenses, Forcible | 72 | 16 | 0 | 1 | 8 | 3 | 0 | 1 | 16 | 2 | 5 | 0 |
| Robbery | 93 | 32 | 4 | 0 | 21 | 0 | 0 | 0 | 39 | 10 | 12 | 1 |
| Aggravated Assault | 195 | 29 | 3 | 0 | 73 | 2 | 2 | 3 | 132 | 4 | 39 | 1 |
| Simple Assault/Intimidation | 819 | 12 | 33 | 2 | 378 | 27 | 36 | 4 | 944 | 12 | 110 | 9 |
| Arson | 7 | 11 | 0 | 0 | 0 | 0 | 0 | 2 | 0 | 1 | 1 | 0 |
| Extortion/Blackmail | 0 | 0 | 0 | 0 | 0 | 0 | 0 | 0 | 0 | 0 | 0 | 0 |
| Burglary | 122 | 38 | 4 | 0 | 32 | 6 | 2 | 1 | 99 | 24 | 14 | 2 |
| Larceny | 1017 | 30 | 122 | 2 | 178 | 4 | 11 | 1 | 723 | 44 | 62 | 7 |
| Motor Vehicle Theft | 1 | 0 | 3 | 0 | 0 | 0 | 2 | 0 | 14 | 0 | 3 | 0 |
| Counterfeiting/Forgery | 31 | 0 | 3 | 0 | 24 | 0 | 0 | 0 | 19 | 1 | 17 | 0 |
| Fraud | 56 | 1 | 8 | 0 | 16 | 1 | 3 | 0 | 43 | 1 | 23 | 0 |
| Embezzlement | 12 | 0 | 1 | 0 | 11 | 0 | 0 | 0 | 11 | 0 | 1 | 0 |
| Stolen Property | 30 | 0 | 1 | 0 | 3 | 0 | 4 | 0 | 11 | 1 | 0 | 0 |
| Vandalism | 39 | 4 | 1 | 4 | 62 | 5 | 2 | 3 | 73 | 0 | 25 | 0 |
| Drug/Narcotic Offenses | 1063 | 32 | 30 | 0 | 410 | 4 | 35 | 3 | 529 | 12 | 185 | 2 |
| Sex Offenses, Nonforcible | 2 | 0 | 0 | 0 | 1 | 0 | 0 | 0 | 1 | 0 | 0 | 0 |
| Pornography | 3 | 0 | 0 | 0 | 1 | 0 | 0 | 0 | 1 | 0 | 2 | 1 |
| Gambling | 6 | 0 | 0 | 0 | 0 | 0 | 0 | 0 | 1 | 0 | 0 | 0 |
| Prostitution | 102 | 0 | 0 | 0 | 0 | 0 | 0 | 0 | 13 | 0 | 0 | 0 |
| Bribery | 0 | 0 | 0 | 0 | 0 | 0 | 0 | 0 | 1 | 0 | 0 | 0 |
| Weapon Law Violations | 99 | 4 | 3 | 0 | 50 | 5 | 4 | 0 | 75 | 1 | 5 | 0 |
| TOTAL GROUP A | 3859 | 216 | 219 | 9 | 1305 | 58 | 104 | 18 | 2794 | 114 | 506 | 23 |
| Bad Checks | 11 | 0 | 0 | 0 | 3 | 0 | 0 | 0 | 3 | 0 | 23 | 0 |
| Curfew/Loitering/Vagrancy | 1 | 0 | 0 | 0 | 3 | 2 | 0 | 12 | 5 | 221 | 0 | 0 |
| Disorderly Conduct | 498 | 42 | 5 | 0 | 73 | 3 | 1 | 0 | 55 | 4 | 7 | 1 |
| Driving Under Influence | 583 | 0 | 60 | 0 | 89 | 0 | 39 | 2 | 229 | 0 | 95 | 0 |
| Drunkenness | 1502 | 1 | 121 | 1 | 22 | 0 | 11 | 1 | 302 | 0 | 238 | 1 |
| Family Offenses, Nonforcible | 703 | 1 | 2 | 0 | 71 | 0 | 1 | 0 | 85 | 0 | 0 | 0 |
| Liquor Laws Violations | 1221 | 19 | 22 | 6 | 47 | 1 | 11 | 8 | 36 | 10 | 168 | 3 |
| Peeping Tom | 2 | 0 | 0 | 0 | 0 | 0 | 0 | 0 | 0 | 0 | 0 | 0 |
| Runaway | 0 | 43 | 0 | 0 | 0 | 0 | 0 | 0 | 0 | 1 | 0 | 0 |
| Trespass of Real Property | 1015 | 32 | 18 | 1 | 83 | 1 | 5 | 1 | 498 | 27 | 7 | 0 |
| Conspiracy | 0 | 0 | 0 | 0 | 0 | 0 | 0 | 0 | 0 | 0 | 5 | 0 |
| All Other (except Traffic) | 7227 | 797 | 157 | 0 | 1063 | 11 | 33 | 5 | 3139 | 36 | 270 | 7 |
| TOTAL GROUP B | 12763 | 935 | 385 | 8 | 1454 | 18 | 101 | 29 | 4352 | 299 | 813 | 12 |
| GRAND TOTAL | 16622 | 1151 | 604 | 17 | 2759 | 76 | 205 | 47 | 7146 | 413 | 1319 | 35 |

Adult and Juvenile Arrests By County, City and Other

| ARRESTS BY OFFENSE | Richmond | | Roanoke | | Salem | | Staunton | | Suffolk | | Virginia Beach | |
|------------------------------|----------|-----|---------|-----|-------|-----|----------|-----|---------|-----|----------------|------|
| | Adult | Juv | Adult | Juv | Adult | Juv | Adult | Juv | Adult | Juv | Adult | Juv |
| Murder | 84 | 0 | 5 | 0 | 1 | 0 | 1 | 0 | 4 | 0 | 20 | 1 |
| Negligent Manslaughter | 1 | 0 | 0 | 0 | 0 | 0 | 0 | 0 | 0 | 0 | 0 | 0 |
| Kidnaping | 76 | 0 | 14 | 0 | 1 | 0 | 3 | 0 | 38 | 2 | 52 | 3 |
| Sex Offenses, Forcible | 37 | 0 | 11 | 1 | 3 | 0 | 12 | 0 | 7 | 0 | 94 | 26 |
| Robbery | 211 | 13 | 39 | 11 | 15 | 2 | 2 | 0 | 18 | 2 | 139 | 25 |
| Aggravated Assault | 334 | 6 | 132 | 10 | 8 | 0 | 18 | 1 | 60 | 2 | 183 | 11 |
| Simple Assault/Intimidation | 1647 | 167 | 1217 | 68 | 145 | 24 | 191 | 7 | 603 | 6 | 2469 | 339 |
| Arson | 7 | 1 | 5 | 0 | 0 | 0 | 1 | 0 | 3 | 0 | 3 | 5 |
| Extortion/Blackmail | 0 | 0 | 2 | 0 | 0 | 0 | 0 | 0 | 0 | 0 | 2 | 7 |
| Burglary | 133 | 22 | 67 | 10 | 26 | 3 | 13 | 1 | 43 | 6 | 168 | 39 |
| Larceny | 724 | 50 | 977 | 137 | 174 | 16 | 252 | 11 | 407 | 8 | 1499 | 398 |
| Motor Vehicle Theft | 62 | 3 | 28 | 7 | 11 | 0 | 0 | 0 | 0 | 1 | 40 | 5 |
| Counterfeiting/Forgery | 57 | 0 | 14 | 0 | 22 | 0 | 8 | 0 | 17 | 0 | 67 | 3 |
| Fraud | 223 | 2 | 57 | 0 | 35 | 0 | 35 | 0 | 24 | 0 | 248 | 10 |
| Embezzlement | 32 | 0 | 34 | 2 | 15 | 0 | 5 | 0 | 14 | 0 | 66 | 0 |
| Stolen Property | 75 | 4 | 4 | 1 | 2 | 1 | 2 | 0 | 16 | 0 | 32 | 9 |
| Vandalism | 175 | 31 | 100 | 6 | 18 | 17 | 15 | 2 | 33 | 1 | 221 | 66 |
| Drug/Narcotic Offenses | 1573 | 45 | 1198 | 41 | 190 | 16 | 140 | 9 | 398 | 19 | 1578 | 176 |
| Sex Offenses, Nonforcible | 2 | 0 | 1 | 0 | 0 | 0 | 1 | 0 | 0 | 0 | 4 | 0 |
| Pornography | 5 | 0 | 4 | 0 | 3 | 0 | 1 | 0 | 1 | 0 | 7 | 0 |
| Gambling | 0 | 0 | 0 | 0 | 0 | 0 | 0 | 0 | 4 | 0 | 5 | 0 |
| Prostitution | 58 | 2 | 16 | 0 | 0 | 0 | 0 | 0 | 7 | 0 | 61 | 0 |
| Bribery | 3 | 0 | 0 | 0 | 0 | 0 | 0 | 0 | 0 | 0 | 3 | 0 |
| Weapon Law Violations | 223 | 14 | 72 | 10 | 14 | 4 | 9 | 1 | 47 | 1 | 223 | 24 |
| TOTAL GROUP A | 5742 | 360 | 3997 | 304 | 683 | 83 | 709 | 32 | 1744 | 48 | 7184 | 1147 |
| Bad Checks | 18 | 0 | 5 | 0 | 0 | 0 | 8 | 0 | 9 | 0 | 15 | 0 |
| Curfew/Loitering/Vagrancy | 0 | 41 | 0 | 17 | 0 | 0 | 0 | 0 | 0 | 3 | 124 | 448 |
| Disorderly Conduct | 117 | 44 | 54 | 83 | 44 | 13 | 13 | 3 | 62 | 1 | 669 | 39 |
| Driving Under Influence | 262 | 0 | 421 | 2 | 86 | 0 | 91 | 0 | 264 | 0 | 2300 | 3 |
| Drunkenness | 419 | 3 | 1725 | 3 | 177 | 1 | 227 | 0 | 6 | 0 | 3258 | 7 |
| Family Offenses, Nonforcible | 337 | 3 | 13 | 0 | 7 | 0 | 1 | 0 | 38 | 0 | 364 | 1 |
| Liquor Laws Violations | 123 | 1 | 461 | 6 | 18 | 3 | 37 | 4 | 40 | 2 | 509 | 112 |
| Peeping Tom | 0 | 0 | 0 | 0 | 0 | 0 | 0 | 0 | 1 | 0 | 1 | 0 |
| Runaway | 0 | 0 | 0 | 11 | 0 | 2 | 0 | 0 | 0 | 0 | 0 | 0 |
| Trespass of Real Property | 491 | 24 | 444 | 12 | 18 | 3 | 44 | 2 | 76 | 5 | 376 | 32 |
| Conspiracy | 3 | 0 | 0 | 0 | 1 | 0 | 0 | 0 | 0 | 0 | 2 | 0 |
| All Other (except Traffic) | 3679 | 14 | 1309 | 113 | 2 | 0 | 858 | 22 | 794 | 11 | 7205 | 191 |
| TOTAL GROUP B | 5449 | 130 | 4432 | 247 | 353 | 22 | 1279 | 31 | 1290 | 22 | 14823 | 833 |
| GRAND TOTAL | 11191 | 490 | 8429 | 551 | 1036 | 105 | 1988 | 63 | 3034 | 70 | 22007 | 1980 |

Adult and Juvenile Arrests By County, City and Other

| ARRESTS BY OFFENSE | Waynesboro | | Williamsburg | | Winchester | | Total City | |
|------------------------------|------------|-----|--------------|-----|------------|-----|------------|------|
| | Adult | Juv | Adult | Juv | Adult | Juv | Adult | Juv |
| Murder | 0 | 0 | 1 | 0 | 0 | 0 | 220 | 10 |
| Negligent Manslaughter | 0 | 0 | 0 | 0 | 0 | 0 | 2 | 0 |
| Kidnaping | 2 | 0 | 6 | 0 | 4 | 0 | 576 | 21 |
| Sex Offenses, Forcible | 8 | 2 | 2 | 0 | 5 | 0 | 447 | 83 |
| Robbery | 1 | 0 | 2 | 2 | 7 | 1 | 881 | 161 |
| Aggravated Assault | 7 | 0 | 7 | 1 | 11 | 0 | 2163 | 165 |
| Simple Assault/Intimidation | 161 | 16 | 77 | 7 | 173 | 10 | 16259 | 1204 |
| Arson | 0 | 0 | 0 | 0 | 0 | 0 | 63 | 31 |
| Extortion/Blackmail | 0 | 0 | 0 | 0 | 0 | 0 | 14 | 8 |
| Burglary | 8 | 9 | 4 | 0 | 3 | 0 | 1350 | 312 |
| Larceny | 249 | 16 | 40 | 4 | 244 | 46 | 12484 | 1410 |
| Motor Vehicle Theft | 5 | 5 | 0 | 0 | 4 | 0 | 288 | 41 |
| Counterfeiting/Forgery | 14 | 0 | 10 | 0 | 1 | 0 | 750 | 6 |
| Fraud | 39 | 1 | 21 | 0 | 21 | 0 | 1872 | 32 |
| Embezzlement | 7 | 0 | 3 | 0 | 7 | 1 | 542 | 6 |
| Stolen Property | 4 | 0 | 1 | 0 | 2 | 1 | 395 | 46 |
| Vandalism | 21 | 8 | 18 | 4 | 18 | 2 | 1547 | 230 |
| Drug/Narcotic Offenses | 151 | 3 | 82 | 10 | 269 | 13 | 16346 | 840 |
| Sex Offenses, Nonforcible | 0 | 0 | 0 | 0 | 0 | 0 | 30 | 0 |
| Pornography | 1 | 0 | 1 | 0 | 1 | 0 | 65 | 3 |
| Gambling | 0 | 0 | 0 | 0 | 0 | 0 | 33 | 0 |
| Prostitution | 0 | 0 | 2 | 0 | 0 | 0 | 417 | 2 |
| Bribery | 0 | 0 | 0 | 0 | 0 | 0 | 8 | 0 |
| Weapon Law Violations | 8 | 0 | 7 | 1 | 15 | 1 | 1443 | 121 |
| TOTAL GROUP A | 686 | 60 | 284 | 29 | 785 | 75 | 58195 | 4732 |
| Bad Checks | 3 | 0 | 1 | 0 | 10 | 0 | 406 | 0 |
| Curfew/Loitering/Vagrancy | 0 | 0 | 0 | 0 | 0 | 6 | 179 | 1046 |
| Disorderly Conduct | 23 | 2 | 5 | 3 | 7 | 0 | 2259 | 285 |
| Driving Under Influence | 78 | 1 | 93 | 0 | 200 | 1 | 9414 | 18 |
| Drunkenness | 69 | 0 | 150 | 0 | 482 | 1 | 14942 | 38 |
| Family Offenses, Nonforcible | 12 | 0 | 3 | 0 | 7 | 2 | 2049 | 28 |
| Liquor Laws Violations | 5 | 3 | 13 | 2 | 92 | 23 | 4541 | 358 |
| Peeping Tom | 0 | 0 | 2 | 0 | 0 | 0 | 16 | 0 |
| Runaway | 0 | 31 | 0 | 0 | 0 | 0 | 0 | 904 |
| Trespass of Real Property | 20 | 1 | 14 | 3 | 30 | 0 | 5111 | 255 |
| Conspiracy | 0 | 0 | 0 | 0 | 0 | 0 | 52 | 13 |
| All Other (except Traffic) | 378 | 17 | 43 | 3 | 830 | 12 | 44650 | 2048 |
| TOTAL GROUP B | 588 | 55 | 324 | 11 | 1658 | 45 | 83619 | 4993 |
| GRANDTOTAL | 1274 | 115 | 608 | 40 | 2443 | 120 | 141814 | 9725 |

Adult and Juvenile Arrests By County, City and Other

| ARRESTS BY OFFENSE | College/Univ | | Other Agency | | Total Other | | Total State | |
|------------------------------|--------------|-----|--------------|-----|-------------|-----|-------------|-------|
| | Adult | Juv | Adult | Juv | Adult | Juv | Adult | Juv |
| Murder | 0 | 0 | 0 | 0 | 0 | 0 | 316 | 10 |
| Negligent Manslaughter | 0 | 0 | 0 | 0 | 0 | 0 | 4 | 0 |
| Kidnaping | 5 | 0 | 1 | 0 | 6 | 0 | 1095 | 42 |
| Sex Offenses, Forcible | 6 | 0 | 0 | 0 | 6 | 0 | 1034 | 231 |
| Robbery | 12 | 0 | 0 | 0 | 12 | 0 | 1438 | 275 |
| Aggravated Assault | 14 | 0 | 2 | 0 | 16 | 0 | 4155 | 287 |
| Simple Assault/Intimidation | 108 | 2 | 25 | 0 | 133 | 2 | 32018 | 3631 |
| Arson | 1 | 0 | 0 | 0 | 1 | 0 | 128 | 74 |
| Extortion/Blackmail | 0 | 0 | 0 | 0 | 0 | 0 | 41 | 10 |
| Burglary | 19 | 0 | 1 | 0 | 20 | 0 | 3301 | 623 |
| Larceny | 131 | 4 | 66 | 0 | 197 | 4 | 28271 | 3667 |
| Motor Vehicle Theft | 1 | 0 | 6 | 2 | 7 | 2 | 733 | 126 |
| Counterfeiting/Forgery | 22 | 0 | 104 | 3 | 126 | 3 | 1944 | 31 |
| Fraud | 25 | 0 | 61 | 1 | 86 | 1 | 4455 | 133 |
| Embezzlement | 2 | 0 | 17 | 0 | 19 | 0 | 1511 | 16 |
| Stolen Property | 5 | 0 | 4 | 0 | 9 | 0 | 825 | 129 |
| Vandalism | 34 | 0 | 16 | 0 | 50 | 0 | 3323 | 833 |
| Drug/Narcotic Offenses | 506 | 8 | 289 | 17 | 795 | 25 | 37703 | 2602 |
| Sex Offenses, Nonforcible | 0 | 0 | 0 | 0 | 0 | 0 | 84 | 7 |
| Pornography | 1 | 0 | 0 | 0 | 1 | 0 | 199 | 37 |
| Gambling | 0 | 0 | 1 | 0 | 1 | 0 | 55 | 2 |
| Prostitution | 0 | 0 | 0 | 0 | 0 | 0 | 850 | 3 |
| Bribery | 0 | 0 | 0 | 0 | 0 | 0 | 13 | 0 |
| Weapon Law Violations | 28 | 0 | 285 | 27 | 313 | 27 | 3199 | 301 |
| TOTAL GROUP A | 920 | 14 | 878 | 50 | 1798 | 64 | 126695 | 13070 |
| Bad Checks | 1 | 0 | 3 | 0 | 4 | 0 | 1497 | 0 |
| Curfew/Loitering/Vagrancy | 0 | 1 | 0 | 0 | 0 | 1 | 185 | 1451 |
| Disorderly Conduct | 48 | 0 | 14 | 0 | 62 | 0 | 3760 | 772 |
| Driving Under Influence | 373 | 1 | 127 | 0 | 500 | 1 | 26367 | 115 |
| Drunkenness | 641 | 0 | 313 | 3 | 954 | 3 | 28460 | 169 |
| Family Offenses, Nonforcible | 2 | 0 | 10 | 1 | 12 | 1 | 2568 | 46 |
| Liquor Laws Violations | 403 | 5 | 1232 | 105 | 1635 | 110 | 9098 | 1339 |
| Peeping Tom | 2 | 0 | 0 | 0 | 2 | 0 | 37 | 1 |
| Runaway | 0 | 1 | 0 | 0 | 0 | 1 | 0 | 3378 |
| Trespass of Real Property | 120 | 0 | 532 | 27 | 652 | 27 | 8242 | 644 |
| Conspiracy | 0 | 0 | 2 | 0 | 2 | 0 | 133 | 19 |
| All Other (except Traffic) | 208 | 6 | 6470 | 156 | 6678 | 162 | 92931 | 4527 |
| TOTAL GROUP B | 1798 | 14 | 8703 | 292 | 10501 | 306 | 173278 | 12461 |
| GRAND TOTAL | 2718 | 28 | 9581 | 342 | 12299 | 370 | 299973 | 25531 |